

PRACTICAL WIRELESS

APRIL 1965


2¹/₂

FREE inside

24-PAGE POCKET GUIDE

packed with essential data, including:

- ELECTRICAL QUANTITIES
UNITS AND SYMBOLS
- WIRE AND METAL GAUGE
DATA AND COMPARISONS
- FREQUENCY AND WAVE-
LENGTH DATA
- DECIBEL CALCULATIONS

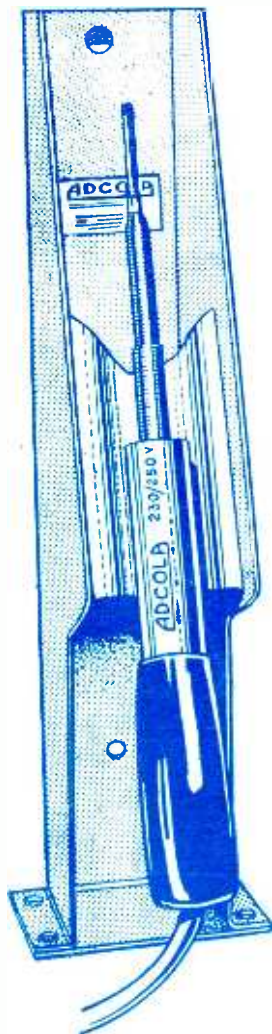


FIDELITY F.M. TUNER
PULSE COUNTER DISCRIMINATOR

ADCOLA

ADCOLA PRODUCTS LTD.
(Long Trade Mark)

SOLDERING INSTRUMENTS AND EQUIPMENT



**DESIGNED FOR
THE AMATEUR'S
RADIO STATION**

ILLUSTRATED
List No. 70 $\frac{1}{8}$ " BIT
IN
PROTECTIVE
SHIELD
List No. 68

for catalogue apply direct to:—
Sales and Service Dept.

**ADCOLA PRODUCTS LTD.,
ADCOLA HOUSE,
GAUDEN ROAD, LONDON, S.W.4**

Telephones
MAGdalay 4272 & 3101

Telegrams
SOLJOINT LONDON SW4

The SUPER 6

**LONG & MEDIUM WAVE
TRANSISTOR RADIO**



A quality radio available as a kit or ready built. The sparkling performance and superb finish of the completed receiver give you value equivalent to a £12.12.0 commercial model.

★ All new parts, can be built in 2 hours. ★ 6 transistors and diode. ★ 350mW output. ★ Superhet circuit, Ferrite rod aerial. ★ Weymouth Radio printed circuit board. ★ Component positions and references printed on back of board. ★ Nicely styled wooden cabinet, 11 x 7½ x 3½ in. ★ Vinyl covered in various colours. ★ 6 x 4 in. speaker giving good bass and treble response. ★ Full instruction booklet 2/-. Free with kit. ★ I.F. frequency 470 kc/s. ★ Lining up service if required. ★ All parts supplied separately. Write for list. S.A.E. please. ★ 9v. battery required. VT9 or P.P.9 (3/9 with kit).

COMPLETE KIT ONLY

PLUS 5/- POST

£4.17.6

OR FULLY BUILT £6.17.6 Tax & Carr. paid

TRANSISTORS

Packet of 3 coded RF transistors (equivalent of OC44/5) 7/6 post paid. Set of 6 transistors and diode with circuit diagram. Neatly packed in foam-lined box; useful for presentation. 15/-, post paid.

TRADE SUPPLIED

ELECTRONICS (Camberley) LTD.
15 VICTORIA AVENUE, CAMBERLEY, SURREY
(Closed Saturdays)

JACKSON

the big name in **PRECISION** components



MINIATURE TUNING CAPACITORS

TYPE "00"

The Jackson 'O' range contains six basic types of different air-dielectric tuning capacitors with a wide variation of capacities available in each type. In addition, there are optional extras such as concentric-spindle slow-motion drives, built-in trimmers and plastic covers. The maximum capacitance per section ranges from 12, 18 or 24 pF for FM types to 420 pF for AM types.



- ★ Type OO subminiature twin capacitor at 12/6
- ★ Type OFM two-gang for FM at 11/-
- ★ Type OPC for printed circuit mounting at 14/-
- ★ Type OG2 with internal reduction gearing at 16/-

STAND 267 R.E.C.M.F. EXHIBITION

Write for literature

JACKSON BROS. (LONDON) LTD.

(Dept. P.W.) KINGSWAY-WADDON, SURREY
Phone: Croydon 2754-5 Grams: Walfilco, Souphone, London

SURBITON PARK RADIO LTD.

ALL ORDERS DESPATCHED SAME DAY ● WE PAY POSTAGE AND INSURANCE
SATISFACTION OR MONEY REFUND GUARANTEE ● DEPENDABLE SERVICE

NOTE—H.P.P. where shown after Cash Price means total Hire Purchase Price

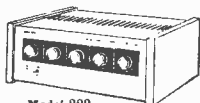
LEADING STOCKISTS OF MARTIN RECORDAKITS

MARTIN RECORDAKITS	Dep.	Mthly. pmts.
HALF TRACKS		
TAPE AMPLIFIER FOR STUDIO DECK with ready wired printed circuit, control and input jacks, mains and output transformers, knobs, plugs, screws etc.: EP86, EUC83, E280, EM85 and 2 EL84 3 watts output, Magic Eye, Radio and Mic. inputs, ext. speaker socket, tone and monitor controls, can be used as an amplifier. £11.10 (H.P.P. £12.10.0)	47/-	8 25/6
COLLARO STUDIO DECK, latest model, 3 speeds, 3 motors, 7in. spools £10.19.6 (H.P.P. £12.0.0)	44/-	8 24/6
CASE for above with 8 x 5in. speaker, two-tone grey. £5. 5.0		
COMPLETE KIT with tape and microphone. £29.19.6 (H.P.P. £32. 8.0)	120/-	12 44/-
QUARTER TRACK		
TAPE AMPLIFIER FOR STUDIO DECK, as above. £12.19.0 (H.P.P. £13.12.0)	52/-	8 27/6
COLLARO STUDIO DECK, fitted Marriot "X" Series heads £13.19.6 (H.P.P. £15. 2.0)	56/-	12 20/8
CASE as above, two-tone grey £5. 5.0		
COMPLETE KIT with tape and microphone. £33.19.6 (H.P.P. £36.14.0)	136/-	12 49/10

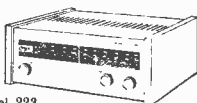
TAPE PRE-AMPLIFIERS

HALF TRACK for STUDIO deck, 400mV out. £9. 9.0 (H.P.P. £9. 8.0)	34/-	6 25/8
QUARTER TRACK, as above SELF POWERED. £9. 9.0 (H.P.P. £10. 9.0)	39/-	6 28/4
TAPE HEADS, Bratmatic Half-Track Record/Replay and Erase on plate £1.19.6	—	—

ARMSTRONG AMPLIFIERS AND TUNERS



Model 222



Model 223

● STEREO AMP. 222. 10 + 10w. £27.10.0 (H.P.P. £29.14.0)	110/-	12 40/4
● TUNERS SELF-POWERED 224 P.M. £22.10.0 (H.P.P. £24. 6.0)	90/-	12 32/2
225 A.M./F.M. £25.15.0 (H.P.P. £31. 1.0)	115/-	12 42/2
● TUNER/AMPLIFIERS MONO 127/M AM/FM with 5 w. £26.10.0 (H.P.P. £28.12.0)	106/-	12 38/10
227/M AM/FM with 10 w. £36.15.0 (H.P.P. £39.13.0)	147/-	12 53/10
● TUNER/AMPLIFIERS STEREO 127/S AM/FM with 5 + 5 w. amp. £37.10.0 (H.P.P. £40.10.0)	150/-	12 55/-
227/S AM/FM with 10 + 10 w. amp. £55.15.0 (H.P.P. £56.19.0)	211/-	12 77/4
226/S as 227/S with Mag. P.T. £61. 0.0 (H.P.P. £65.16.0)	280/-	12 88/-
Shelf mounting Teak Case for any of above £3.10.0		

MONO AMPLIFIERS

Linear L 45/A, 3 valve, 3 watt £6. 8.0		
Dulci GA5, Integrated, 5 w. £13. 2.6 (H.P.P. £14. 3.6)	59/8	12 19/3
Tripletone Hi-Fi Major, 10 w. £15.18.9 (H.P.P. £17. 3.9)	74/9	12 23/3
Leak TL12, 10 w. Main Amp. £20. 0.0 (H.P.P. £21.12.0)	80/-	12 19/3
Leak Variatone Mono, Pre-amp. £15.15.0 (H.P.P. £17. 0.0)	63/-	12 23/1
Dulci DPA15, 15 watt with 2 valve pre-amplifier. £26. 5.0 (H.P.P. £23. 7.0)	105/-	12 38/6

STEREO AMPLIFIERS

Leak Stereo 20, Pre-amplifier and Main amplifier complete. £55. 9.0 (H.P.P. £59.17.0)	229/-	12 80/8
Rogers Cadet Mk. 3 with Pre-amplifier. £29.10.0 (H.P.P. £31.17.0)	118/-	12 43/3
Leak Transistor Stereo 30, Pre-amplifier and main amplifier. £49.10.0 (H.P.P. £53. 9.0)	198/-	12 72/7

F.M. TUNERS

Tripletone, Less power £13.19.6 (H.P.P. £15. 2.0)	56/-	12 20/6
Tripletone, With power £15.14.6 (H.P.P. £17. 0.0)	63/-	12 23/1
Jason JTV/2, FM and TV sound, switched, self-powered. £22. 5.0 (H.P.P. £24. 0.0)	89/-	12 32/7

SURBITON PARK RADIO LTD.

48A, SURBITON ROAD,
KINGSTON-UPON-THAMES, SURREY

Phone: KIN 5549

● Orders for Cash, C.O.D. or Terms ● Hours 9 a.m. - 6 p.m. (1 p.m. Wed.) ● Easily reached by frequent trains Waterloo to Surbiton

RECORDAKITS AND AUDIOKITS

MARTIN AUDIOKITS

MARTIN AUDIOKITS	Dep.	Mthly. pmts.
We show only the popular units here. Others available including stereo. The following would make up a		
TRANSISTORISED AMPLIFIER 15 ohms MODEL. UNIT 1—FIVE INPUT SELECTOR, Size 3½ x 3in. Mag. P.T. Crystal P.U. Radio, Mic., Tape Head. £27.6.	—	—
UNIT 4—PRE-AMPLIFIER AND CONTROL. Size 6½ x 2½in. Volume on/off, bass and treble control. £32.6	—	—
UNIT 7—MAIN AMPLIFIER, 10 watts, 6 transistor, transformerless Push Pull output. Mounted on heat sink, 1.5 amp. 15 ohms. £18.12.6	—	—
UNIT 8—POWER SUPPLY. Gives 15 and 40 volts. Heavy duty transformer, rectifier and smoothing. £25.10.0	—	—
CONTROL PANEL for Units 1 and 4 10.8	—	—
ALL ABOVE FOUR UNITS WITH PANEL, 15 ohms. £15. 8.0 (H.P.P. £16.12.0)	62/-	12 22/6
10 watt 8 ohm AMPLIFIER ASSEMBLY, UNIT 5. £5.12.6	—	—
UNIT 6—POWER SUPPLY, as Unit 8 but 18-24 V. £2.12.6	—	—
Complete 1456 Assembly £14.5.0 (H.P.P. £15.7.0)	57/-	12 20/10
MARTIN AUDIOKIT F.M. TUNER UNITS, Nos. 15, 16 and 17 to make a high efficiency F.M. Tuner Unit come to. £12.17.6 (H.P.P. £13.17.6)	51/8	12 18/10
SEND FOR LEAFLETS OF COMPLETE RANGE		

GRAMOPHONE UNITS

GARRARD as follows:		
SR11 Single Player, Mono cartridge £20.11	—	—
Autoslim, 4 Sp. changer Mono £20.12.6	—	—
AT/5/P Improved Autoslim, St. £9. 0.0 (H.P.P. £10. 0.0)	36/-	6 27/4
A.T.6 Autoslim de Luxe, M. £10.10.0 (H.P.P. £11.10.0)	42/-	8 23/6
AT/5/3000/LM as AT6, but with slim arm, stereo. £11.12.6 (H.P.P. £12.12.6)	46/8	8 25/8
4H/F, Transcription Mono £17. 3.6 (H.P.P. £18.10.6)	69/8	12 24/-
"Decadek" Single Player with Decca "Deram" Cartridge. £15.15.0 (H.P.P. £17. 0.0)	68/-	12 23/1
LAB. "A", Transcription changer Mono. £19.14.0 (H.P.P. £21. 6.0)	79/-	12 28/11
301 Strobe, Transcription £22. 0.0 (H.P.P. £23.15.0)	88/-	12 32/3
B.S.R. UA25, Very latest model with cartridge. £6. 8.0	—	—
Philips AG1018, Stereo cartridge, will change 7in. Records with adaptor 10/1 extra. £13.13.0 (H.P.P. £14.14.0)	55/-	12 19/11
Golding GL58 w. arm less cart. £17. 1.0 (H.P.P. £18. 8.0)	89/-	12 40/11
Golding GL7, arm less cart. £27. 9.4 (H.P.P. £29.12.4)	111/4	12 24/11
Golding '98', Trans. less arm £18.18.5 (H.P.P. £20. 8.5)	76/5	12 27/8
LEAFLETS ON REQUEST		

HI-FI LOUDSPEAKERS

Goodmans Axiote, 8in. £5.10.11	—	—
Goodmans Axiom, 10in. £6.12.3	—	—
Goodmans 5K/20/XL, Tweeter and Crossover £17.13.9	—	—
Goodmans 201, 12in. 10w. £11. 8.9 (H.P.P. £12. 8.9)	48/9	8 25/8
Goodmans 301, 12in. 20w. £15.18.9 (H.P.P. £17. 3.9)	84/9	12 23/3
Goodmans X05000, £2.2.2 X0950 £5.17.2	—	—
W.B. HF812, 8in., 3.75, 7.5 and 15 ohm £3.16.6	—	—
W.B. HF1012, 12in., 3.75, 7.5 and 15 ohms. £4.12.0	—	—
Wharfedale Super 8, Tweeter £5.16.3	—	—
Wharfedale Super 8, Full range unit £6.14.2	—	—
Wharfedale Super 8 RS/DD, £10.18.0 (H.P.P. £11.18.0)	44/-	8 24/3
Wharfedale Super 12 RS/DD £17.10.0 (H.P.P. £18.18.0)	70/-	12 25/8
Wharfedale RS/12DD, 12in. unit Full range. £11.10.0 (H.P.P. £12.10.0)	46/-	8 25/6
LEAFLETS AVAILABLE ON REQUEST		

GUITAR SPEAKERS

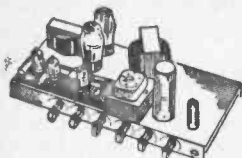
Fane, 12in. Heavy duty unit 20 watt £5.5.0	—	—
Goodmans Andiom 61, 12in. 15 watt Bass. £9.12.5 (H.P.P. £10.12.6)	38/8	6 29/-
Goodmans Andiom 61, 12in. 20 watt Bass or Lead. £15. 0.0 (H.P.P. £16. 4.0)	80/-	12 22/-
Goodmans Andiom 81, 15in. £25. 6.3 (H.P.P. £27. 6.3)	102/8	12 37/-
Goodmans Andiom 81, 15in. 50 watt Bass. £28.11.10 (H.P.P. £30.16.0)	115/10	12 41/6
Wharfedale W 12/EG, 12in. 15 watt Lead. £10.10.0 (H.P.P. £11.10.0)	42/-	8 23/6
Wharfedale W 15/EG, 15in. 16 watt Bass. £17.10.0 (H.P.P. £18.18.0)	70/-	12 25/8
WRITE FOR GOODMANS ELECTRIC GUITAR LEAFLET		

GUITAR AMPLIFIERS

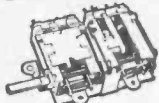
Linear Dionic 12w, 2 input £13. 2.6 (H.P.P. £14. 8.9)	52/6	12 19/8
Linear Conchord 30 watt 2 input with Cover. £19. 4.6 (H.P.P. £20.15.0)	77/-	12 23/8
Leak TL 25 25 watts amp and pre-amp. £42. 5.0 (H.P.P. £45.12.0)	169/-	12 61/11
Leak TL 50 50 watts amp and pre-amp. £51. 5.0 (H.P.P. £55. 7.0)	205/-	12 75/8

MICROPHONES AND FLOOR STANDS

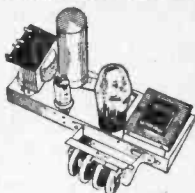
Reslo RBH/T, Ribbon High Impedance £11. 2.6 (H.P.P. £12. 2.6)	44/8	8 24/8
Reslo RBH/TS, Ribbon with on/off switch. £13.10.0 (H.P.P. £14.11.0)	54/-	12 19/8
Reslo Heavy Duty Floor Stand. £7.0.0	—	—
Teisco DM304, Dual Impedance with switch. £6.5.0	—	—
Piezo BM3, Crystal with switch. £1.16.0	—	—
Jap. Floor Stand. £3.1.0	—	—




6 VALVE 15 WATT PUSH-PULL AMPLIFIER. 15 x 17 x 1 1/2 in. A.C. Mains 200-250 volts. 4 inputs with controls for same and bass and treble lift controls. Tapped for 3 and 15 ohm speakers. Extra H.T. and L.T. for F.M. Tuner supplies etc. Built and tested. 7 gns. P. & P. 12/6.



CYLINDER A.M. F.M. PERMEABILITY TUNER FOR ALL TRANSISTOR OPERATION. Size 2 1/2 x 3 1/2 in. approx. By famous manufacturer. A.M. I.F. 470 Kc/s. F.M.-I.F. 10.7 Mc/s. A.M. coverage from 1620 Kc/s-525 Kc/s. F.M. coverage 108 Mc/s-88 Mc/s. Circuit diagrams 2/8. FREE with Tuner. 1st 2nd, 3rd A.M. I.F.s. 1st, 2nd, 3rd and 4th F.M. I.F.s. V.H.F. Osc. choke, A.M. I.F. traps A.F. 114 and A.F. 115. All the above are the R.F. end of an A.M./F.M. receiver car radio etc. The above six items, £2.10.0.



3 TO 4 WATT AMPLIFIER KIT comprising chassis 8 1/2 x 2 1/2 x 1 1/2 in. Double wound main transformer, output transformer, volume and tone controls, resistors, condensers, etc. Valves 6V6, 6X4 and metal rectifier. Circuit 1/8 free with kit. 29/6 plus 4/- P. & P.



CHANNEL TUNER I.F. 16-19 Mc/s. Continuously tunable from 174-216 Mc/s. Valves required—PCP60 and PCX84 (4a series). Cover BBC and ITA ranges. Also Police, Fire and Taxi etc. Brand new by famous maker. 10/- P. & P. 3/6.

RADIO & T.V.—
famous for Components




FLUORESCENT LIGHT KIT. Twin 20 choke instant start, complete with 4 bi-pin 200/250 v. holders. 11/6. P. & P. 4/-. Twin 40 choke instant start with 4 bi-pin 200/250 v. holders. 17/6. P. & P. 4/-.

SILICON RECTIFIERS. 250 v. P.I.V. 750 mA. Six for 7/8 post paid.



SIGNAL GENERATORS: Cash £7.5.0. P. & P. 6/6. Coverage 100 Kc/s to 100 Mc/s on fundamentals and 100 Mc/s to 200 Mc/s on harmonics. Case 10 x 6 1/2 x 5 1/2 in. Three miniature valves and Metal Rectifier. A.C. mains 200/250v. Internal modulation of 400 c.p.s. to a depth of 30 per cent. Modulated or unmodulated R.F. output continuously variable 100 millivolts, C.W. and mod. switch, variable A.F. output. Magic eye as output indicator. Accuracy plus or minus 2 per cent.




8-WATT PUSH-PULL 5 VALVE AMPLIFIER. A.C. mains 200-250 v. Size 10 1/2 x 6 1/2 x 2 1/2 in. 5 valves. For use with all makes and types of pick-ups and mike. Negative feed back. Two input, mike and gram, and controls for same. Separate controls for Bass and Treble lift. Response flat from 40 cycles to 15 Kc/s. 2dB down to 20 Kc/s. Output 8 watts at 5 per cent total distortion. Noise level 40 dB down all hum. Output transformer tapped for 3 and 15 ohm speech coils. For use with 8td. or L.P. records, musical instruments such as guitars, etc. Suitable for small halls. £8.10.6. P. & P. 7/-. Crystal mike to suit. 15/-, P. & P. 2/-. 8in. P.M. Speaker to suit, 12/6. P. & P. 2/6.

FIXED FREQUENCY SIGNAL GENERATOR. Crystal control in metal case, size 10 x 6 x 6 in. Incorporating two 6FD3 valves, mains transformer, metal rectifier choke, indicator, lamp, crystal and numerous components. Modulated and unmodulated output socket. Originally used for I.T.V. frequencies. Brand new, 39/6, plus 6/- P. & P. A.C. mains 200-250 volts.



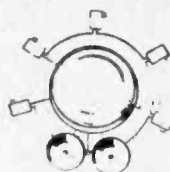
POCKET MULTI-METER. Size 3 1/2 x 2 1/2 x 1 1/2 in. Meter also 3 1/2 x 1 1/2 in. Sensitivity 1,000 O.F.V. on both A.C. and D.C. A.C. and D.C. volts. 0-15, 0-150, 0-1,000. D.C. current 0-100 mA. Resistance 0-100 KΩ. Complete with test probe, battery and full instructions. 39/6, P. & P. 2/6. FREE GIFT for limited period only. 30 watt Electric Soldering Iron value 15/- to every purchaser of the Pocket Multi-Meter.



50 MICRO-AMP METER movement by world famous manufacturer. Size 3x2 1/2 in., 25/-, plus 1/6 P. & P.



A.C. MAINS MOTOR. Can be used for a variety of purposes, silent running satisfactory in every way. 230/250 v. A.C., 9/6, P. & P. 2/6.



RINGO BURGALAR ALARM SYSTEM. A.C. mains, 200/240 volt. Fire salvage slightly tarnished. List price 7 gns. Our price, complete with double gong bell five micro switches and full instructions, 49/6, P. & P. 4/6.

RADIO & T.V. COMPONENTS (ACTON) LTD.

21b High St., Acton, London, W.3.

All enquiries S.A.E. Goods not despatched outside U.K. Shop hours 9 a.m.—6 p.m. Early closing Wednesday

SPECIAL OFFER! FROM R. & T.V. LTD.

Elegant Seven

COMBINED PORTABLE & CAR RADIO

The Radio with the STAR features

4in. SPEAKER

- ★ 7-transistor superhet. Output 350mW.
- ★ Two-tone grey wooden cabinet, fitted handle with silver coloured fittings. Size $12\frac{1}{2} \times 8\frac{1}{2} \times 3\frac{1}{2}$ in.
- ★ Horizontal tuning scale, size $11\frac{1}{4} \times 2\frac{5}{8}$ in. in silver with black lettering.
- ★ All stations clearly marked.
- ★ Ferrite-rod internal aerial.
- ★ I.F. 470 K/cs.
- ★ Operated from PP9 battery.
- ★ Full comprehensive instructions and point-to-point wiring diagrams.
- ★ Printed circuit board, back printed with all component values.
- ★ Fully tunable over medium and long waveband.
- ★ Car aerial socket.
- ★ Full after-sale service.

ONLY
£4.4.0

Plus 5/6 P. & P. Parts
list & circuit diagram
2/6. FREE with parts.

SPECIAL OFFER—POWER SUPPLY KIT to purchasers of "Elegant Seven" parts incorporating mains transformer etc. A.C. mains 200-250v. Output 9v 100mA 7/6.

Goods not despatched outside U.K. All enquiries S.A.E. Terms C.W.O.



RADIO & TV COMPONENTS (ACTON) LTD 21C High St., Acton, London W3

Open 9 a.m.—6 p.m. including Sats. Early closing Wed.



The world-famous copper plated alloy containing 5 cores of non-corrosive flux, that saves the soldering iron bit. Ersin Multicore Solder is also available in high tin quality alloys. 60/40 In 22 s.w.g. for printed circuits, transistors, etc.

THE HANDY DISPENSER



Easy to find in the tool box—simple to use. Virtually a third hand for tricky soldering jobs. 12 feet 5-core 18 s.w.g. ERSIN MULTICORE SAVBIT alloy in a continuous coiled under direct from free-standing dispenser.

2/6 each

SAVBIT ALLOY
saves wear on
soldering iron bits

SAVBIT SIZE 1 CARTON

Contains approximately 30 feet of 18 s.w.g. SAVBIT. It is also supplied in 14 s.w.g. and 16 s.w.g. Obtainable from radio and electrical stores.

5/- each



BIB WIRE STRIPPER AND CUTTER

Strips insulation without nicking wire, cuts wire cleanly, adjustable to most thicknesses. Splits extruded plastic twin flex.

3/6 each



BARGAINS FROM BROADWAY ELECTRONICS

GARRARD A.T.6 Hi-Fi Autochanger G.C.8 mono cartridge—£9.19.6, post free.

GARRARD AUTOSLIM 4 speed changer—£6.10.0, post free. 12in. ALTHAM SPEAKER with built in tweeter 3 ohm or 15 ohm 7,000 Gauss Magnet. Only 29/6, postage 3/6.

HAYDON CABINET (17 x 15 x 8in.) designed to take a 12in. Heavy Duty Speaker. 50/-, postage 7/6.

The Famous B.M.3 XTAL MICROPHONE with neck lanyard 30/-, table stand for above 9/6 extra. Xtal insert 7/3.

GUITAR PICK-UP complete with clip and screened lead—12/6. 3-WAY PUSH BUTTON UNITS. Each button operates a 4-pole 2-way switch—4/6.

BARGAINS IN TRANSISTORS. Mullard RF Packs OC44 two OC45, 12/8; AF Packs OC81D two OC81, 8/6; OC44, 3/6; OC45, 3/-; OC71, 2/6; OC72, 3/-; OA81 diode 2/3; OC170, 6/6; AF 117, 6/6; ORP12, light cell, 7/6; OC29, 12/6; OC35, 12/6.

TRANSISTOR ELECTROLYTICS 1, 2, 4, 5, 8, 10, 16, 32, 50, 100 Mfd. all at 15 volts—1/3 each.

McMICHAEL TELESCOPIC TV AERIAL 23in. extends to 45in. Fitted with coax plug, will suit any set. Only 7/6.

CARTRIDGES. Acos 67-1G Low Output, 67-2G Medium Output GP59-5 High Output, Garrard GC2 or GC3 all with mounting bracket 15/-.

Ronette Stereo with mounting bracket, 25/-.

EARPIECES with cord and 3.5mm plug. 3 ohm magnetic 3/-; 250 ohm, 4/-; 180 ohm magnetic with clip 6/6; Xtal, 4/-; 3.5mm plugs with nice long shank complete with jack, 3/-.

3.5mm plugs with nice long shank complete with jack SCREENED, 4/-.

TOGGLE SWITCHES. Single pole with on/off plate, 2/6.

NEON PANEL LIGHTS. 240v. A.C. Arcoelectric, 2/6.

TERMS: C.W.O. OR C.O.D.

BROADWAY ELECTRONICS
92 MITCHAM ROAD, TOOTING, S.W.17

Phone: BALham 3984

(four minutes from Tooting Broadway Underground Station)

MULTICORE WORKS · HEMEL HEMPSTEAD · HERTS. (BOXMOOR 3636)

CAHS 34

R.S.C.
(MANCHESTER) LTD.

MAIL ORDERS TO:
54 WELLINGTON
STREET, LEEDS 1

Terms: C.W.O. or C.O.D. No C.O.D. under £1. Postage 2/9 extra under £2. 4/6 extra under £5. Trade Supplied. S.A.E. with all enquiries please. Personal shoppers welcomed at all of the branches below. Open all day Saturday.

BRADFORD 10 North
Parade & 54-56
Morley Street
(Half-day, Wednesday).

BRISTOL 14 Lower Castle Street
(Half-day Wednesday)
Tel: 22904

BIRMINGHAM

30/31 Gt. Western Arcade, opp. Snow
Hill Station. CENTRAL 1279. No half-day

DERBY 26 Osmaston Rd., The Spot
(Half-day Wednesday)
Tel: 41361

DARLINGTON 13 Post House
Wynd (Half-day
Wednesday) Tel: 68043

EDINBURGH 133 Leith Street,
(Half-day Wed.)
Tel: WAVErley 5766

GLASGOW 326 Argyle Street,
(Half-day Tuesday).
Tel: CITY 4158

HULL 51 Savile Street (Half-day
Thursday) Tel: 20505

LEICESTER 32 High Street (Half-day
Thurs.) Tel: 56420

LEEDS 5-7 County (Mecca) Arcade
(No half-day) Tel: 28252

LIVERPOOL 73 Dale St. (No half-day)
Tel: CENTRAL 3573

LONDON 238 Edgware Road W2
(Half-day Thursday)
Tel: PADDington 1629

MANCHESTER

60A-60B Oldham St. Tel: CENTRAL 2778
(No half-day) New large store.

MIDDLESBROUGH 106 New-
port Rd.
(Half-day Wednesday) Tel: 47096

SHEFFIELD 13 Exchange Street
Castle Market Bldgs.
(Half-day Thursday)
Tel: 20716

EX. GOV., 2V ACCUMULATORS.
16 A.H. Size 7 x 4 x 2 1/2 in. Brand new
4/9 each. Three for 12/6, carr. 3/-.

MULTI-METERS CABY MI. Sensitivity
2,000 ohms per volt. A.C. and D.C., 54/-.
A.10. Basic Meter sensitivity 155 micro-
amps A.C. and D.C. ranges £4.11.6. B. C.
Sensitivity up to 10,000 ohms per volt A.C.
and D.C., £6.2.6. 30,000 ohms per volt, with
overload buzzer, £8.10.6. Other types in
stock from 30/9.

TRANSISTOR SALE Mullard OC71 3/9.
OC45 4/11. OC44 4/11. OC72 4/9. OC81 4/11.
OC171 8/9. Ediswan XA101 3/9. XB102 3/9.
XA112 3/9. XB113 3/9. XB104 3/9. XC101A
3/9. Postage 6d. for up to 3 transistors.

**EX GOVT. SELENIUM
RECTIFIERS 12v 15 AMP
(BRIDGE) F.W. ONLY 19/9**


EX. GOVT. SMOOTHING CHOKES.
20 mA. 3-5 H. 50 ohms, Parkmoor 8/9;
150mA. 10 H. 50 ohms 9/9; 120mA. 12 H. 100
ohms, 8/9; 100 mA. 10 H. 100 ohms, 8/9; 60
mA. 5-10 H. 250 ohms, 2/11.

**TANNOY RE-ENTRANT LOUD-
SPEAKERS** For outdoor or
Factory use. 8 ohms, 8 watts. Only **25/9**

HI-FI 10 WATT AMPLIFIER
Brand New Complete **£7.19.6** Carr.
5/6

Manufacturer's discontinued Model. Push-
pull output. Latest high efficiency valves.
Dual separately controlled inputs for
'Mike' and gram. Separate Bass and Treble
Controls. High Sensitivity. Output for 3 or
15 ohm speaker. Guaranteed tested and in
perfect working order.

R.S.C. 30-WATT ULTRA LINEAR A10 HIGH FIDELITY AMPLIFIER




A highly sensitive Push-Pull high output
unit with self-contained Pre-amp. Tone
Control Stages. Certified performance
figures compare equally with most ex-
pensive amplifiers available. Hum level
70 dB down. Frequency response ± 3 dB
30-20,000 c/s. A specially designed section-
ally wound ultra linear output transformer
is used with 807 output valve. All com-
ponents are chosen for reliability. Six
valves are used EF86, EF88, ECC83, 807,
807, GZ34. Separate Bass and Treble Con-
trols are provided. Minimum input required
for full output is only 12 mV. Volts so that

**ANY KIND OF MICROPHONE OR
PICK-UP IS SUITABLE.** The unit is
designed for CLUBS, SCHOOLS,
THEATRES, DANCE HALLS or OUT-
DOOR FUNCTIONS, etc. For use with
Electronic ORGAN, BASS, LEAD OR
RHYTHM GUITAR, STRING BASS,
etc. For standard or long-playing records.
OUTPUT SOCKET PROVIDES L.T.
and H.T. for **RADIO FEEDER UNIT**.
An extra input with associated Vol. control
is provided so that two separate inputs such
as Gram and "Mike" can be mixed.
Amplifier operates on 200-250 v. 50 c/s. A.C.
Mains and has output for 3 and 15 ohm
speakers. Complete kit of parts with full
punched chassis and point-to-point wiring
diagrams and instructions. If required
perforated cover with carrying
handles can be supplied
for 18/9. The amplifier can be supplied,
factory built with EL34 output valves and
12 months' guarantee, for 14 gns.

11 Gns.
Carr. 10/-.

TERMS: DEPOSIT 3/6 and 9 monthly
payments of 33/8 (Total £6.9s).
Suitable microphones and speakers avail-
able at competitive prices.

R.S.C. 4/5 WATT A5 HIGH-GAIN AMPLIFIER



A highly sensitive 4-valve quality amplifier for the home,
small club, etc. Only 50 millivolts input is required
for full output so that it is suitable for use with the latest
High-fidelity Pick-up heads in addition to all other
types of pick-ups and practically all "mikes". Separate
Bass and Treble Controls are provided. These give full
long-playing record equalisation. Hum level is negligible
being 71 dB down. 15 dB of Negative feedback is used.
H.T. of 300 v. 25 mA and of 6.3 v. 1.5 A. is available for
the supply of a Radio Feeder Unit, or Tape-Deck pre-
amplifier. For A.C. mains input of 200-250 v. 50 c/s.
Chassis is not alive. Kit is complete in every detail
and includes fully punched chassis (with baseplate) with Gold Hammer finish and
point-to-point wiring diagrams and instructions. Exceptional value
or assembled ready for use 25/- extra, plus 3/6 carr., deposit 2/6 and
5 monthly payments of 22/6 (Total £6.15s) for assembled unit.

JASON FM TI

V.H.F./F.M. Radio Tuner design. Total cost
of parts including valves, tun-
ing dial, escutcheon, etc. **£6.19.6**

SUPERHET FEEDER UNIT. Design of
a high quality Radio Tuner (especially
suitable for use with our Amplifiers).
Delayed A.V.C. Controls are Tuning,
W.Ch. and Vol. Only 250 v. 15 mA H.T. and
L.T. of 6.3 v. 1 amp. required from amplifier.
Size approx. 9 x 8 x 7 in. high. Simple align-
ment procedure. Point-to-Point wiring
diagrams, instructions and priced parts list
with illustrations, 2/6. Total building
costs £5.5.0. S.A.E. for leaflet.

TRANSISTORISED SOUND MIXER

Enables mixing of up to 4 inputs, i.e., m.c.,
tape, gram., tuner, etc., into single output.
Compact and completely self-
contained, uses standard 9 volt
battery. Four
standard Jack
inputs.



PRICE 49/6

FANE HEAVY DUTY HI-FI SPEAKERS

12in. 15 ohms. Cast chassis. Exceptionally
robust 2in. diam. Voice Coil Assemblies.
122/10 20 watt. 5 gns. 122/10A 20 watt. 8 gns.
122/12 20 watt. 7 gns. 122/12A 20 watt. 8 gns.
122/14 22 watt. 9 gns. 122/14A 22 watt. 10 gns.
122/17 25 watt. £11.17.6 122/17A 25 watt. £12.17.6
15in. 15 ohms. Cast chassis. Exceptionally
robust 2in. diam. Voice Coil Assemblies.
152/12 20 watt. 12 gns. 152/12A 20 watt. 13 gns.
152/14 27 watt. 14 gns. 152/14A 27 watt. 16 gns.
152/17 35 watt. 16 gns. 152/17A 35 watt. 17 gns.
"A" indicates dual cone type. 30-17,000
c.p.s. Send S.A.E. for leaflets and terms.

R.S.C. GRAM. AMPLIFIER KIT. 3 watts
output. Negative feedback. Controls Vol.,
Tone and Switch. Mains operation 200-250 v.
A.C. Fully isolated chassis. Circuit, etc.,
supplied. Only 39/9. Carr. 3/9.

**GLSA MINIATURE 2-3 WATT GRAM
AMPLIFIER.** For use with any single
or auto-change unit. Output for 2/3 ohm
speaker. For 200-250 v. A.C. Mains. Size
11 x 2 1/2 x 2 1/2 in. Controls: Vol. and Tone
with Switch. Only 58/6.

12 in. 10 WATT HIGH QUALITY LOUDSPEAKER

In walnut veneered
cabinet. Gauss 12,000
lines. Speech coil 3
ohms or 15 ohms.
Only **£4.19.6**
Terms: Deposit
11/8 and 9 monthly
payments of 11/8.
(Total £5.2.6). Carr.
3/6

**12 in. 10 WATT HI-FI
LOUDSPEAKERS** IN CABINETS. Size
18 x 18 x 10 in. Finish as above. Only **£7.19.6**.
Terms: Deposit 17/9 and 9 monthly pay-
ments of 17/8 (Total £8.17.6). Carr. 8/6.

LINEAR TREMOLO/PREAMP. Unit
Designed for introducing the Tremolo
effect to any amplifier which is fitted with
a reserve power supply point for smoothed
H.T. and 6.3 v. A.C. L.T. The unit plugs
into power supply point and any input
socket or amplifier. Controls are Speed
(frequency of interruptions). Depth (for
heavy or light effect). Volume and Switch.
Three sockets are for two inputs
and Foot Switch. ONLY **4 Gns.**

R.S.C. 5G5 AMPLIFIER

For Guitar, 'Mike', Gram or Radio
3 watt high quality output. Incorporating
high flux 12in. 10 watt 12,000 lines loudspkr.
Sensitivity 30 m.v. High impedance Jack
input. Handsome strongly made cabinet
(size 14 x 14 x 7 in. approx.) finished in com-
plementary shades of Rexine/Tygan. 200-
250 v. A.C. mains. Suitable for Lead or
Rhythm Guitar in home or small club, etc.
£9.19.6 OR **DEPOSIT 22/3** and 9 monthly
payments of 22/3 (Total £11.2.6) Carr. 7/6.

**R.S.C. BABY ALARM or INTER-COMM
KIT.** Complete set of parts with diagrams,
etc. Housed in two polished walnut finished
cabinets of pleasing design. High sensitivity.
For 200-250 v. A.C. mains. Fully isolated.
Controllable at both units. An intercomm.
of this class would normally cost £20-£30.
Only 89/6, carr. 5/- or assembled ready for
use, 6 gns.



R.S.C. G100 100 WATT AMPLIFIER

TERRIFIC POWER OUTPUT FOR ALL PURPOSES!


For ELECTRIC ORGAN, LEAD, RHYTHM and BASS GUITAR and any other musical instrument. FOR VOCALIST, Gram, RADIO and Tape etc.

- ★ Incorporating SIX 12 in. PLUS TWO 15 in. HEAVY DUTY LOUD-SPEAKERS. Total Rating, 140 watts.
- ★ Housed in 4 substantial Wood Cabinets of pleasing design and covered in contrasting shades of Rexine and Vynair with 'gold' trimmings.
- ★ 4 Jack Inputs in TWO CHANNELS with 4 Independent Volume Controls.
- ★ Separate Bass and Treble Controls on each channel.
- ★ For standard 200-250 v. A.C. mains operation.

Fantastic Value at only 89½ Gns.

Or Deposit £10.14.2 and 52 weekly payments of 35/- (Total 97½ Gns.)

Send S.A.E. for full descriptive leaflet, or visit one of our many branches and hear this fabulous amplifier



INTEREST CHARGES DEDUCTED IF SETTLED IN 6 MONTHS

R.S.C. BASS-REGENT 50 WATT AMPLIFIER

AN EXCEPTIONALLY POWERFUL HIGH QUALITY ALL-PURPOSE UNIT For lead, rhythm, bass guitar and all other musical instruments For vocalist, gram, radio, tape and general public address

- ★ UNUSUALLY POWERFUL LOUDSPEAKER COMBINATION consisting of a FANE HIGH FLUX 15in. 30 watt unit PLUS A FANE 12in. 20 watt unit with extended frequency response.
- ★ 4 Jack Socket Inputs and two independent Vol. Controls for simultaneous use of up to 4 pick-ups or 'mikes'.

- ★ Separate cabinets fully covered in contrasting tones of Rexine/Vynair with 'gold' trimming, for speakers and amplifiers.

- ★ Separate Bass and Treble Controls giving 'boost' and 'cut'.
- Send S.A.E. for leaflet. Or call at one of our many branches and compare the Bass Regent with units at more than three times the cost. Carr. 17/8.


47 Gns. Cash Price Or Deposit £5.11.0 and 12 monthly payments of 24/- (Total 51 Gns.)

INTEREST CHARGES REFUNDED IF SETTLED IN 6 MONTHS

HEAVY DUTY LOUDSPEAKERS IN SUBSTANTIAL CABINETS

TYPE BG1
Two Tone Rexine/Vynair covered. Suitable for Bass Guitar. Speaker Unit 15in. High Flux, 15 ohms, 30 watts. Cabinet size approx. 24 x 21 x 13in. Only **19½ Gns.**


Or Deposit 5/1/9 and 9 monthly payments of 44/5. (Total 21½ Gns.)



R.S.C. BASS/20 AMPLIFIER

suitable for BASS GUITAR

A highly efficient unit incorporating massive 15in. high flux loudspeaker specially constructed to withstand heaviest load conditions. Rating 25 watts. Individual bass and treble controls give ample 'Boost' and 'Cut'. Two jack socket inputs separately controlled. Cabinet is of substantial construction and attractively finished in two contrasting tones of Rexine and Vynair. Size approx. 24 x 21 x 13in. Carr. 17/8. Send S.A.E. **29½ Gns.** Or deposit £3.4.6 and 12 monthly payments of 51/6. (Total 32½ Gns.)




R.S.C. COLUMN SPEAKERS

Covered in two-tone Rexine/Vynair.

Ideal for vocalists and Public Address. Normally supplied for 15 ohm matching but can be supplied for 100v. line for 35/- extra.

Type C58, 15-20 watts. Fitted five 8in. high flux speakers. Overall size approx. 42 12 Gns Carr. 10/- Or deposit of 29/- and 9 monthly payments 28/- (Total £14.10.0)

Type C412, 40 watts. Fitted four 12in. 12,000 line 10 watt speakers. Overall size 52 x 13 x 7in. approx. **19½ Gns** Carr. 15/- Or Deposit of 51/9 and 9 monthly payments of 44/5 (Total 21½ Gns.)



R.S.C. BASS-MAJOR 30 WATT AMPLIFIER

A MULTI-PURPOSE HIGH FIDELITY HIGH OUTPUT UNIT FOR VOCAL AND INSTRUMENTAL GROUPS

Eminently suitable for lead, rhythm, bass guitar and all other musical instruments

- ★ Incorporating two 12in. 25 watt Heavy Duty, High Flux Fane Loudspeakers, one with dual cone for high frequencies.
- ★ Robust wood cabinet with exceptionally attractive covering of Rexine/Vynair with gold trimmings.
- ★ Four Jack Socket inputs and two independent Volume Controls for simultaneous connection of up to four Pick-ups or 'Mikes'.
- ★ Separate Bass and Treble Controls.

SUPERIOR TO UNITS AT TWICE THE COST.

39½ Gns. Carr. 17/8. Send S.A.E. for leaflet or call for demonstration at any branch.


Terms: Deposit £4.3.0 and 12 monthly payments of £3.8.4 (Total 43 Gns.)



30W. HIGH QUALITY AMPLIFIER

A Four Input, two volume control Hi-Fi unit with separate Bass and Treble 'Cut' and 'Boost' controls. Designed for vocal or instrumental groups. For Bass, Lead or Rhythm Guitar. Six Mullard or Brimar latest type valves. Housed in strong Rexine covered cabinet with twin chrome carrying handles. Attractive black and gold perspex fascia plate. For 200-250 v. A.C. mains. Output for 3 or 15 ohm speakers. Send S.A.E. for leaflet.

16½ Gns. Carr. 10/- or Deposit 2 Gns. and 9 monthly payments of 39/8 (Total 18½ Gns.)



R.S.C. G15 15 WATT AMPLIFIER

for Lead or Rhythm Guitar, 'Mike', Gram, or Radio


High-fidelity push-pull output. Separate bass and treble 'Cut' and 'Boost' controls.

Twin separately controlled inputs so that two instruments or 'mike' and pick-ups can be used at the same time.

Loudspeaker is a heavy duty high flux 12in. 20 watt model with cast chassis. Cabinet is covered in contrasting shades of Rexine/Vynair. Size approx. 18 x 18 x 8in. Carr. 10/- Only **19Gns.**

Send S.A.E. for leaflet.


Or DEPOSIT 2 Gns. and 12 monthly payments of 33/3 (Total 21 Gns.)



R.S.C. STEREO 20/HIGH FIDELITY AMPLIFIER

PROVIDING 10/14 WATTS ULTRA LINEAR PUSH-PULL OUTPUT ON EACH CHANNEL

SUITABLE FOR "MIKE", GRAM. RADIO OR TAPE. INTENDED FOR THE HOME OR STUDIO BUT SUITABLE FOR LARGE HALLS OR CLUBS



Features include:

- ★ Four-position tone and compensation Input Selector switch.
- ★ Stereo/Mono switch so that peak monaural output of 25 watts can be obtained.
- ★ Separate Bass "Lift" and "Cut" and Treble "Lift" and "Cut" controls.
- ★ Neon panel indicator.
- ★ Handsome Perspex Frontplate.

Send S.A.E. for illustrated leaflet. Carr. 10/- Complete set of parts with point to point wiring diagrams and instructions or factory assembled, tested and supplied with our usual 12 months' guarantee for 18 gns. or DEPOSIT 2 gns. and nine monthly payments of 41/6 (Total £20.15.6.)

Based on a current Mullard design and employing valves ECC83, ECC83, ECL86, ECL86 ECC83, ECL86, E281. Output transformers are high quality sectionally wound to required specification. Output matchings for 3 and 15 ohm speakers on each channel.

FREQUENCY RESPONSE ± 2 dB. 30-20,000 c.p.s.

HUM LEVEL 65dB down.

SENSITIVITY: 15 millivolts maximum.

HARMONIC DISTORTION (each channel) 0.2%.

For operation on 200/250v. A.C. Mains.

AUDIOTRINE HI-FI TAPE RECORDER KIT 25

REALISM AT INCREDIBLY LOW COST, CAN BE ASSEMBLED IN AN HOUR. Incorporating the latest Colliaro Studio Tape Transistor. The Audiotrine High Quality Tape Amplifier with negative feedback equalisation for each of 3 speeds. High Flux P.M. Speaker, empty Tape Spool, a Reel of Best Quality Tape and a Handsome Portable Carrying Cabinet tastefully covered in two contrasting shades of Bexine and Vynair, size 14 x 15 x 8 1/2 in. high and circuit. Total cost if purchased individually approximately £40. Performance equal to units in the £60-£80 class. S.A.E. for leaflets. TERMS: Deposit £3 and 12 monthly payments of 44/- (Total 28 Gns.).

INTEREST CHARGES REFUNDED

on H.P. and CREDIT SALE Accounts settled in 6 months.

HI-FI CRYSTAL PICK-UP HEADS. (Cartridges.) Acos Standard replacement for Garrard, B.S.R. and Colliaro, 18/9. Acos Stereo-Monaural 29/9. Ronette Stereo-Monaural 39/9. B.S.R. Stereo 39/9. **PICK-UP ARMS.** Complete and with latest Acos/hi-fi Turnover Cartridge 29/11. **CRYSTAL MICROPHONES.** Hand type NP10 12/9, R.T.C. 19/9, Acos Mic 40 25/9, Acos Mic 45 29/9. Stick type Acos 35-3 39/9, BM3 with neckband and heavy table stand 49/6. Lapei type 29/9.

COLLIARO JUNIOR. 4-speed Single Player Unit and Crystal Pick-up with hi-fi Turnover head. Only 59/6. **B.S.R. UA14 4-sp'd AUTO-CHANGERS** with hi-fi turnover head £5.19.6. Carr. 4/6. **GARRARD AUTO-SLIM 4-SPEED AUTO-CHANGER** with high fidelity pick-up. Latest model. For 200-250 v. A.C. mains. £6.19.6. Carr. 4/6. **GARRARD AT5 AUTO-SLIM DELUXE 4-SPEED AUTOCHANGERS.** Turnover GC8 head, for 200-250 v. A.C. mains. £11.9.0.

R.S.C. POWER PACK, 39/9. Louvered metal case only 8 x 5 1/2 x 2 1/2 in. Stove enamelled. For 200-250 v. A.C. mains. Output at 4-pin plug and socket 250 v. 60 mA. Fully smoothed and 6.3 v. 2 a. Suitable for Pre-amp. or Radio Tuner.

SCOOP PURCHASE OF HIGH QUALITY RECORD CHANGERS

Brand new Garrard 3000 L.M. Very latest model. Normal 10 Gns. Retail price approx. £12.15.0. Heavy Turntable and Light- Carr. 5/6. weight pick-up arm. High fidelity Stereo/Mono cartridge, Fully guaranteed.

54/4 STEREO AMPLIFIER

A complete set of parts to construct a good quality Stereo amplifier with an undistorted output total 8 watts. For A.C. mains input of 200-250 v. Sensitivity 180 m.v. Ganged Vol. and Tone Controls. Preset balance control. Full instructions and wiring diagrams supplied.

5 Gns.

HIGH FIDELITY 12-14 WATT AMPLIFIER TYPE A11

PUSH-PULL ULTRA LINEAR OUTPUT "BUILT-IN" TONE CONTROL PRE-AMP STAGES

Two input sockets with associated controls allow mixing of "Mike" and gram., as in A10. High sensitivity. Includes 5 valves. ECC83, ECC83, EL84, EL84, E281. High Quality sectionally wound output transformer specially designed for Ultra Linear operation and reliable small condensers of current manufacture. **INDIVIDUAL CONTROLS FOR BASS AND TREBLE "Lift" and "Cut".** Frequency response ± 3 dB 30-20,000 c/s. Six negative feedback loops. Hum level 60 dB down. ONLY 23 millivolts INPUT required for FULL OUTPUT. Suitable for use with all makes and types of pick-ups and microphones. Comparable with the very best designs for STANDARD or LONG PLAYING RECORDS. For MUSICAL INSTRUMENTS such as STRING BASS, LEAD OR RHYTHM GUITARS, etc.

OUTPUT SOCKET with plug provides 300 v. 30 mA. and 6.3 v. 1.5 a. For supply of a **RADIO FEEDER UNIT.** Size approx. 12 x 3 x 7 in. For A.C. mains 200-250v. 50 c.p.s. or 100-120 v. 50 c.p.s. and 15 ohm speaker. Kit is complete to last nut. Chassis is fully punched. Full instructions and point-to-point wiring diagrams supplied. Only 8 Gns. Carr. 10/- (Or factory built 51/- extra.)

If required louvered metal cover with 2 carrying handles can be supplied for 18/9. TERMS if assembled: Deposit 25/- and 9 monthly payments of 25/- (Total £12.10.0). Send S.A.E. for illustrated leaflet detailing Cabinets, Speakers, Microphones, etc., with cash and credit terms.

LINEAR TAPE PRE-AMPLIFIER. Type LP/1. Switched Negative feedback Equalisation. Positions for Record In., 3 1/2 in., 7 1/2 in. and Playback. EM84 Recording Level Indicator. Designed primarily as the link between a Colliaro Tape Transistor and a high fidelity amplifier, but suitable for almost any Tape Deck. Only 91 Gns. S.A.E. for leaflet.

R.S.C. STEREO/TEN HIGH QUALITY AMPLIFIER

A complete set of parts for the construction of a stereophonic amplifier giving 5 watts high quality output on each channel (total 10 watts). Sensitivity is 50 millivolts. Suitable for all crystal stereo heads. Ganged Bass and Treble Control give equal variation for "Lift" and "out". Provision is made for use as straight (monaural) 10-watt amplifier. Valve line-up ECC83, ECC83, EL84, EL84, E281. Outputs for 2-ohm speakers. Point-to-point wiring diagrams and instructions supplied. Send S.A.E. for leaflet. 8 Gns.

Full constructional details and price list 2/6. Carr. 10/- Or supplied factory assembled with 12 months guarantee for 11 Gns. Terms: Deposit 2 gns. and 9 monthly payments of 24/2 (Total £12.19.6.)

ONLY 3 PAIRS OF SOLDERED JOINTS PLUS MAINS



AVAILABLE AT ALL BRANCHES ARMSTRONG, TRUVOX, LINEAR ROGERS, LEAK and JASON EQUIPMENT, GOODMANS, W.B. and FANE SPEAKERS, GARRARD and GOLDRING T/ABLES, LUSTRA-PHONE, GRAMPHAN, RESLO AND SHURE MICROPHONES.

CASH OR TERMS

W.B. "STENTORIAN" HIGH FIDELITY P.M. SPEAKERS EF1012. 10 watts rating. Where a really good quality speaker at a low price is required, we highly recommend this unit with an amazing performance. £4.12.0. Please state whether 3 ohm or 15 ohm required.

R.S.C. JUNIOR BASS REFLEX CABINET. Designed for above speaker, but suitable for any good quality 8 in. or 10 in. speaker. Acoustically lined and padded. Polished walnut veneer finish. Size 18 x 12 x 10 in. Strongly made. Handsome appearance. Ensures superb reproduction for only £23.9.6.

R.S.C. STANDARD BASS REFLEX CABINET. For 12 in. loudspeakers. acoustically lined and ported. Size 20 x 14 x 13 in. Beautiful walnut veneer finish. Especially recommended for use with Audiotrine Speaker System £5.19.6.

AUDIOTRINE CORNER CONSOLE CABINETS. Strongly made. Beautiful polished walnut veneered finish. Pleasing design.

JUNIOR MODEL. To take up to 8 in. speaker. Size approx. 20x11x13 in.

STANDARD MODEL. To take up to 10 in. speaker. Size 27 x 18 x 18 in. £4.11.9.

SENIOR MODEL. To take up to 12 in. speaker and with Tweeter cut-out. Size approx. 30 x 30 x 15 in. (Recommended for use with Audiotrine speaker system). 7 gns. or terms.

AUDIOTRINE HI-FI SPEAKER SYSTEMS. Consisting of matched 12 in. 12,000 line, 15 ohm high quality speaker; cross-over unit (consisting of choke, condenser, etc.) and Tweeter. The smooth response and extended frequency range ensure surprisingly realistic reproduction. Standard 10 watt rating. £4.10.9. Carr. 5/- Or Senior 20 watt. £6.19.6. Carr. 7/6.





BRADFORD, BRISTOL, BIRMINGHAM, DERBY, DARLINGTON, EDINBURGH, GLASGOW, HULL, LEICESTER, LEEDS, LIVERPOOL, LONDON, MANCHESTER, MIDDLESBROUGH, SHEFFIELD

SEE PRECEDING PAGES FOR ADDRESSES

SELENIUM RECTIFIERS

F.W. BRIDGE H.T. TYPES H.W.
6/12 v. 1a. 3/11 150 v. 40 mA 3/9
6/12 v. 2a. 6/11 250 v. 50 mA 3/11
6/12 v. 3a. 9/9 250 v. 60 mA 4/11
6/12 v. 4a. 12/3 250 v. 80 mA 5/11
6/12 v. 6a. 15/3 250 v. 250 mA 11/9
6/12 v. 10a. 28/9
6/12 v. 15a. 35/9
250 v. 75 mA. F.W. (Bridge), 10/11.
250 v. 50 mA. F.W. (Bridge), 8/11.
H.W. 250 v. 60 mA. 5/11.

Contact Cooled


COMPLETE POWER PACK KIT

Consisting of Mains Trans., Metal Rectifier, Double electrolytic smoothing choke chassis and circuit. For 200-250 v. A.C. mains. 19/11
Output 250v., 60mA, 6.3v., 2a.

CHARGER AMMETERS 8/9
0-1.5 a., 0-4 a., 0-7 a. each.

R.S.C. BATTERY CHARGING EQUIPMENT

Guaranteed 12 months



All for A.C. Mains 200-250v., 50c/s.
ASSEMBLED HEAVY DUTY
4 amps 6/12 v. CHARGER KIT
12/12 v. 6 amps
meter and variable output.
variable charge rate
selector. Also
selector plug
for 6v. or 12v.
Ammeter, Vari-
able Charge Rate
Selector panels,
Plugs, Fuses.
Fuse-holder and
circuit. 59/9
Carriage 4/6.

charging. Louvred steel case with stoved
grey hammer finish. Fused and ready
for use with mains and output 59/9
leads and battery clips. Carr. 4/6.
Terms: Deposit 12/- and 5 monthly
payments of 12/- (Total £3.10.0).

SPECIAL OFFER

Brand New 3 for 7/9
6/12v. 2a. F.W.
Bridge/Selenium Rectifiers.

ASSEMBLED CHARGER

6/12 v. 1 amp. in enamelled
case, Fused and
with mains and
output leads. 27/9

BATTERY CHARGER KITS
Consisting of Mains Transformer
F.W. Bridge, Metal Rectifier,
well ventilated steel case. Fuses,
Fuse-holders, Grommets, panels,
Heavy Duty Clips, circuit. Carr.
3/6 extra.
6v. or 12v. 1 amp. 22/9
As above with Ammeter ... 28/9
6v. or 12v. 2 amps. 25/9
6v. or 12v. 2 amps, including
Ammeter 35/9
6v. or 12v. 4 amps, with Am-
meter and variable charge
rate selector 52/9

CHARGER KIT, 12v. 10 Amp.
with variable charge rate adjust-
ment and ammeter. Fuses, F.W.
Metal Rectifier, Mains
Trans., 200-250v. 50
c.p.s. and circuit. Carr. 10/-

R.S.C. MAINS TRANSFORMERS (FULLY GUARANTEED)

Interleaved and Impregnated. Primaries 200-250 v. 50 c/s. Screened

TOP SHROUDED DROP THROUGH

250-0-250v. 70mA, 6.3v. 2a. 0-5-6.3v. 2a. 17/9
350-0-350v. 80mA, 6.3v. 2a. 0-5-6.3v. 2a. 19/9
250-0-250v. 100mA, 6.3v. 2a. 6.3v. 1a. ... 21/9
250-0-250v. 100mA, 6.3v. 3.5a. C.T. ... 19/9
250-0-250v. 10mA, 6.3v. 4a. 0-5-6.3v. 3a. 27/9
300-0-300v. 130mA, 6.3v. 4a. 6.3v. 1a. for
Mullard 510 Amplifier. ... 33/9
300-0-300v. 100mA, 6.3v. 4a. 0-5-6.3v. 3a. 27/9
350-0-350v. 100mA, 6.3v. 4a. 0-5-6.3v. 3a. 27/9
350-0-350v. 150mA, 6.3v. 4a. 0-5-6.3v. 3a. 35/9

FULLY SHROUDED UPRIGHT

250-0-250v. 60mA, 6.3v. 2a. 0-5-6.3v. 2a.
Midget type 21 x 3 x 3in. ... 17/11
250-0-250v. 100mA, 6.3v. 4a. 0-5-6.3v. 3a. 28/9
300-0-300v. 100mA, 6.3v. 4a. 5v. 3a. ... 28/9
300-0-300v. 130mA, 6.3v. 4a. C.T. 6.3v.
1a. for Mullard Amplifier ... 35/9
350-0-350v. 100mA, 6.3v. 4a. 0-5-6.3v. 3a. 28/9
350-0-350v. 150mA, 6.3v. 4a. 0-5-6.3v. 3a. 37/9

FULLY SHROUDED (continued)

425-0-425v. 200mA, 6.3v. 4a. C.T. 5v. 3a. 57/9
425-0-425v. 200mA, 6.3v. 4a. C.T. 6.3v.
4a. C.T. 5v. 3a. ... 59/9
450-0-450v. 250mA, 6.3v. 4a. C.T. 5v. 3a. 69/9
OUTPUT TRANSFORMERS
Midget Battery Pentode 66:1 for 3S4.
etc. 4/8
Small Pentode, 5,000Ω to 3Ω ... 4/8
Small Pentode, 7,000Ω to 3Ω ... 4/8
Standard Pentode 5,000Ω to 3Ω ... 5/8
Standard Pentode 7,000Ω to 3Ω ... 5/8
10,000Ω to 3Ω ... 5/8
Push-Pull 8 watts, EL84, or 6V6 to 3Ω
or matched to 15Ω ... 9/9
Push-Pull 10-12 watts to match 6V6 or
EL84 to 3-5Ω to 15Ω ... 18/9
Following types for 3 and 15Ω speakers
Push-Pull 10-12 watts 6V6 or EL84 ... 18/9
Push-Pull 15-18 watts. 6L6, KT66 ... 22/9
Push-Pull Mullard 510 Ultra Linear ... 29/9
Push-Pull 20 watts, sectionally wound
6L6, KT66, EL34, etc. ... 49/9

MIDGET MAINS Primaries 200-250 v.
50 c/s. 250v. 60mA, 6.3v. 2a. ... 11/9
250-0-250v. 60mA, 6.3v. 2a. ... 12/11
Both above size 24 x 24 x 2 1/2 in.

FILAMENT TRANSFORMERS

All with 200-250v. 50 c/s primaries 6.3v.
1.5a. 5/9; 6.3v. 2a. 7/6; 12v. 1a. 7/11; 6.3v.
3a. 8/11; 6.3v. 6a. 17/6; 12v. 1.5a. twice
17/6.

SMOOTHING CHOKES

150mA, 7-10 H. 250 ohms ... 11/9
100mA, 10 H. 200 ohms ... 8/9
80mA, 10 H. 350 ohms ... 6/9
60mA, 10 H. 400 ohms ... 4/11

CHARGER TRANSFORMERS

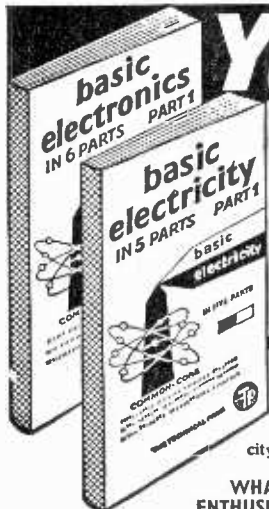
All with 200-250v. 50 c/s Primaries:
0-9-15v. 1a. 12/9; 0-9-15v. 2a. 14/9; 0-9-15v.
3a. 16/9; 0-9-15v. 5a. 19/9; 0-9-15v. 6a. 28/9;
0-9-15v. 8a. 28/9.

AUTO (Step up/Step down) TRANS.

0-110/120-230/250v. 50-80 watts. 13/9; 250
watts. 49/9; 150 watts. 27/9.

MICROPHONE TRANSFORMERS

120:1 high grade, clamped. 8/9.



YOURS FREE FOR 7 DAYS

The New 'Picture-Book' way of learning BASIC ELECTRICITY (5 VOLS.) BASIC ELECTRONICS (6 VOLS.)

You'll find it easy to learn with this out-
standingly successful new pictorial method—
the essential facts are explained in the
simplest language, one at a time; and each
is illustrated by an accurate, cartoon-type
drawing.

The books are based on the latest research
into simplified learning techniques. This
has proved that the **Pictorial Approach**
to learning is the quickest and soundest
way of gaining mastery over these
subjects.

The series will be
of exceptional
value in training
mechanics and
technicians in Electri-
city, Radio and Electronics.

WHAT THIS MONTH'S ENTHUSIASTIC READERS SAY

EVERY DAY WE RECEIVE LETTERS PRAISING THESE
BOOKS, HERE ARE A FEW FROM THIS MONTH'S POSTBAG.
"My ultimate aim is to understand Electronics and with
your simple approach I am well on the way." P.S.V., Rain-
ham. "The Manuals are the best value that money can buy
in technical literature for the beginner and professional."
R.A.P., Orpington. "May I state how delighted I am with
the Manuals and what a contrast to the many text books I
have attempted to struggle through." R.J.D., Bognor.

To Selray Book Co.
60 Hayes Hill, Hayes, Bromley, Kent

Please send me Without Obligation to Purchase, Basic Electricity/
Basic Electronics on 7 Days Free Trial. I will either return set,
carriage paid, in good condition within 8 days or send down payment
of 15/- (Basic Electricity) followed by 6 fortnightly payments of
10/-. Down payment of 15/- (Basic Electronics) followed by
6 fortnightly payments of 12/6. Alternatively, I will send 68/-
(Basic Electricity—5 parts). 81/- (Basic Electronics—6 parts) post
free. This offer applies to United Kingdom only.

Tick against set required (only one set allowed on free trial).

BASIC ELECTRICITY ☐ BASIC ELECTRONICS ☐

Signature _____
(If under 21, signature of parent or guardian)

NAME _____
BLOCK LETTERS BELOW
FULL POSTAL ADDRESS _____

POST NOW FOR THIS OFFER!!

LASKY'S RADIO

Offer the Finest Value and HOME CONSTRUCTORS

We consider our construction parcels to be the finest value on the home constructor market. If on receipt you feel not competent to build the set, you may return it as received within 7 days when the sum paid will be refunded less postage.



NEW!

The SKYROVER Mk II

Now supplied with redesigned cabinet, edgewise controls, new colour tuning scale and cabinet in Sierra Tan.

Controls: Waveband Selector, Volume Control with on/off Switch, Tuning Controls. In plastic cabinet, size 10 x 6 1/2 x 3 1/2 in. with metal trim and carrying handle.

Can now be built for **£8.19.6 P. & P.** built for **H.P. Terms: 20/- dep. & 11 mths at 16%. Total H.P.P. £10.1.6.**

The SKYROVER DE LUXE

Tone Control Circuit is incorporated with separate Tone Control in addition to Volume Control, Tuning Control and Waveband Selector. In a wood cabinet size 11 1/2 x 6 1/2 x 3 1/2 in. covered with a washable material with plastic trim and carrying handle. Also car aerial socket fitted.

Can now be built for **£10.19.6** Total H.P.P. **£12.5.0** P. & P. 5/-. **H.P. Terms: 25/- dep. & 11 mths at 20%.**

Data for each Receiver 2/6 extra. Refunded if you purchase the parcel. Four U2 batteries 3/4 extra. All Components Available Separately.

The "Sixteen" Multirange METER KIT

This outstanding meter was featured by Practical Wireless in the Jan. '64 issue. Lasky's are now able to offer the complete kit of parts as specified by the designer.

RANGE SPECIFICATION: D.C. volts: 0-2.5-25-50-250-500 at 20,000 Ω/V A.C. volts: 0-2.5-50-250-500 at 1,000 Ω/V D.C. current: 0-50 μA , 0-2.5-50-250 mA. Resistance: 0-2,000 Ω , 0-200 Ω , 0-20 M Ω . Basic movement: 40 μA f.s.d. moving coil. With universal shunt full scale deflection current is 50 μA . Size/finish: Black plastic case 3 1/2 x 5 1/2 x 1 1/2 in. Controls: 12 position range switch; separate slide switch for A.C. volts-D.C. ohms; ohms zero adjustment pot. meter; meter zero. External connections: Two 4mm. sockets for test lead plugs. Power requirements: One 1.5V. and one 1.5V. batteries. Complete with all parts and full construction details.

Data and circuit available separately. 2/6 refunded if all parts bought. Pair of Batteries, 2/5 extra.

LASKY'S PRICE £5.19.6

P. & P. H.P. Terms: 21/- dep. and 5 mths 5/- at 21%-. Total H.P.P. £6.6.0.

NEW SINCLAIR SUPER MINIATURES



THE MICRO-6

Self-contained pocket radio. Size only 1 1/2 x 1 1/2 x 1 1/2 in. A marvel of modern miniaturisation—truly amazing performance. Without a doubt the most advanced transistor circuit ever offered to home constructors—yet may be built in an evening. Complete with earphone and detailed construction data. **59/6** Mercury cell 1/11 extra (2 required). Can be built for only

THE SLIMLINE

The new 2-transistor pocket radio. Size only 2 1/2 x 1 1/2 x 1 1/2 in. Micro alloy transistorised and printed circuit. All components available separately. Easy to assemble. **49/6**

THE X10

10 watt power amplifier fitted with integrated pre-amplifier. Requires only 1 mV. for an output of 10 watts undistorted. Frequency response is flat 1 dB from 5 c/s. to 20 kc/s. Size only 6 x 3 x 3 1/2 in. Weight 5 oz. Built on printed circuit. Operates from 12 v. D.C. at 75 mA. quiescent. Circuit uses **£5.19.6** Post Free

7 M.A.T.s and 4 RF power transistors. **AVAILABLE READY BUILT, TESTED AND GUARANTEED, £6.9.6.** Post Free. 3 pots for volume, Bass and Treble, 7/6 the 3 extra. Mains power pack, if required, 54/-.

E.M.I. 4-SPEED RECORD PLAYER New, unused and individually boxed fitted with lightweight pick-up with ACOS G.P. 73/2 stereo cartridge. Cabinet space required 13 1/2 x 12 1/2 x 4 1/2 in. A 9 in. metal turntable is fitted. For use on 250 volt A.C. Mains with Auto-stop. The stereo cartridge will play all types of Mono Records, 78's, L.P.s etc.

LASKY'S PRICE 79/6 P. & P. 3/6 extra

The "SKYROVER" RANGE

GENERAL SPECIFICATION:

7 transistor plus 2 diode superhet, 6 waveband portable receiver. Operating from four 1.5 v. torch batteries. The SKYROVER and SKYROVER DE LUXE cover the full Medium Waveband and Short Waveband 31-94 M. and also 4 separate switched band-spread ranges, 13M, 16M, 19M and 25M, with Band Spread Tuning for accurate Station Selection. The coil pack and tuning heart is completely factory assembled, wired and tested. The remaining assembly can be completed in under three hours from our easy to follow stage by stage instructions.

SPECIFICATION:

Superhet 470 Kcs. All Mullard Transistors and Diode Uses 4 U2 batteries. 5in. Ceramio Magnet FM Speaker. Easy to read Dial Scale. Band Spread Tuning, 500 MW Output. Telescopic Aerial & Ferrite Rod Aerial. **WAVEBAND COVERAGE:** 180-575M; 31-94M and Band Spread on 13, 16, 19 and 25 metre Bands.

A simple additional circuit provides coverage of the 1100/1950 M. band (including 1500 M. Light programme). This is in addition to all existing Medium and Short wavebands. All necessary components with detailed construction data. **Only 10/- extra** Post Free. This conversion is suitable for both models that have already been constructed.



The "REALISTIC" Seven

★ 7-transistor Superhet. ★ 350 milliwatt output into 4in. high flux speaker.

★ All components mounted on a single printed circuit board ★ Full medium and longwave cover. ★ Plastic cabinet with carrying handle, size 7 x 10 x 3 1/2 in. Blue/Grey or all Grey. ★ Easy to read dial. ★ External socket for car aerial. ★ I.F. frequency 470 Kcs. ★ Ferrite rod internal aerial. Operates from PP9 or similar battery. ★ Full comprehensive data supplied with each receiver. All coils and L.P.s etc. fully wound ready for immediate assembly. An Outstanding Receiver **LASKY'S PRICE for the complete parcel including Transistors, Cabinet, Speaker, etc. and Full Construction £5.19.6** P. & P. 4/6

PP9 Batt. 3/6. Data and Instructions separately 2/6. Refunded if you purchase the parcel.

REALISTIC Seven DE LUXE

With the same specification as standard model—PLUS a superior wood cabinet in contemporary styling. ALSO a full vision circular dial.

FOR ONLY **£1 EXTRA** P. & P. as std. model.

RECORD PLAYERS

45 r.p.m. 6 volt Batt. operated. Complete with pick-up fitted crystal cartridge. Size only 7 1/2 in. x 6 in. Fitted auto. stop and start. New and perfect. **49/6** P. & P. 2/6

2-speed model for 33 and 45 r.p.m. (as illustrated). **59/6** P. & P. 2/6

TRANSISTORS

ALL BRAND NEW & GUARANTEED

GET S1, GET S6, GET S8, 2/6; 873A, 874P, 3/6; OC45, OC71, OC81D, 4/6; OC44, OC70, OC78, OC81 (match pair 19/6) 5/6; AF117, OC75, OC200 6/6; OC42, OC43, OC73, OC82D 7/6; OC201, OC204 15/-; OC205, OC206 19/6; OC28 24/6.

TRANSISTORISED TELEPHONE AMPLIFIER

Powerfully amplifies the incoming call. The pick-up is suction fixed to phone. Battery-operated at negligible cost. Fitted with on/off switch and vol. control. Size: 4 1/2 x 3 x 1 1/2 in. Complete with PP3 battery. **LASKY'S PRICE 69/6.** P. & P. 2/6.

GUITAR PICK-UPS

CG M5 Crystal-high imp. Size only 1 1/2 x 1 x 1 in. Clips to finger board—no screws. Complete with cable. **LASKY'S PRICE 15/11** P. & P. 1/-

CGM35. Fully adjustable pick-up position carrier. Simply fixed. Separate tone and volume control. Heavy chrome finish. Pick-up size 3 1/2 x 1 1/2 in. control size 2 1/2 x 1 1/2 in. Complete with long lead and jack plug. **LASKY'S PRICE 59/6** P. & P. 1/6

LASKY'S FOR D.I.Y. CONSTRUCTION BARGAINS

Service in Great Britain to both & HI-FI ENTHUSIASTS

**NOTE! THERE WILL BE NO INCREASE IN OUR PRICES
ON IMPORTED GOODS WHILE STOCKS LAST**

NEW COMMUNICATION RECEIVERS


MODEL HE30 Covers range from 540 Kc/s to 30 Mc/s. Main Band is provided with a scale for direct reading and can also be band spread. Facilities: A.N.L., A.V.C. and M.V.C. Q Multiplier also serves as B.F.O. H.F. stage and two I.F. stages ensure high sensitivity and selectivity. Valve line up: 3 x 6BA6, 2 x 6BE6, 2 x 6AV6, 1 x 6Q5 and 5Y3. 2 Aerial sockets, stand-by position for use with a transformer. 8 meter fitted. 200-250V. A.C. mains. Brand new and unused. Boxed with full instruction manual, in attractive steel cabinet, grey crackle finish. Cabinet size 15 x 8 x 10 in. Dial 12 x 4 in.

LASKY'S PRICE 33 GNS.

KIT PRICE 25 GNS. C. & P. FREE

H.P. Terms (Ready Built): £6.13.0. dep. and 11 monthly payments of £2.18.0. Total H.P.P. £37.9.0

MODEL HE40



Covers medium wave band and 1.6-4.4 Mc/s. 4.5-11.0 Mc/s. 11.0-30.0 Mc/s. in separate switched band spread ranges. Controls include B.F.O. Sensitivity, A.N.L. Receiver—Stand-by Switch, Tone Switch, 8-meter. For 200-250V. A.C./D.C. Internal loop and telescopic antennae fitted. Valve line up: 12BE6, 12BA6, 12AV6, 60Q5, and metal rectifier. Size 13 1/2 x 8 1/2 x 9 1/2 in. Instruction manual included. No Kits available.

LASKY'S PRICE 19 GNS.

H.P. Terms £4.0.0. dep. and 11 months at £1.12.0. C. & P. 10/- Total H.P.P. £21.12.0

MODEL HE80 14-valve super sensitive communication receiver. Freq. range 540 Kc/s—30 Mc/s. and 1.44-146 Mc/s. Dual conversion on 2 metres, with extra R.F. stage. Single R.F. stage, two I.F. stages on all other bands. B.F.O. and Q-multiplier circuits. Improved A.N.L. and voltage regulated powerpack. "8" meter band spread on amateur bands, large illuminated dial with logging scale. All controls fitted. Output for speaker and phones. Valve line-up: 4 x 6AQ5, 3 x 6BA6, 2 x 6BE6, 1 x 6BL6, 6AL5, 6AQ5, 6CA4 and OA2. Steel case 17 x 7 1/2 x 10 in. For 200/250V. A.C. mains. Brand new with full instruction manual. No Kits available.

LASKY'S PRICE 59 GNS.

H.P. Terms £12.19.0 dep. and 11 monthly payments of £4.18.0. Total H.P.P. £66.17.0 C. & P. FREE.

TEST METER ADAPTOR

Type 1P-E 220—this is a fully transistorised device which enables any 50 microamp D.C. Multimeter to be used in place of a valve volt meter. On the I.V. range an impedance of 1 meg ohm is offered which increases on the 1000V. range to 100 meg ohms. 7 ranges: 1 to 1000 volts. Designed for immediate connection to Avo 7, 8 and similar size meters but quite suitable for use with any other 50 microamp meter. Size 6 x 6 x 5 in. New and boxed. List price 7 Gns.

LASKY'S PRICE 39/6.

P. & P. 2/6. Set of batts. 7/5 extra.



eye tuning indicator. Ferrite rod aerial. The very latest printed circuitry. Provision for multiplex-adaptor. 5 valves—line up: ECC85, ECC81, ECC83, ELL50, EAF801. Full vision tuning scale, size 21 x 6 in. Overall dimensions: 21 x 6 1/2 x 8 in. Made to the very highest standards.

LASKY'S PRICE 29 1/2 GNS.

Carriage & Insurance 12/6 extra.

STOP PRESS BARGAINS!! TOO LATE FOR ILLUSTRATIONS REFLECTOGRAPH MODEL A SEMI-PROFESSIONAL TAPE RECORDER

These recorders are new and guaranteed in the makers' original cartons. They represent an excellent opportunity for the professional and the quality conscious amateur to acquire the best at almost half price. Brief specification: Frequency response 35 to 15000 c/s at 7 1/2 i.p.s.; two speeds—7 1/2 and 3 1/2 i.p.s.; 3 motors; 8 1/2 in. reel capacity; record level meter; separate record and play back volume controls; bass and treble controls; fast forward and rewind; built in 8 x 6 in. socket with extension L.S. socket; monitoring facilities provided through the internal speaker; outlet from pre-amplifier for extra amplification; for 200/250V 50 c.p.s. mains use tape position indicator fitted. Inputs for microphone and radio pick-up. The recorder is finished in grey and is mounted in free standing mahogany plinth—size: 20 x 16 x 9 in.

List price of this recorder is £110.5.0

LASKY'S PRICE 69 GNS.

Carriage and Insurance 30/- extra.

Few only—carrying cases for the Reflectograph. LASKY'S PRICE 6/- Gns. C. & P. 5/-.

PAMPHONIC VR 53 STUDIO RIBBON MICROPHONE

For use with the Reflectograph Model A recorder. High quality Ribbon Microphone. New and unused in maker's original packing. High impedance. Listed at £8.19.8.

LASKY'S PRICE £4.19.6

C. & P. 7/6. POST FREE if ordered with the Reflectograph recorder.

PAMPHONIC TYPE 1004 INTEGRATED MONO AMPLIFIER

A 10 watt amplifier with inputs for Radio, Tape, Mic. and pick-up. Frequency response 20 c/s to 30 Kc/s. Three different equalising settings for pick-up. Volume, bass and treble controls fitted also variable contour (slope) control. Output socket for tape recorder fitted. Extra H.T. and L.T. provided for auxiliary equipment. Output impedance 3 and 15 ohms. For all A.C. mains voltages 100/250V. In free standing metal cabinet finished in brown hammer enamel with gold escutcheon. Cabinet size 13 x 10 x 4 in. List Price £25 Gns.

LASKY'S PRICE 15 GNS.


Carriage & Packing 10/6.

PAMPHONIC INDUSTRIAL LOUDSPEAKER

Type 778C/IVCS—8 1/2 in. speaker in wood cabinet for wall/ceiling mounting. 100V. line in. Switched for 2 inputs. With volume control. Ideal for all P.A. requirements.

LASKY'S PRICE 59/6

P. & P. 3/6.



B.S.R. AUTOCHANGERS—BRAND NEW AT LOWEST EVER PRICES

Brand new and fully guaranteed—complete with cartridge and stylus.

UA16 4 speed mains £4.19.6
UA20 4 speed, mains £5.19.6

Add 5/- carriage and packing on each.

INTERNATIONAL TAPE

3in. Message tape, 150ft.	3	6
3in. Message tape, 225ft.	4	11
3in. Message tape, 300ft.	7	8
3 1/2in. Triple play, 600ft. Mylar base	15	0
4in. Triple play, 900ft. Mylar base	17	6
5in. Double play, 1,200ft. Mylar base	15	0
5in. Long play, 900ft. Acetate base	10	0
5in. Standard play, 600ft. PVC base	8	8
5in. Triple play, 1,800ft. Mylar base	35	0
5 1/2in. Long play, 1,200ft. Mylar base	15	0

Famous American Brand—Fully Guaranteed

5 1/2in. Double play, 1,800ft. Mylar base	28	6
5 1/2in. Long play, 1,200ft. Acetate base	12	6
5 1/2in. Standard play, 850ft. PVC base	11	6
5 1/2in. Triple play, 2,400ft. Mylar base	45	0
7in. Standard play, 1,200ft. Mylar base	12	6
7in. Long play, 1,800ft. Mylar base	19	6
7in. Double play, 2,400ft. Mylar base	25	0
7in. Long play, 1,800ft. Acetate base	15	0
7in. Triple play, 3,600ft. Mylar base	58	6

P. & P. 1/- extra per reel; 4 reels and over Post Free

207 EDGWARE ROAD, LONDON, W.2

Near Praed St. PADDINGTON 3271/2

BOTH OPEN ALL DAY SAT. Early Closing Thurs., Mail Orders to Dept. X.W., Edgware Rd.

33 TOTTENHAM COURT ROAD, W.1.

Nearest Stn., Goodge St. MUSEUM 2605

152/3 FLEET STREET, LONDON, EC.4

Telephone: Fleet Street 2833

Open all day Thursday. Early closing Sat.

LASKY'S FOR SPEEDY MAIL ORDER SERVICE

LOUDSPEAKERS



We supply a complete range of Goodmans, Wharfedale, Stentorian, TSL Speaker Units and complete systems. A comprehensive leaflet is available on request this covers technical specifications and prices of

nearly 50 types including:—

Celestion Model CX1512 (as illustrated) £11.10.0. Celestion Model CX2012 £18.10.0. Stentorian HP812 5 watts £3.18.0. Stentorian HP1012 10 watts £4.12.0. Goodmans Axiote 8, 6 watts £5.5.7. Goodmans Axiom 10, 10 watts £6.5.11. Goodmans Axiom 201, 15 watts £10.17.4. Wharfedale Super 8/RS/12/DD 6 watts £6.14.2. Wharfedale Golden RS/DD 8 watts £7.17.5. Wharfedale RS/12/DD, 15 watts £11.10.0.

Guitar Speakers include:—

Wharfedale W12EG 15 watts £10.10.0. Wharfedale W15EG 20 watts £17.10.0. Goodmans Audiom 51B, 16 watts £9.2.8. Goodmans Axiom 61B, 20 watts £14.7.5

Carr. and Ins. extra

THE TRAVLER Mk. II
CAR RADIO

Our ready built transistorised car radio for only

9½ Gns.

P. & P. 5/-

Including 7 x 4in. speaker fitted to baffle, fixing brackets filter unit, all nuts and bolts with fitting instructions.



STAR FEATURES

★ Handsomely Styled ★ Mullard Valves and Transistors ★ Push Buttons. ★ 1½ watts output. ★ Long and medium Wavebands. ★ Quality Speaker (E.M.I.). ★ Easily fitted. ★ Radio Luxembourg (and many other foreign stations). ★ 12-volt Positive Earth only (applies to 99.8% of cars on the road). ★ Dimensions: 7 x 2 x 7in. depth. Optional extras: 3-section chromium plated weatherproof telescopic aerials type 1, 17in./44in., 19/8. Type 2 2in./43in., 29/8, both plus p. & p. 2/6 if purchased separately.

THE "HIGHWAYMAN"
CAR RADIO
TO BUILD YOURSELF

Similar in appearance to above but with on/off push-button switch. Complete set of parts only

£7.19.6

P. & P. 5/-

MICROPHONES

Accos Crystal Model MIC 45/1. 19/6
Accos "Stick" Microphone Crystal, MIC 39/1. 32/6. DM.303 Dynamic High Impedance Desk Microphone complete with stand. Metallic Green Finish 5 gns. BM.3 Quality Crystal Microphone with Muting Switch. Complete with Lead, Neck Harness and Removable Stand Adaptor 39/6. Matching Table Stand 12/6 extra. DX22 Dynamic High Impedance. Black Crackle Finish with Desk Stand 59/6. DM301 Dynamic High Impedance with On/Off Switch. Omnidirectional. Chrome plated diecast frame 99/6. DM.304 Dynamic Dual High or Low with On/Off Switch. Satin chrome finish 89/6. DM.107 Dynamic High Imp. with Switch. Chrome and black enamel finish 89/6.
MICROPHONE STANDS
MS.3 3 section floor stand 59/8. MS.8 2 section floor stand 105/-.
MS.2 2 section desk stand 22/6. P. & P. 2/6 extra on all above.

BULK TAPE ERASERS

DIVIDAL MODEL NT. 120. Completely erases old recordings in seconds. Suitable for all sizes up to 7in. 250-250v. A.C. Size 4 1/4 x 4 3/4in. Price 4 Gns. P. & P. 3/6.
MODEL NT.178. As above but for all sizes up to 10in. Size 7 3/4 x 4 3/4in. Price 5 Gns. P. & P. 4/6.

TAPE HEAD DEMAGNETIZER

DIVIDAL MODEL NT.200. Ensures top performance from recorder heads at all times. 250-250v. A.C. Price 29/6. P. & P. 2/6.

STERN

GREAT BRITAIN'S GREATEST

STERN-CLYNE HI-FI EQUIPMENT
Ready built or Kit of Parts

	Complete Kits of parts	Ready built and tested	Carr. and Ins.	Instruction book available separately
Stern Mono-Gram Amplifier 3 watts	£4 10 0	£8 0 0	3/6	2/6
Mullard 2 valve Audio Pre-amplifier	£6 6 0	£9 10 0	5/-	2/-
Mullard 3 valve Audio Pre-amplifier	£10 0 0	£13 13 0	5/-	3/6
Mullard "3-5" Amplifier with Tone Control Unit 33/EC 3 watts	£8 8 0	£11 10 0	6/6	2/-
Mullard "5-10" Main Amplifier Model 510/M. 10 watts	£10 0 0	£13 10 0	6/6	2/-
Mullard "5-10" Amplifier with Tone Control Unit, 10 watts	£12 0 0	£16 0 0	7/6	2/-
Stern Twin Three Stereo Amplifier, 3 watts per Channel	—	£9 0 0	5/-	—
Stern Twin Three Stereo Amplifier in Portable Case with Two Speakers and Leads	—	£18 10 0	10/-	—
Mullard "10+10" Stereo Amplifier, 10 watts per Channel	£16 0 0	£20 0 0	8/6	3/-
Mullard "10+10" Stereo Amplifier with Passive Control Unit	£20 0 0	£24 0 0	10/-	3/-
Mullard Dual Channel Pre-amplifier	£12 10 0	£15 0 0	7/6	3/-
The above two items purchased together	£27 0 0	£34 0 0	15/-	—
Mullard 4-channel Electronic Mixer Unit Model 2H for 2 Mics. Radio and Gram.	£8 8 0	—	5/-	2/6
Mullard 4-channel Electronic Mixer Unit Model IL	£10 5 0	—	5/-	2/6
HP/TE3 Tape Amplifier with Power Unit	£13 13 0	£19 0 0	7/6	3/-
Type "C" Tape Pre-amplifier with Power Unit	£14 0 0	£19 10 0	7/6	3/6
STP-1 Tape Pre-amplifier with Power Unit, Mono and Stereo	£22 0 0	£28 0 0	8/6	5/-
CR3/5 Tape Recorder with Studeo Deck	£33 8 0	—	15/-	3/-

INDIVIDUAL DESCRIPTIVE LEAFLETS GIVING TECHNICAL SPECIFICATIONS, DIMENSIONS, PRICES, TERMS ETC., FREE ON REQUEST

TAPE EQUIPMENT
AND ACCESSORIES

AMERICAN ACETATE TAPE
5in. 600ft. Standard 8/6
5in. 900ft. Long Play 10/-
5 1/2in. 1,200ft. Long play 12/6

AMERICAN MYLAR TAPE
3 1/2in. 600ft. Double Play 11/6
7in. 1,200ft. Standard Play 12/6
5in. 1,200ft. Double Play 15/-
7in. 1,800ft. Long Play 20/-
5 1/2in. 1,800ft. Double Play 22/6
7in. 2,400ft. Double Play 25/-

BEL CLEER ACETATE TAPE
5in. 600ft. Standard 12/6
5in. 900ft. Long Play 15/-
5 1/2in. 1,200ft. Long Play 18/6
7in. 1,200ft. Standard 18/6
7in. 1,800ft. Long Play 25/-
Postage and Packing 1/- per Reel extra 4 or more Reels POST FREE.

FULLY AUTOMATIC TAPE SPLICER

14/6. P. & P. 1/6.

PLASTIC TAPE SPOOLS 2 1/2in. 1/-;
3in. 1/3; 4in. 2/-; 5in. 2/-; 5 1/2in. 2/3
7in. 2/6.

PLASTIC SPOOL CONTAINERS. For spool sizes 5in. 1/6; 5 1/2in. 2/-; 7in. 2/3
Any single item plus 6d. P. & P.
Orders over £1 post free.

We carry fully comprehensive stocks of Tape Recorders, Decks and Accessories at all Branches or order with confidence by mail.

RECORD PLAYERS



Garrard SRP10 Single Player £5.9.1.
Carr. and Ins. 4/6. BSR UA25 4 speed
Autochanger £5.19.6. Garrard Auto-
slim Autochanger £8.10.0. Garrard
AT6 Autochanger £10.19.6. BSR
Super Slim Autochanger £9.19.6.
Garrard AT5 LM Autochanger
(3000LM) £11.11.11. Phillips AG1016
Stereo/Mono Record Player £12.12.0.
Carriage and Ins. 5/- on above.

Garrard 4HP Single Player £18.17.6.
Goldring Lenco Model 88 Transcrip-
tion Turntable £18.18.5. Garrard
Laboratory Type "A" Autochanger
£19.15.0. Garrard 301 Strobe Transcrip-
tion Turntable £22.0.5. Goldring
Lenco GL58 with 580 Cartridge
£21.19.0. Goldring Lenco GL70 less
Pick-up Head £27.9.4.

Carr. and Ins. 7/6 on above.

Descriptive leaflet including prices
with alternative cartridges, dimen-
sions, terms etc. free on request.

NEW LOW PRICE
COMMUNICATION
RECEIVERS

Model HE 40. Frequency range 550 Kc/s-30 Mc/s in
4 bands. PRICE £18.19.0. Carr. 10/-.

Model HE 50. Frequency range 550 Kc/s-30 Mc/s in
4 bands. PRICE £34.13.6. Carr. Paid.

Model KT 320. Specification as HE-30 but offered as
complete kit of parts. PRICE £28.5.0. Carr. Paid.

Model HE 81. Frequency range 540 Kc/s-30 Mc/s and
142-148 Mc/s in 5 bands. PRICE £61.19.0. Carr. Paid.

Model HA 83. Frequency range 550 Kc/s-31 Mc/s in
4 bands. PRICE £25.4.0. Carr. Paid.

Starlite 5W Watt Transmitter


Band coverage 80 - 40 - 20 - 15 and 10 Metres.

PRICE £30.3.0. Carr. 15/- (H.P. Terms available).

Send S.A.E. for fully descriptive brochure.

CONTINUOUS DAILY DEMONSTRATIONS OF ALL
EQUIPMENT AT ALL BRANCHES

TUNER UNITS



ARMSTRONG

Mono/Tuner Amp. Model 127M
£26.10.0.

Stereo/Tuner Amp. Model 127 £37.10.0

AM/FM Tuner Model 223. £28.15.0.

FM Tuner Model 224 £22.10.0. Carr.
and Ins. 7/6.

STERN FIDELITY Mk. II VHF/FM

Built and Tested £14.5.0. Carr. and
Ins. 5/-.

JASON

FMT1 FM Tuner, Kit of Parts £6.15.0.

FMT2 FM Tuner, Kit of parts £10.12.6

FMT3 FM Tuner for Fringe areas.

Kit of parts £12.5.0.

FMT4 FM Tuner £20.0.4.

JTV2/FM/TV Sound, Kit of parts

£15.15.0.

Carr. and Ins. on above 5/- each.

TRIPLETONE

FM Tuner unpowered. £13.19.6.

FM Tuner Self-powered. £16.14.6.


Carr. and Ins. 5/- each.

Descriptive leaflets free on request.

Please state model required.

CLYNE

ELECTRONIC HOBBIES ORGANISATION

DOUBLE FEATURE
PRE-AMPLIFIER

Inputs for
microphone,
crystal or
magnetic
pick-ups,
tuner unit
and in addition
offers full facilities
for tape recording
and high fidelity replay.

This unique feature means that should you wish to
include tape in your hi-fi system at a later date all that
is required is a suitable tape deck. Push-button
switching for 3 tape speeds equalised.

KIT OF PARTS 11 GNS. (Carr. & Ins. 5/-)

JL10 POWER AMPLIFIER



Incorporates
the latest
diode/pentode
ECL86 valves
in push-pull
PARTRIDGE
ultra linear
output trans-
former. PAR-
TRIDGE mains
transformer and
smoothing choke. 10 watts

power output, surplus power output, surplus power
available for tuner.

KIT OF PARTS 81 GNS.

BUILT AND TESTED 12 GNS.

(Carr. and Ins. 7/6)

Prices if both units purchased together:

KIT OF PARTS 191 GNS.

BUILT AND TESTED 29 GNS. (Carr. & Ins. 10/-)

VISIT YOUR NEAREST
STERN-CLYNE ELECTRONICS CENTRE

LONDON

18 Tottenham Court Road, W.1. Museum 5699/0095. Half Day Saturday.
23 Tottenham Court Road, W.1. Museum 3451/2. Half Day Thursday.
309 Edgware Road, W.2. FADington 6963. Half Day Thursday.
109 Fleet Street, E.C.4. Fleet Street 5812/3. Half Day Saturday.
162 Holloway Road, N.7. North 7941. Half Day Thursday.
9 Camberwell Church Street, S.E.5. Rodney 2875. Half Day Thursday.

CROYDON

12 Suffolk House, George Street, Municipal 3250. Half Day Wednesday.

BRISTOL

26 Merchant Street, Bristol 1. Bristol 20261. Open 6 days a week.

LIVERPOOL

52 Lord Street, Royal 7450. Open 6 days a week.

MANCHESTER

20/22 Withy Grove, Manchester 4, Blackfriars 5379/5246.
Open 6 days a week.

SHEFFIELD

125 The Moor, Sheffield, Sheffield 29993. Half Day Thursday.

MAIL ORDERS AND ENQUIRIES TO

Dept. P.W. 3/5 Eden Grove, Holloway, London N.7. North 8161/5.

NORTH LONDON CUSTOMERS NOTE!

Come and see our New Self Service facilities at
162 Holloway Road Branch

THE PRACTICAL WAY
TO LEARN ELECTRONICS



HIGHEST QUALITY
AT LOWER COST

Save Money — and enjoy yourself building the world's best electronic kit-sets...

With the clearly-written instruction manuals anyone without previous experience can successfully build any model.


Deferred terms on orders over £10 U.K. All models available assembled.

TEST INSTRUMENTS

TELEVISION ALIGNMENT GENERATOR, Model HFW-1.


Accurate alignment of TV receivers achieved in minimum time at low cost. Covers 3.5 to 220 Mc/s on fundamentals. A must for the service man.

£34.18.0 Kit



HFW-1

£44.10.0 Assembled



10-12U

REGULATED POWER SUPPLY Model IP-20U. Transistorised 0-5-50 v. D.C. Up to 1.5 amps. Compact 9½ x 6½ x 11 in.

£47.8.0 Assembled

Sin. OSCILLOSCOPE Model 10-12U. Laboratory quality at utility oscilloscope price. Wide band amplifiers essential for T.V. servicing. F.M. alignment, etc. T/B covers 10 c/s-300 kc/s in 5 ranges.

£41.10.0 Assembled

£32.12.6 Kit

PORTABLE 'SCOPE Model OS-1 A compact portable oscilloscope, ideal for servicing and general work. Printed circuit board. Case 7½ x 4½ x 12½ in. long. Wt. only 10½ lbs.

£30.8.0 Assembled

£22.18.0 Kit

VALVE VOLTMETER, Model V-7A. The world's best selling VTVM. Measures up to 1,500 volts (d.c. and r.m.s.) and 4,000 pk. to pk. Res. 0.1Ω 1,000 MΩ. Centre zero dB scale, d.c. input resistance 11MΩ. 4½ in. meter. Complete with test prods, leads and standardising battery.

£19.18.6 Assembled

£13.18.6 Kit



V-7A

DE-LUXE 6 in. VALVE VOLTMETER, Model IM-13U. Similar spec. to model V-7A but with improved accuracy. Larger meter. Unique gimbal mount.

£26.18.0 Assembled

£18.18.0 Kit

RF PROBE, 309-CU extends range to 100 Mc/s. Indication to 300 Mc/s.

£1.13.6 Kit

KV PROBE, HV-336 measures up to 30,000 v. d.c.

£2.19.6 Kit

RF SIGNAL GENERATOR, Model RF-1U. Up to 100 Mc/s fundamental, 200 Mc/s harmonics. Up to 100 mV output on all bands.

£19.18.0 Assembled

£13.8.0 Kit

MULTIMETER, Model MM-1U. Ranges: 0.15 v. to 1,500 v. a.c. and d.c.; 150μA to 15A d.c.; 0.2Ω to 20MΩ. 4½ in. 50μA meter.

£18.11.6 Assembled

£12.18.0 Kit

A wide range of other test instruments available including: R/C Bridge C-3U £10.10.0. AF V/Voltmeter AV-3U £16.10.0. Wattmeter AW-1U, £17.5.0. (Capacitance meter) CM-1U £15.15.0. Power supplies. Decade boxes etc. Many other instruments available under American Mail Order scheme. Why not send for full details?

"AMATEUR" EQUIPMENT

AMATEUR BANDS RECEIVER Model RA-1. Covers all amateur bands from 160-10 m. Half lattice crystal filter. 8 valve, "S" meter, tuned R.F. amplifier stage.

£39.6.6 Kit

Assembled £52.10.0



RA-1

AMATEUR TRANSMITTER, Model DX-100U. Covers all amateur bands 160-10M. 150 w. d.c. input, self contained with power supply. Modulator, VFO

Assembled £104.15.0

£79.10.0 Kit



DX-40U

AMATEUR TRANSMITTER Model DX-40U. Covers 80-10 m. Power inputs 75 w. C.W., 60 w. peak C.C. phone. Output 40 w. to aerial. Prov. for V.F.O.


£33.19.0 Kit

Assembled £45.8.0

COMMUNICATIONS TYPE RECEIVER RG-1.

A high performance low cost receiver for the discriminating listener. Freq.: cov. 600 kc/s-1.5 Mc/s and 1.7 Mc/s to 32 Mc/s. Send for details.

£53.0.0 Assembled



Other kits in the amateur range include: SSB Adaptor SB-10U, £39.5.0. Variable freq. Oscillator VF-1U, £10.17.6. Balun Coil Unit, B-1U, £4.15.6. Grid-Dip Meter GD-1U, £10.19.6. Q Multiplier QPM-1, £8.10.0. Reflected Power Meter HM-11U, £8.5.0. Wide range of models under American Mail Order Scheme.

SPEAKER SYSTEMS

SSU-1 MODEL



A practical solution to the problem of a moderately priced speaker suitable for Stereo Mono amplifiers, where the equipment has to be compact. Two speakers, balance control, ducted port reflex cabinet.

Horizontal or vertical (with matching legs).

Inc. P.T. £11.12.0 Kit

COTSWOLD STANDARD MODEL

Acoustically designed enclosure "in the white" 26 x 23 x 15½ in., 12 in. bass speaker, elliptical middle speaker, 2 in. pressure unit. Covers 30-20,000 c/s.



Complete kit with all controls.



MFS SYSTEM

A minimum floor space model for the smaller room. 26 in. high x 16½ in. x 14 in. deep. Similar performance to standard model.

Price either model: £23.4.0 Kit

MONEY BACK GUARANTEE

Daystrom Ltd. unconditionally guarantee that each Heathkit product assembled in accordance with our easy-to-understand instruction manual must meet our published specifications for performance or the purchase price will be cheerfully refunded.

DAYSTROM LTD

Dept. P.W.-4, GLOUCESTER, ENGLAND

MODELS FOR HOME, TEST, AND WORKSHOP



BRITISH HEATHKIT MODELS USE BRITISH COMPONENTS

More and more people are buying and specifying Heathkit models because:

- ★ **Easy-to-Follow instructions** . . . The step-by-step instruction manuals tell you what to do and how to do it. Large size pictorial diagrams show you how.
- ★ **A satisfying Hobby** . . . assemble any Heathkit model, switch on and find that it performs exactly like an expensive, factory-built set. You will be proud of your model, your friends will admire it, and you built it successfully yourself.
- ★ **You save money** . . . and get better performance at lowest possible cost.

HI-FI TUNERS

Model FM-4U. Tuning range 88-108 Mc/s. Tuning unit (FM-T-4U) with 10.7 Mc/s I.F. (£2.15.0 inc. P.T.). I.F. Amp. (FMA-4U) complete with cabinet and valves (£13.3.0).

Total **£15.18.0** Kit

Assembly can be arranged.

AM/FM TUNER. Covers FM 88-108 Mc/s. A.M. 16-50, 200-550, 900-2,000 m. Tuning heart (£4.13.6 inc. P.T.), and I.F. Amp (£21.16.6).

Total **£26.10.0** Kit

Send for leaflets. Assembly can be arranged.



FM-4U

EQUIPMENT CABINETS

A large range, in kit form or assembled and finished, available to meet most needs. Illustrated details on request.

Prices from **£7.15.0** to **£44.2.0**



Many other models covering a wide range of equipment for HOME, OFFICE or Workshop

SEND FOR FREE BRITISH CATALOGUE

American Catalogue sent for 1/- post paid

PUBLIC ADDRESS AMPLIFIER, PA-1. 50 w. output, two heavy duty speakers, variable Tremolo. Ideal for use with guitars, etc. **£54.15.0** Kit

£74.0.0 Assembled

Legs optional extra 17/6. Set of 4.

50 W POWER AMPLIFIER, MA-50 Ideal for PA work, electronic organs etc.

£27.18.0 Assembled **£19.18.0** Kit



TRANSISTOR RECEIVERS

"OXFORD" LUXURY TRANSISTOR DUAL WAVEBAND RECEIVER.

The ideal domestic or personal portable receiver. 10 Semi-conductors. Solid leather case. Send for full details.

Incl. P.T. **£14.18.0** Kit



6 TRANSISTOR PORTABLE. Model UXR-1. Prealigned I.F. transformers. Printed circuit, 7in. x 4in. high flux speaker. Real hide case. Very easy to build.

Incl. P.T. **£12.11.0** Kit

7 TRANSISTOR PORTABLE. Model RSW-1. Two short trawler and medium wave bands. Incl. P.T. **£19.17.6** Kit

"MOHICAN" GENERAL COVERAGE RECEIVER. Model GC-1U. Excellent portable or general purpose receiver for "amateur" or short wave listening. See full spec. leaflets.

Assembled **£45.17.6** Kit



GC-1U

SPEAKERS FOR YOUR OWN ENCLOSURE

12" Heavy-duty Bass (Fane 122/12) **£7.7.0**

2" Tweeter (Fane 301) **£3.1.6**

(both as used in the Corswold systems)

12" Bass speaker (Audiom-51) **£9.12.5**

8" Goodmans General Purpose G8 **£1.8.6**

Two Speakers + Cross-over, System SCM-1.

(As used in model SSU-1) with details for enclosure **£4.12.0**

RPM INDICATOR (Electronic rev counter). A must for the motoring enthusiast. For 4 cylinders, 12V. pos. or neg. earth. **£8.19.0** (complete). Send for details.

A WIDE RANGE OF BOOKS ON ELECTRONICS AND RADIO. PLEASE SEND FOR LISTS OR PRICES.

HI-FI AMPLIFIERS



S-33H

6W STEREO AMPLIFIER Model S-33. 3 w/ch. Inputs for radio, tape and gram. Stereo/Mono ganged controls. Sensitivity 200mV. **£18.18.0** Assembled **£13.7.6** Kit


6W DE-LUXE STEREO AMPLIFIER. Model S-33H. An inexpensive stereo/mono amplifier with high sensitivity. Suitable for use with Decca Derram cartridge. **£21.7.6** Assembled **£15.17.6** Kit

TAPE RECORD/REPLAY AMPLIFIER KITS. Will operate with most tape decks. Send for details.

TA-1M (Mono). **£19.18.0.** Kit **TA-1S (Stereo),** **£25.10.0** Kit

STEREO CONTROL UNIT. Model USC-1. Ideal for use with MA-12 amplifiers. Kit **£19.10.0.** Assembled **£26.10.0.**

18W STEREO AMPLIFIER. Model S-99. Ganged controls. Stereo/Mono gram, radio and tape recorder inputs. P/B selection. **£27.19.6** Assembled **£27.19.6** Kit



5W HI-FI MONO AMPLIFIER. Model MA-5. A low priced amplifier based on the S-33. Printed circuit construction makes it easy to build.

£15.10.0 Assembled **£10.19.6** Kit

HI-FI MONO POWER AMPLIFIER. Model MA-12. Ideal for use with Models USC-1 and UMC-1, 0.1. THD at 10 W Wide freq. range. **£15.18.0** Assembled **£11.18.6** Kit

DAYSTROM LTD

Dept. P.W.-4, GLOUCESTER, ENGLAND

Please send me **FREE BRITISH CATALOGUE** (Yes/No)

Full details of model(s).....

NAME

ADDRESS.....

P.W.4

New list of Bargains

Transistor ferrite rod aerial with medium and long wave coils with circuit. 7/6.
Oscillator Coil and set of 3 I.F. transformers for transistor set with circuit. 12/6. Tuning Condenser to suit air-spaced with trimmers. 9/-. Ditto but min. 10mm. 12/6 the set; two glass condensers to suit. 8/6 (request sub. min. circuit).

Midget Bin. P.M. Loudspeaker 3 ohm, 12/6. 8 ohm, 13/6.
Midget 208 pF + 176 pF two-gang Tuning Condenser with trimmers for transistor set Price 9/-.
Push-Pull Transformer. Sub-miniature. 8/6.

.0005 mfd. Single Tuning Condenser. Solid dielectric 1/4 in. spindle for transistor or Crystal set, with spindle tapped 6 BA. 2/6.
46 Seis (Receiver/Transmitter pack set). Unused sets complete except for crystals. Packed with parts and easily rebuildable into other gear. 19/6 each. Post 3/-.
Mains Transformer. 250-0-250 at 80 mA. 6.3 volts, 5a (normal mains input). 12/6 each. Carriage 2/6.

Output Transformer. Standard pentode matching type. 3/6 each. 38/- per doz. Slide Switch. Sub-miniature but dptd. 2/- each. 13/- per doz.
Other gear. 19/6 each. Post 3/-.
Battery Charger Kit. Comprises 5 amp. transformer, 5 amp. rectifier, metal case and meter to charge 6 or 12 volt batteries up to 5 amps. 1/4 variable charge rate, 39/6 each. Post and insurance. 3/6.

T.C.C. or Dubilier Tubular Condensers.
.25 mf 500 v. 10/- doz.
.25 mf 750 v. 7/6 doz.
.25 mf 350 v. 6/- doz.
.25 mf 500 v. 6/- doz.
.0001 mf 1,000 v. 5/- doz.
.001 mf 1,000 v. 6/- doz.
.002 mf 1,000 v. 7/6 doz.
.005 mf 1,000 v. 9/- doz.
.02 mf 150 v. 8/6 doz.
.01 mf 1,000 v. 10/- doz.

Battery Charger Rectifier—selenium 12.15 v. 5 amp., 9/6.
Metal Chassis—punched for Mullard 510 Amplifier, complete with inner screening sections and stove enamelled. 12/6 set.
Filament Transformer. 6.3 v. 14 amps. 6/6.
Neon Lamp—midget wire ended. Ideal mains tester, etc. 2/-. Ex Govt. 1/6.

Philips Trimmers—0.30pF, 1/- each. 9/- doz.
Tag Panels. Ideal for constructors, experimental circuits, etc. 3 of each of 12 different types, 5/-.
Slydlok Panel Mounting Fuses with carrier. 5 amp. 2/- each. 15 amp. 2/6 each.

Metal Rectifier. 250 v. 60-80 milliamperes, ideal for mains set or instrument or to replace that expensive valve. 4/6.
Piano Key Type Switches. 3 key type. 3/-. 1 key type 3/6. 5 key type 4/6 post and packing 1/-, regardless of number ordered.
Ozone Outfit, for removing smells and generally improving any oppressive atmosphere. Kit consists of Philips ozone lamps and mains unit, only needs box. 19/6 + 3/6 postage and insurance.

Black Light Unit. 125 watt intensity comprises quartz lamp, adjustable lamp holder and 125 watt choke. Only 29/6 + 6/6 carriage and insurance.
Packard Bell Pre-Amp. Contains a relay push-pull input and output transformers and many useful spares. Less valves 8/6 each + 2/6 post and insurance.

Fridge Handles, with Yale-type locking mechanism, two keys and striking plate, 3/6 + 2/- post, 8 for 30/-, post free.
0-1mA Meter made by the American Weston-Bosch Co., 3 in. diameter, flush mounting scale calibrated in volts, 25/- + 2/- post and insurance.


Ferranti Fire Bar. 500 watt, 10in., 3/6 each + 1/6 post. Three or more post free.
BTG Valve Holder. Best make (Amphenol). 8/- dozen, post 1/6. 3 dozen, post free.
Precision Wheatstone Bridge. Opportunity occurs to build—100k wire wound 15 watt potentiometer price 5/- + 1/- postage.
Cydon Turret Tuner. 35 Mc/s. with band 1 and band 3 coils. Brand new, 9/6 each post 2/6.

Timer Kit
Special offer of all components except metal box to make mains operated interval timer for photography etc., 12/6 plus 2/6 post.

Waterproof Heater Wire
16 yds. length, 70 watts, self regulating temperature control. 10/- post free.

Where postage is not definitely stated add 2/- all orders under £3.

GOOD COMPANION Mark III



The 6 transistor set with the 8 transistor performance. Incorporating all the latest requirements. Anyone who can solder can make it. Many thousands already in use all over the country. Full coverage of Long and Medium wavebands. Fine looking cabinet size 11 x 8 x 3 in. Q.P.P. Output approx. 750 mW. Excellent reception of difficult stations like 208. Variable feed back gives excellent tone. Complete Kit. **£4.19.6** everything for ONLY P. & P. 6/-.

OUR BARGAIN OF THE YEAR



A complete kit of parts to build 6 transistor 2 wave superhet receiver at only 45/-. Post and Ins. 3/6.

"CORONET" Mk. IV


It fully covers the medium waveband and that part of the long waveband to bring in B.B.C. Light. The circuit includes a highly efficient slab aerial and 2 1/2 in. P.M. speaker. Overall size approximately 4 1/2 x 2 1/2 x 1 1/2 in. Supplied complete with carrying case.

Infra Red Heater

Make up one of these latest type heaters, ideal for bathroom, kitchen, bedroom etc. They are simple to make from our easy to follow instructions—uses silica enclosed elements designed for the correct infra-red wavelength (3 microns). Price for 750 watt element and metal casing as illustrated, 19/6 plus 2/6 post and insurance. Full switch. 3/- extra.



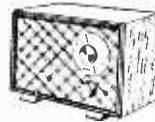
THIS MONTH'S SNIP



7 Valve 5 Wave Superhet. Famous maker—has L.F. Stage and many special features—covers Medium and 4 Short bands to 11 metres—3 models all offered for less than the value of the coil pack alone. Mains model, 39/6; 12 volt model, 39/6; no power pack model, 27/6. Unused but a little dusty, less Scale and drive—also, less valves but there are Standard octal types 6K7, 6K8, 6K7, 6K7 6V8, 5V4 available, price 20/- the set. Carriage and insurance. 7/6. DON'T MISS THIS!

INTERCOM BARGAIN

Cabinet as illustrated, less knobs, ideal if you are making small radio, office or car amplifier, etc. Has the modern look: originally sold at 29/6, limited quantity available at 15/- plus 2/6 postage. All components to make two of the intercoms described in "Practical Electronics," 75/-.



750 mW TRANSISTOR AMPLIFIER



4 transistors including two in push-pull input for crystal or magnetic microphone or pick-up—feed back loops—sensitivity 5 mV/-.

Price 19/6

Post and Insurance 2/6. 35 ohm Speaker. 12/6 extra.

MAINS POWER PACK

Designed to operate transistor sets and amplifiers. Adjustable output 6v—3 to 12 volts for up to 500mA (class B working). Takes the place of any of the following batteries: PP1-PP3-PP4-PP6-PP7-PP9 and others. Kit comprises: mains transformer-rectifier, smoothing and load resistor 5000 and 500 mfd condensers, zener diode and instructions. Real snip at only 14/6 plus 2/6 post.

MAKING AN FM TUNER

Available at present is a very nice cadmium-plated P.M. Tuner chassis with holes punched for coils and other components, also a nicely printed perspex front, calibrated usual F.M. frequencies. Real bargain 6/6 + 2/- or with two-gang tuning condenser 10/- + 2/- postage.

Speaker Bargains

12in. High-fidelity loudspeaker. High flux permanent magnet type with either 3 ohm or 16 ohm speech coil. Will handle up to 10 watts. Brand new by famous maker. Price 27/6 + 3/6 post and insurance.



Hi-Fi Speakers

Hi-Fi Speakers—E.M.I. Ceramic magnet 12,000 lines, size: 13 x 4 in. (roughly equivalent to 12in. round speaker). Bass frequency 40-50 c/s. Handles up to 10 watts. Price 33/6 plus 5/- carriage and ins. State whether 15 ohm or 3 ohm.

TRANSISTOR SET CASE

Very modern cream cabinet, size 5 1/2 x 3 x 1 1/2 in. with chrome handle, tuning knob and scale. Price 4/6 plus 1/6 postage.



Building a 'Scope



3in. oscilloscope tube. American made type 6X4, 3P77, 6.3 v. 0.5 amp. heater electrostatic deflection, brand new and guaranteed with circuit diagram of 'scope 15/- each. Plus 2/6 post and insurance.

Simmerstat Heater Regulator

Suitable to control elements, heaters, soldering irons and boiling rings up to 2,500 watts. Complete adjustable, normal price 55/- each, special snip price 12/6, plus 1/6 postage and insurance.

THERMOSTATS

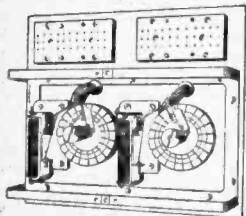
Type 'A' 15 amp. for controlling room heaters, greenhouse, airing cupboard. Has spindle for pointer knob, quickly adjustable from 30-80°F. 9/6 plus 1/- post. Suitable box for wall mounting, 5/6. P. & P. 1/-.
Type 'B' 15 amp. This is a 17in. long rod type made by the famous Sunvic Co. Spindle adjusts this from 50-550°F. Internal screw alters the setting so this could be adjustable over 30° to 1,000°F. Suitable for controlling furnace, over kiln immersion heater or to make flame-sat or fire alarm. 3/6 plus 2/6 post and insurance.

Type 'C' is a small porcelain thermostat as fitted to electric blankets etc. 14 amp. setting adjustable by screw through side. 3/6. P. & P. 8d.
Type 'D'. We call this the Ice-stat as it cuts in and out at around freezing point, 2-3 amps. Has many uses one of which would be to keep the loft pipes from freezing, if a length of our heater wire (16 yds. 10/-) is wound around the pipes, 7/6. P. & P. 1/-.
Type 'E'. This is a standard refrigerator thermostat. Spindle adjustments over normal refrigerator temperatures 7/6 plus 1/- post.

ELECTRONICS (CROYDON) LTD

266 LONDON ROAD WEST CROYDON SURREY
Post orders to: 43 Silverdale Road, Eastbourne, Sussex

UNIQUE BARGAINS — DEPOT MUST BE CLEARED

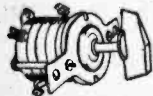


MOTORISED ROTARY SWITCHES

Ministry Ref. No. AP57579. This is a motor-driven switch, the driving motor being a synchronous type for working on 110 volts 50 cycles. The two switches have 20 positions each and are enclosed by a Perspex fronted lid, separately operated relays providing interlocks. Sale price £7/6 each. Carr. 3/6.

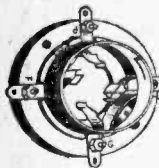
FERRANTI ELECTRIC METER MOVEMENT

A complete check meter, except for case brand new and unused. Has many uses, one for instance is that of telling the number of hours a piece of apparatus has worked. Price is only 7/6, post. etc. 3/6.



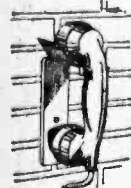
30 AMP ROTARY SWITCH

Double pole on/off a very robust switch made by one of our most famous firms. Will give lifetime of service. Price complete with pointer knob, 4/9.



JUMBO VALVE BASES

Ceramic 4 pin for transmitting valves. Price 3/6 each.




SELF ENERGISED TELEPHONES

These require no batteries; in fact they have only to be connected by a pair of wires. They can thus be fitted into existing bell circuits. Results are extremely good and maintenance costs are nothing.

Handsets only complete with wall mounting bracket as illustrated. 15/- each post etc. 2/6. Two post free.

VCR517 CATHODE RAY TUBE


New and unused, 9/6 each. Carr. & ins. 6/6.




Where postage is not definitely stated add 2/- all orders under £3.

TELEPHONE REPEATER No. 1 MARK I

This equipment is for amplifying telephone signals in both directions of traffic and also to remedy line distortion of speech. It is intended for use with two wire or four wire circuits, has four amplifiers and is in fact two quite independent repeaters mounted on the same panel and having a common power supply. The power supply may be operated from a 12-volt car battery or from standard A.C. mains. The units are absolutely new in original packing complete with spares and instructional manual. Price £7/10.0 each. Post and packing 12/6.




KLYSTRON RECEIVER




Partly stripped but containing valuable Klystron with tuning mechanism and a host of spares including condensers (paper and mica), transformers, relay bobbins, pot. meters, resistors, delay line, coils, coil former, knobs, pye sockets, trimmers, valve holders, a very useful chassis and case size approx. 15 x 9 x 7 1/2 in. and hundreds of other useful sundries. Price only 9/6 plus 7/6 carriage and packing.

BUILDING AN AMPLIFIER



Here is a buy for your Modulator Unit type 20. Contains parts ideal for building a large output amplifier and all ready set out in metal case. To name a few: Four high output valves Type KT44. Driver valve Type MH41. Iron core choke for up to 200 milli-amps. Dozens of wire wound and carbon resistors, paper and mica condensers. Terminals and tag panels, etc., etc. Three other items of interest to everybody and worth the price asked for the unit are: 1. Transformer Reference 10K/143. This can act as auto-transformer to convert 230 to 110 or 230 to 450, and also as a filament transformer 230 to 6.3 or 230 to 12.6 volts. 2. Miniature Circuit Breaker. For breaking 10 amps C.C. reset by pushing knob. 3. Steel Case. With heavy gauge chassis, all ready cut out and fitted valve holders etc. Price for complete unit is 12/6. Carriage 7/6.

UNITS FOR CONTROLLED AUTOMATIC ROTATION



Two units work together to form a Tower rotating device, with remote control. Item 1, known as Tower 24A, is in fact the geared driving motor which rotates the mast. This is quite a heavy construction and would rotate a heavy scanner, reflector, beam array, etc., etc. Item 2, known as Indicator 1-221-A is the remote controller which enables the azimuth position of Tower 24A to be controlled from a remote point. Conversely, it enables the azimuth position of the mast to be known at any time. Both the Tower and the Indicator contain relay transmitter/receiver and it is these that provide the impulses which cause the aerial to rotate backward or forward. The equipment intended for 117 volt A.C. mains but will operate from our mains if connected through step down transformer of 1 kW rating. Prices: 1-221-A, £25. TR24A, £35. Special discount of £5 for cash with order or C.O.D. if both units purchased together.

TETRODE TYPE YT31 TRANSMITTING VALVE


This is a high-powered air-cooled tetrode, specification of which is as follows: Heater volts 11.25, heater current 8 amp, maximum anode voltage 5 kV, anode dissipation 250 watts, size approximately 14 1/2 in. long and 6 1/2 in. across the bulb. Limited quantity only at £1 and 4/6 P/T each, still in original packing.

INSTRUMENT COMPANY

43 SILVERDALE ROAD, EASTBOURNE

Mail Order only from this address—goods may be seen by appointment in Oxfordshire.

CHARGING SWITCHBOARDS



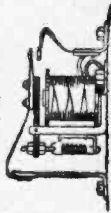
Type A. 550 w. 18 v.—contains three reverse current relays, one voltmeter rated 25 v. f.s.d., one main ammeter rated 40 amps f.s.d., one secondary ammeter rated 15 amps f.s.d., and two secondary meters rated 20 amps f.s.d., one 2 ohm variable resistor, one 11 ohm variable resistor and two 1.2 ohm variable resistors. Complete in metal case 2 1/2 ft. 6 in. x 2 1/2 ft. 8 in. approx. Price £215.0. Carr. & ins. 15/-.

Type B. 1260 w. 50 v. 12 amps—contains one 14 ohm variable resistor and four 1 ohm variable resistors, one main ammeter rated at 40 amps f.s.d., four secondary meters rated at 20 amps f.s.d., and one voltmeter rated at 50 volts, and two reverse current relays. Complete in metal case—size approximately 2 1/2 ft. 6 in. x 2 1/2 ft. 8 in. Price £415.0. Carr. 15/-.

Connecting leads for these switchboards with Nizam plugs, 30/- each.


CONTACTOR

For breaking 25 amps, coil voltage is 24 v. D.C., but with a re-wind or a small rectifier these will close off A.C. mains. Very heavy duty contacts. Enclosed in bakelite case. Price 2/6 each, 24/- doz.



INDICATOR LAMP

Fitted Perspex top. Taken apart screw-in flash light bulb. Price 18/- doz. Similar thing but flush, 12/- doz.



SNIPERSCOPE

Famous wartime "cat's eye" used for seeing in the dark. This is an infra-red image converter cell with a silver cesium screen which lights up (like a cathode ray tube) when the electrons released by the infra-red strike it. It follows that as light from an ordinary lamp is rich in infra-red these cells will work burglar alarms, counting circuits, smoke detectors and the hundred and one other devices as will the simpler type of photo cell. Here then is a golden opportunity for some interesting experiments. Price 5/- each. Post 1/-.

SLIDER RESISTORS

Heavy Duty Type. Size 7 x 1 1/2 in. 11 ohms 4.5 amp, 22/-.



BENTLEY ACOUSTIC CORPORATION LTD.

Suppliers to H.M. Government. 38 CHALCOT ROAD, LONDON, N.W.1 Telephone: PRIMROSE 9090

NEAREST UNDERGROUND: CHALK FARM. ALL GOODS LISTED BELOW ACTUALLY IN STOCK
ALL GOODS ARE NEW, BEST QUALITY BRANDS ONLY, AND SUBJECT TO MAKERS' FULL GUARANTEE, PLEASE
NOTE THAT WE DO NOT SELL ITEMS FROM USED EQUIPMENT NOR MANUFACTURERS' SECONDS & REJECTS,
WHICH ARE OFTEN DESCRIBED AS "NEW AND TESTED" BUT HAVE A SHORT AND UNRELIABLE LIFE

0A2	4/8	6B87	25/-	7A7	12/6	25V5	7/9	ACSPEN/	EABC80	5/9	EL42	7/6	LN152	6/-	R12	5/9	U76	4/6	BYZ13	11/6
0B2	6/-	6B8W	8/9	7B6	12/6	25V5G	7/9	DD 23/3	EAC91	3/3	EL81	8/3	LN309	7/8	R16	26/-	U78	3/9	GD3	5/6
024GT	4/8	6B8W	5/-	7B7	9/9	25Z4G	7/-	ACSPEN	EAF42	7/6	EL83	6/9	LN319	8/6	R17	17/6	U101	19/6	G66	5/6
1A3	2/8	6B8X	4/-	7C5	8/-	25Z5	7/3	AC/PEN	EB34	1/-	EL84	4/6	LP2	9/6	R18	9/6	U107	17/6	GD14	10/-
1A4	12/6	6C4	2/3	7C6	6/9	25Z6GT	8/-	(5)	EB41	4/9	EL85	7/6	LZ319	6/6	R19	6/6	U191	9/6	GET103	9/3
1A5	5/-	6C5	3/-	7C7	6/-	25Z8	23/3	AC/PEN	EB91	2/3	EL86	7/3	LZ329	6/6	R22	7/8	U291	9/-	GET104/10	9/3
1A7GT	7/9	6C6	3/-	7D3	15/-	25D7	6/9	(7)	EB33	20/6	EL91	2/6	MH4	3/6	R61/240A		U281	8/9	GET106/17	9/3
1C1	4/-	6C8	3/-	7D5	14/6	30C1	6/9	AC/SQ	EB33	6/-	EL95	5/6	MH14	7/6	54/-		U282	12/3	GET111/12/-	9/3
1C2	8/-	6C9	10/9	7D6	14/6	30C17	17/6	AC/SQ	EB33	6/9	EL96	2/6	MH12	12/6	RK34	7/8	U301	11/8	GET113	8/9
1C3	6/6	6C10	8/-	7H7	5/9	30C18	17/6	12/-	EB33	6/9	EL97	2/6	MH12	12/6	RK34	7/8	U301	11/8	GET113	8/9
1C5	5/-	6C12	5/9	7H7	12/6	30C18	17/6	12/-	EB33	6/9	EL97	2/6	MH12	12/6	RK34	7/8	U301	11/8	GET113	8/9
1C8	10/6	6C16G	18/-	7V7	5/-	30L1	5/6	AC/TP	EB33	6/9	EL98	12/6	MHP4	12/6	R32	4/3	U309	9/9	GET174	9/6
1D5	6/6	6C16S	5/-	7Y4	5/-	30L15	9/3	AC/VP12	EB33	6/9	EL99	5/6	EM4	17/9	MU12/14/48		U403	9/9	GET187	9/6
1D6	9/6	6C16W	24/-	8D2	2/6	30P4	12/3	AC/VP12	EB33	6/9	EL99	5/6	EM4	17/9	MU12/14/48		U403	9/9	GET187	9/6
1FD1	8/-	6D1	1/8	9B8W	6/9	30P12	7/6	ATP4	EB33	6/9	EL99	5/6	EM4	17/9	MU12/14/48		U403	9/9	GET187	9/6
1FD9	9/6	6D3	9/6	9D7	3/-	30P16	5/9	ATP4	EB33	6/9	EL99	5/6	EM4	17/9	MU12/14/48		U403	9/9	GET187	9/6
1G6	6/-	6D6	5/-	9D7	7/6	30P19	12/3	AZ31	EB33	6/9	EL99	5/6	EM4	17/9	MU12/14/48		U403	9/9	GET187	9/6
1H5GT	7/9	6E5	9/6	10C1	8/9	30P11	6/3	AZ41	EB33	6/9	EL99	5/6	EM4	17/9	MU12/14/48		U403	9/9	GET187	9/6
1L4	2/3	6F1	9/6	10C2	12/3	30P14	12/3	B36	EB33	6/9	EL99	5/6	EM4	17/9	MU12/14/48		U403	9/9	GET187	9/6
1L4A	17/6	6F6G	9/6	10D1	7/-	33	12/6	B63	EB33	6/9	EL99	5/6	EM4	17/9	MU12/14/48		U403	9/9	GET187	9/6
1L4B	16/10	6F6G	7/6	10D1	17/6	35	12/6	B63	EB33	6/9	EL99	5/6	EM4	17/9	MU12/14/48		U403	9/9	GET187	9/6
1L5	4/-	6F7G	5/-	10F1	10/-	35A5	20/9	CCH35	EB33	6/9	EL99	5/6	EM4	17/9	MU12/14/48		U403	9/9	GET187	9/6
1L5A	4/6	6F8	5/-	10F9	8/9	35L6GT	6/9	CCH35	EB33	6/9	EL99	5/6	EM4	17/9	MU12/14/48		U403	9/9	GET187	9/6
1N5GT	8/6	6F11	17/9	10F18	9/3	35W4	4/9	CL4	EB33	6/9	EL99	5/6	EM4	17/9	MU12/14/48		U403	9/9	GET187	9/6
1P1	6/-	6F12	3/-	10D13	6/3	35Z3	16/2	CL33	EB33	6/9	EL99	5/6	EM4	17/9	MU12/14/48		U403	9/9	GET187	9/6
1P10	4/6	6F13	9/6	10D11	6/3	35Z4GT	6/9	CY6	EB33	6/9	EL99	5/6	EM4	17/9	MU12/14/48		U403	9/9	GET187	9/6
1P11	5/3	6F14	23/3	10F13	9/3	35Z5GT	6/9	CY63	EB33	6/9	EL99	5/6	EM4	17/9	MU12/14/48		U403	9/9	GET187	9/6
1R5	4/-	6F15	9/6	10P14	11/6	36	12/6	CY85	EB33	6/9	EL99	5/6	EM4	17/9	MU12/14/48		U403	9/9	GET187	9/6
1R4	5/-	6F17	12/6	11D3	17/6	39	2/6	CY271	EB33	6/9	EL99	5/6	EM4	17/9	MU12/14/48		U403	9/9	GET187	9/6
1R5	3/6	6F18	13/6	11D5	17/6	408UA	6/9	CY428	EB33	6/9	EL99	5/6	EM4	17/9	MU12/14/48		U403	9/9	GET187	9/6
1R7	29/-	6F23	6/3	11E1	5/-	413TH	10/6	CY16	EB33	6/9	EL99	5/6	EM4	17/9	MU12/14/48		U403	9/9	GET187	9/6
1R4	2/3	6F24	9/6	11E3	17/6	413TH	10/6	CY16	EB33	6/9	EL99	5/6	EM4	17/9	MU12/14/48		U403	9/9	GET187	9/6
1U4	5/6	6F32	3/-	12A5	2/3	42	5/-	CY31	EB33	6/9	EL99	5/6	EM4	17/9	MU12/14/48		U403	9/9	GET187	9/6
1U5	5/3	6F33	3/6	12A8	16/6	43	10/6	D1	EB33	6/9	EL99	5/6	EM4	17/9	MU12/14/48		U403	9/9	GET187	9/6
2A7	12/6	6G6	2/6	12A06	8/4	45	17/6	D15	EB33	6/9	EL99	5/6	EM4	17/9	MU12/14/48		U403	9/9	GET187	9/6
2C28	2/6	6G6	1/6	12A06	8/4	45	17/6	D15	EB33	6/9	EL99	5/6	EM4	17/9	MU12/14/48		U403	9/9	GET187	9/6
2D130	7/-	6G6G	3/-	12A58	8/-	50A5	21/10	D63	EB33	6/9	EL99	5/6	EM4	17/9	MU12/14/48		U403	9/9	GET187	9/6
2D21	6/6	6G6GT	4/3	12A17	5/-	50B5	6/6	D77	EB33	6/9	EL99	5/6	EM4	17/9	MU12/14/48		U403	9/9	GET187	9/6
2P	23/3	6J6	3/-	12A18	10/9	50C5	6/9	DAC32	EB33	6/9	EL99	5/6	EM4	17/9	MU12/14/48		U403	9/9	GET187	9/6
2X3	3/-	6J7G	4/6	12A76	4/6	50C6D	40/9	DAP91	EB33	6/9	EL99	5/6	EM4	17/9	MU12/14/48		U403	9/9	GET187	9/6
3A4	3/6	6J7GT	7/-	12A77	5/6	50L6T	9/3	DAP96	EB33	6/9	EL99	5/6	EM4	17/9	MU12/14/48		U403	9/9	GET187	9/6
3A5	6/9	6J8	12/6	12A06	8/4	52KU	14/6	DC90	EB33	6/9	EL99	5/6	EM4	17/9	MU12/14/48		U403	9/9	GET187	9/6
3B7	5/-	6K6GT	5/6	12A07	4/6	53KU	14/6	DD4	EB33	6/9	EL99	5/6	EM4	17/9	MU12/14/48		U403	9/9	GET187	9/6
3D6	3/9	6K7G	1/3	12A76	6/6	72	6/6	DD41	EB33	6/9	EL99	5/6	EM4	17/9	MU12/14/48		U403	9/9	GET187	9/6
3Q4	5/3	6K7GT	4/3	12A77	4/6	77	6/6	DDT4	EB33	6/9	EL99	5/6	EM4	17/9	MU12/14/48		U403	9/9	GET187	9/6
3B4	4/6	6K8GT	5/6	12A06	8/4	78	6/6	DE256	EB33	6/9	EL99	5/6	EM4	17/9	MU12/14/48		U403	9/9	GET187	9/6
3V4	5/3	6K8GT	5/6	12A06	8/4	78	6/6	DE256	EB33	6/9	EL99	5/6	EM4	17/9	MU12/14/48		U403	9/9	GET187	9/6
4D1	3/9	6L1	10/6	12B1	6/-	83V	8/-	DF21	EB33	6/9	EL99	5/6	EM4	17/9	MU12/14/48		U403	9/9	GET187	9/6
5R4GT	8/6	6L5G	12/6	12E1	16/9	85A2	8/6	DF72	EB33	6/9	EL99	5/6	EM4	17/9	MU12/14/48		U403	9/9	GET187	9/6
5T4	7/-	6L6GT	7/6	12B1	6/-	90A3	8/6	DF91	EB33	6/9	EL99	5/6	EM4	17/9	MU12/14/48		U403	9/9	GET187	9/6
5U4G	4/6	6L7GT	12/6	12J5GT	7/6	90A7	6/6	DF97	EB33	6/9	EL99	5/6	EM4	17/9	MU12/14/48		U403	9/9	GET187	9/6
5V4G	8/-	6L18	10/6	12J7GT	7/6	90C9	42/-	DH30	EB33	6/9	EL99	5/6	EM4	17/9	MU12/14/48		U403	9/9	GET187	9/6
5Y3GT	4/9	6L19	10/6	12K5	10/6	90C9	42/-	DH63	EB33	6/9	EL99	5/6	EM4	17/9	MU12/14/48		U403	9/9	GET187	9/6
5Y4	9/6	6L1D3	6/6	12K7GT	3/6	90C1	16/-	DH76	EB33	6/9	EL99	5/6	EM4	17/9	MU12/14/48		U403	9/9	GET187	9/6
5Z3	6/6	6L1D3	7/6	12K8GT	9/6	150B2	10/6	DI77	EB33	6/9	EL99	5/6	EM4	17/9	MU12/14/48		U403	9/9	GET187	9/6
6A2	7/6	6L20	5/6	12Q7GT	5/6	150C2	4/6	DH81	EB33	6/9	EL99	5/6	EM4	17/9	MU12/14/48		U403	9/9	GET187	9/6
6J30L2	9/-	6N7GT	7/6	12A76GT	9/6	161	13/-	DH101	EB33	6/9	EL99	5/6	EM4	17/9	MU12/14/48		U403	9/9	GET187	9/6
6A6G	8/9	6P1	9/3	128C7	4/-	185BT	84/11	DH107	EB33	6/9	EL99	5/6	EM4	17/9	MU12/14/48		U403	9/9	GET187	9/6
6A9G	5/9	6P25	6/9	12807	3/-	2158G	8/6	DK32	EB33	6/9	EL99	5/6	EM4	17/9	MU12/14/48		U403	9/9	GET187	9/6
6A87	4/-	6P26	9/3	12817	3/-	220B	8/6	DK40	EB33	6/9	EL99	5/6	EM4	17/9	MU12/14/48		U403	9/9	GET187	9/6
6A87	3/6	6P27	1/6	12817	3/-	301	20/-	DK91	EB33	6/9	EL99	5/6	EM4	17/9	MU12/14/48		U403	9/9	GET187	9/6
6A05	2/6	6Q7G	4/6	128K7	3/-	302	10/6	DK92	EB33	6/9	EL99	5/6	EM4	17/9	MU12/14/48		U403	9/9	GET187	9/6
6A07	5/9	6Q7GT	7/9	128K7	3/-	303	15/-	DK96	EB33	6/9	EL99	5/6	EM4	17/9	MU12/14/48		U403	9/9	GET187	9/6
6A5	8/6	6R7G	5/3	128K7	5/-</															

Here's vital time-saving data

to earn money for you!

NEW—12th EDITION OF NEWNES RADIO & TV SERVICING

This is the set you MUST have to beat the frustration and time loss which fritter away your opportunities to earn more. To-day with the vast number of models needing repair and maintenance, more and more difficult repair jobs will crop up. Yet these complicated jobs become so simple when you have the right information at hand. Here, always ready, is your complete library of data—Newnes famous RADIO & TV SERVICING. Nearly 55,000 sets of previous editions have been sold... solid proof of its importance to you—the engineer in Radio and TV. You can use this new edition for a week free.

3,500 PAGES OF REPAIR INFORMATION FOR NEARLY

2,300 Popular Models!

DATA FOR OVER 90 MAKES 1964 BACK TO 1958

Acc, Aerodyne, Ajax, Alba, Argosy, Baird, Beethoven, Berec, B.R.C., B.S.R., Bush, Capitol, Champion, Channel, Collaro, Cossor, Cyldon, Dansette, Decca, Defiant, Doric, Dynatron, E.A.R., Eddystone, Ekco, Elizabethan, Elpico, E.M.I., Emerson, Emisonic, Eumig, Ever Ready, Ferguson, Ferranti, Fidelity, Ford Motor Co., Garrard, G.B.C., G.E.C., Gramdeck, Grundig, H.M.V., Invicta, K-B, Magnavox, Marconiphone, Masteradio, McMichael, Motorola, Ace, Aerodyne, Ajax, Alba, Argosy, Baird, Beethoven, Berec, B.R.C., B.S.R., Bush, Capitol, Champion, Channel, Collaro, Cossor, Cyldon, Dansette, Decca, Defiant, Doric, Dynatron, E.A.R., Eddystone, Ekco, Elizabethan, Elpico, E.M.I., Emerson, Emisonic, Eumig, Ever Ready, Ferguson, Ferranti, Fidelity, Ford Motor Co., Garrard, G.B.C., G.E.C., Gramdeck, Grundig, H.M.V., Invicta, K-B, Magnavox, Marconiphone, Masteradio, McMichael, Motorola, Murphy, National, Newmatic, Pageant, Pam, Perdio, Peto Scott, Philco, Philips, Pilot, Playmate, Portadyne, Portogram, Pye, Pye Telecommunications, Radiomobile, Raymond, Recording Devices, Rediffusion, Regentone, Retra Revelation, R.G.D., Roberts' Radio, Sobell, Sonolor, Sony, Sound, Spencer-West, Standard, Stella, Stereosound, Stuzzi, Thorn, Trans Arena, U.K.W., Ultra, Vidor, Volmar, Walter, Waltham-Standard, Zenith.

- TELEVISION
- RADIO
- RADIOGRAMS
- TAPE RECORDERS
- RECORD REPRODUCERS
- CAR RADIOS

POST COUPON NOW FOR

7 days FREE TRIAL

NO CHARGE FOR CREDIT IF KEPT AFTER FREE TRIAL

To: George Newnes Ltd.,
15-17 Long Acre,
London, W.C.2

Please send Newnes
RADIO & TELEVISION
SERVICING without ob-
ligation to buy. In 8
days I will return it or
post only 16/- deposit,
then 16/- monthly for 20
months, paying £16. 16s.
in all. Cash in 8 days
£16. 16s.

If under 21 your father must fill up coupon.
If married woman your husband must fill it up.

Full Name _____ (Mr., Mrs., Miss)
(BLOCK LETTERS)

Address _____

Occupation _____

Signature _____ (Mr., Mrs., Miss)

Tick ✓ where applicable

The address on left is—

My Property	<input type="checkbox"/>
Rented unfurnished	<input type="checkbox"/>
Parents' Home	<input type="checkbox"/>
Furnished Accom.	<input type="checkbox"/>
Temporary Address	<input type="checkbox"/>

(RV)41/1213

NEARLY 1,200
CIRCUITS

HUNDREDS OF
DIAGRAMS

PACKED WITH
REPAIR HINTS

A Complete
Reference Library
in Six Volumes

Brand new individually checked and guaranteed VALVES

AC/HL 4/6	DL810 8/-	EF91 2/9
AC/PA 6/-	DL819 15/-	EF92 2/9
AC/PEP 8/-	DL820 28/-	EF96 5/1
AL60 5/-	EL148 2/6	EF183 8/4
AL80 5/-	EL1266 5/0	EF184 8/4
ARP3 5/-	EL1415 30/-	EL211 300/-
ARP12 2/6	EL1524 12/0	EL232 6/0
ARP21 7/-	EA60 10/-	EL234 10/-
ARP24 3/6	EA73 7/-	EL36 5/0
ARP34 4/6	EA8C80 5/0	EL38 17/6
ARTP1 3/0	EA91 8/4	EL41 7/-
ATP4 2/3	EA42 8/4	EL42 8/4
ATP7 5/6	EB34 1/8	EL50 8/4
BU7 5/6	EB91 3/0	EL91 8/4
AL63 10/-	EB2C23 6/-	EL93 6/0
BS4 8/-	EB4C41 7/-	EL94 5/0
BS5 20/-	EB5C81 5/0	EL95 8/4
BS84 3/6	EBF80 5/0	EL91 4/6
B2134 16/-	EBF83 7/6	EL95 5/0
BT19 25/-	EBF89 6/0	EM60 6/0
BT35 25/-	EC52 4/6	EM81 7/6
BT45 150/-	EC53 12/6	EM84 6/0
BT83 35/-	EC70 10/-	EM85 9/6
CC3L 2/0	EC90 2/0	EN31 10/-
CL23 9/0	EC91 3/0	ESU208 6/0
CV71 2/0	EC92 5/0	EY51 5/6
CV77 5/0	EC92 5/0	EY6 6/0
CV102 1/-	EC92 5/0	EY6 6/0
CV103 4/6	EC92 5/0	EY6 6/0
CV4014 7/-	EC92 5/0	EY6 6/0
CV4015 10/-	EC92 5/0	EY6 6/0
CV4025 10/-	EC92 5/0	EY6 6/0
CV4046 40/-	EC92 5/0	EY6 6/0
CV51 5/0	EC92 5/0	EY6 6/0
D1 1/6	EC92 5/0	EY6 6/0
D41 8/3	EC92 5/0	EY6 6/0
D61 8/6	EC92 5/0	EY6 6/0
D77 8/3	EC92 5/0	EY6 6/0
DA30 12/6	EC92 5/0	EY6 6/0
DA60 7/6	EC92 5/0	EY6 6/0
DAF96 8/0	EC92 5/0	EY6 6/0
DD41 4/6	EC92 5/0	EY6 6/0
DE15 8/6	EC92 5/0	EY6 6/0
DET20 2/0	EC92 5/0	EY6 6/0
DET25 15/-	EC92 5/0	EY6 6/0
DF73 5/0	EC92 5/0	EY6 6/0
DF91 3/0	EC92 5/0	EY6 6/0
DF92 3/0	EC92 5/0	EY6 6/0
DF96 3/0	EC92 5/0	EY6 6/0
DK92 8/6	EC92 5/0	EY6 6/0
DK96 5/6	EC92 5/0	EY6 6/0
DL92 5/6	EC92 5/0	EY6 6/0
DL93 5/6	EC92 5/0	EY6 6/0
DL94 5/6	EC92 5/0	EY6 6/0
DL96 5/6	EC92 5/0	EY6 6/0

KT68 12/9	RG4/1260	W110 8/-	5X4Q 8/8	6J70 5/-	12AU7 5/-	75 5/8	6080 22/-
KT67 15/6	KT67 15/6	X118 8/-	5Y3Q 4/6	6J7M 8/-	12AX7 7/-	76 5/8	7193 1/8
KT76 8/6	KT76 8/6	X145 8/-	5Y3GT 5/-	6K6GT 5/6	12AY7 10/-	77 5/8	7475 2/-
KTW61 4/6	SL30P 15/-	X66 7/6	5Y3WGTB 6/6	6K7G 2/0	12BA6 6/6	78 5/8	8013A 25/-
KTW63 2/6	SL30 12/6	YF 1/-	5Z4G 6/6	6K7GT 4/6	12BE6 7/6	80 5/8	8020 3/6
KT2 6/-	SP2 8/6	Y63 4/6	5Z4G 6/6	6K8G 3/6	12BH7 7/6	81 5/8	9001 8/-
KT263 5/6	SP41 1/6	Y65 4/6	6AB7 6/6	6K8GT 8/3	12C8 5/6	82 5/8	9002 4/6
LP2 10/-	SP61 1/6	Y66 8/6	6AC7 2/6	6K8M 8/6	12H6 2/4	84 5/8	9003 6/6
L63 5/-	SP210 3/6	Z21 6/6	6A05 2/6	6K12 12/-	12J5GT 2/6	85A2 8/6	9004 2/6
M8100 9/6	STV280/40	Z800U 20/-	6AG7 6/6	6L5G 6/6	12J7GT 6/6	210VPT 2/6	9006 2/6
M8142 12/-	STV100/80/160	Z801U 10/-	6AH6 10/-	6L6 10/-	12K7GT 2/6	7-pin 2/6	
M814 5/6	STV70/80/160	Z802U 10/-	6A7 3/6	6L6G 10/-	12K7GT 2/6	220TH 4/6	
MHLD610 10/-	SU2150A	1A5GT 5/6	6AK5 5/6	6L6GA 7/6	12K8M 10/-	220PA 7/6	G.R. Tubes
ML6 6/-	T1 10/-	1B22 30/-	6AK7 6/6	6L7G 4/6	12K9GT 3/3	230TH 4/6	CV1596
N108 7/6	T41 6/6	1C5GT 6/6	6AL5 3/6	6L3A 4/6	12L7 4/6	230TH 4/6	(O)31 55/-
NE17 8/6	TP22 6/6	1D8GT 6/6	6AL3W 7/6	6L1D20 6/6	12M7 4/6	230TH 4/6	E4504/B16
NGT3 10/-	TP25 15/-	1E7G 7/6	6AM5 2/6	6N7 6/6	12N7 4/6	230TH 4/6	28/-
OR3 7/6	TT11 5/6	1F9 3/6	6AM6 4/6	6N7G 5/6	12N8 4/6	230TH 4/6	3100 25/-
OC3 5/6	TT15 35/-	1G6GT 6/6	6AQ5 7/6	6Q7G 6/6	12N8 4/6	230TH 4/6	350B 8/-
OD3 5/6	TR31 45/-	1L4 2/6	6AQ5W 9/6	6R7 5/6	12N8 4/6	230TH 4/6	350B 8/-
OZ4A 5/6	T2020 4/6	1LLA6 6/6	6AS6 4/6	6R7 5/6	12N8 4/6	230TH 4/6	350B 8/-
PC84 5/6	T230 4/6	1L2B 7/6	6AS6W 9/6	6R7 5/6	12N8 4/6	230TH 4/6	350B 8/-
PC85 7/6	T240 30/-	1LLH 4/6	6AS6W 9/6	6R7 5/6	12N8 4/6	230TH 4/6	350B 8/-
PC88 10/-	U81 30/-	1N21B 4/6	6AT6 3/6	6R7 5/6	12N8 4/6	230TH 4/6	350B 8/-
PC89 6/6	U12/4 8/6	1N43 4/6	6AUE 7/6	6R7 5/6	12N8 4/6	230TH 4/6	350B 8/-
PC82 6/6	U17 5/6	1N70 4/6	6AX4 8/6	6R7 5/6	12N8 4/6	230TH 4/6	350B 8/-
PC84 6/6	U18 5/6	1R4 5/6	6B4G 3/6	6R7 5/6	12N8 4/6	230TH 4/6	350B 8/-
PC81 11/-	U18 5/6	1R4 5/6	6B4G 3/6	6R7 5/6	12N8 4/6	230TH 4/6	350B 8/-
PC82 6/6	U27 8/6	1R4 5/6	6B4G 3/6	6R7 5/6	12N8 4/6	230TH 4/6	350B 8/-
PC83 8/3	U32 2/6	1R5 4/6	6B4G 3/6	6R7 5/6	12N8 4/6	230TH 4/6	350B 8/-
PC84 7/6	U32 2/6	1R5 4/6	6B4G 3/6	6R7 5/6	12N8 4/6	230TH 4/6	350B 8/-
PC85 8/3	U32 2/6	1R5 4/6	6B4G 3/6	6R7 5/6	12N8 4/6	230TH 4/6	350B 8/-
PC86 8/3	U32 2/6	1R5 4/6	6B4G 3/6	6R7 5/6	12N8 4/6	230TH 4/6	350B 8/-
PC87 8/3	U32 2/6	1R5 4/6	6B4G 3/6	6R7 5/6	12N8 4/6	230TH 4/6	350B 8/-
PC88 8/3	U32 2/6	1R5 4/6	6B4G 3/6	6R7 5/6	12N8 4/6	230TH 4/6	350B 8/-
PC89 8/3	U32 2/6	1R5 4/6	6B4G 3/6	6R7 5/6	12N8 4/6	230TH 4/6	350B 8/-
PC90 8/3	U32 2/6	1R5 4/6	6B4G 3/6	6R7 5/6	12N8 4/6	230TH 4/6	350B 8/-
PC91 8/3	U32 2/6	1R5 4/6	6B4G 3/6	6R7 5/6	12N8 4/6	230TH 4/6	350B 8/-
PC92 8/3	U32 2/6	1R5 4/6	6B4G 3/6	6R7 5/6	12N8 4/6	230TH 4/6	350B 8/-
PC93 8/3	U32 2/6	1R5 4/6	6B4G 3/6	6R7 5/6	12N8 4/6	230TH 4/6	350B 8/-
PC94 8/3	U32 2/6	1R5 4/6	6B4G 3/6	6R7 5/6	12N8 4/6	230TH 4/6	350B 8/-
PC95 8/3	U32 2/6	1R5 4/6	6B4G 3/6	6R7 5/6	12N8 4/6	230TH 4/6	350B 8/-
PC96 8/3	U32 2/6	1R5 4/6	6B4G 3/6	6R7 5/6	12N8 4/6	230TH 4/6	350B 8/-
PC97 8/3	U32 2/6	1R5 4/6	6B4G 3/6	6R7 5/6	12N8 4/6	230TH 4/6	350B 8/-
PC98 8/3	U32 2/6	1R5 4/6	6B4G 3/6	6R7 5/6	12N8 4/6	230TH 4/6	350B 8/-
PC99 8/3	U32 2/6	1R5 4/6	6B4G 3/6	6R7 5/6	12N8 4/6	230TH 4/6	350B 8/-
PC100 8/3	U32 2/6	1R5 4/6	6B4G 3/6	6R7 5/6	12N8 4/6	230TH 4/6	350B 8/-

MANY OTHERS IN STOCK include Cathode Ray Tubes and Special Valves. All U.K. orders below £1, P. & P. 1/-; over £1, 2/-; over £3, P. & P. free. C.O.D. 2/6 extra. Overseas Postage extra at cost.

MARCONI COMMUNICATION RECEIVERS CR.150 Frequency coverage 2-60 Mc/s in 5 bands. 20 lfs 1st 1,600 kc/s, 2nd 463 kc/s. Image signal protecting over 40 dB up to 30 Mc/s and 20-40 dB from 30-60 Mc/s. Self-checking calibration (built in calibrator). Stabilisation of supply and temperature compensation. Electrical and mechanical indicator Bandpass from 100 c/s to 10 kc/s bandspread. Metering and visual tuning in 5 stages. Acoustic filter associated with 100 c/s. Bandpass position for CW reception. Facilities for diversity reception. Excellent checked condition. £49. Mains P.S.U. by P.C. Radio £4.10.0. Carriage 30/-.

CR.150/2. Frequency coverage 1.5-22 Mc/s in 4 bands, all other features as in CR.150 Price £35. Carriage 30/-.

P.C. RADIO'S mains P.S.U. for above, 90/-.

CHR HIGH RESISTANCE HEADPHONES. New, 14/-, P. & P. 1/6.

WIDE RANGE MULLARD VALVE VOLT METER TYPE E 7555/2. 100mV-500V D.C. or A.C. peak from 35c to 5mc, additional range 500v to 15kc D.C. or peak A.C. Frequency response with probe is lever from 35c to 100mc. Power supply 110/245V A.C. Price £25. Carriage £1.


SEALED-HI-SPEED SIEMENS RELAYS 1700 x 1700 ohms 15/-, P. & P. 1/6.

STABILISED POWER SUPPLY UNIT TYPE R.2001 (EDISWAN) with 2 independent outputs.

- 0-100v. 50mA metered and regulated by coarse and fine adjustments.
- 250v. Bias as 5mA.

Stability 0.02%. Price £18.

WELL PROVEN RELIABLE COMMUNICATION RECEIVER P.C.R.2



C.O.D. 2/6 extra. Overseas postage extra at cost. (Made by Pye). 120 kc/s-350 kc/s. 525 kc/s-1600 kc/s. 6 Mc/s-22 Mc/s. Overall sensitivity 1-2µV. S/Noise ratio 10 db at 6µV. Circuit incorporates an RF stage, two I.F. stages, tone control, A.V.C. antenna trimmer. 6V6 output. Set in fully working condition together with headphones and speaker plug. £7.12.6. Carriage 15/-.

Ditto but with built-in power supply for 210-250V. A.C. £9.19.6. Carriage 15/-.

EVERSHED MEGGER CIRCUIT TESTER. 2 ranges 0 to 1,000Ω, 100Ω to 200,000Ω. With test leads, leather carrying case. Tested £4.19.6. P. & P. 3/6.

P.C. RADIO LTD
170 GOLDHAWK ROAD, W.12
Shepherd's Bush 4946
Open 9-5.30 p.m. Thursday 9-1 p.m.

PANEL METERS (round)

0-50 microamps	2 1/2"	D.C.**	40/-
0-100 microamps	2 1/2"	D.C.**	35/-
0-100 microamps	2 1/2"	A.C.	30/-
0-200 microamps	2 1/2"	D.C.	32/6
0-500 microamps	2 1/2"	D.C.	30/-
0-500 microamps	3 1/2"	D.C.	37/6
0-1 mA*	2 1/2"	D.C.	19/6
0-1 mA	3"	D.C.	35/-
0-1 mA	3"	D.C.**	35/-
0-5 mA	3"	D.C.	45/-
0-100 mA	3 1/2"	A.C.	22/6
150-0, 1,500 mA	3 1/2"	D.C.	29/-
0-500 mV	3 1/2"	D.C.	32/6
0-5 V	3 1/2"	A.C.	22/6
0-15 V	2 1/2"	A.C.	17/6
0-50 V	2 1/2"	D.C.	28/-
0-150 V	2 1/2"	A.C.	24/-
0-100 V (shunt)	2 1/2"	D.C.	20/-
0-500 V	2 1/2"	D.C.	63/-

*"Weston", as usually used in H.R.O. as "S" meter. **Projection type

STABILISED POWER SUPPLY UNIT TYPE 1280 (EDISWAN) with 5 independent outputs.

- 0-300v. 150mA metered and regulated
- 0-300v. 75mA metered and regulated
- 200v. 25mA bias voltage
- 6.3v. AC CT 4 amps.
- 6.3v. AC CT 4 amps.

Stability 0.02%. Price £48.

STABILISED POWER SUPPLY UNIT TYPE R.1095 (EDISWAN) with 2 independent outputs.

- DC 120-250v. 50mA metered and regulated
- AC 6.3v. CT 3 amps.

Stability 0.02%. Price £18.

www.americanradiohistory.com

FOR PEAK PERFORMANCE AT LOW COST—

PICK CODAR

AMATEUR RADIO EQUIPMENT



Advanced design and craftsmanship plus an unequalled reputation proved by the many hundreds of testimonials received from CODAR users is your guarantee of complete satisfaction. Only the best is good enough for CODAR—Mullard, Brimar, Jackson, Denco, Electronics, Thorn, A.E.I., are just some of the famous names built into CODAR equipment. CODAR-KITS are supplied with clear pictorial diagrams and easy to follow instructions—no technical knowledge or special tools are required for complete success. Build your Short Wave Station with CODAR-KITS and enjoy peak performance and world wide reception previously possible only from much more expensive equipment.

For illustrated leaflets giving fullest details send 6d. in stamps.

CODAR R.F. PRE-SELECTOR. Will considerably improve the performance of any superhet receiver. "Results are amazing." "Well worth the money." **MODEL P.R.30.** Uses EF183 Frame Grid tuned R.F. Amplifier and provides up to 20dB gain plus substantial image rejection, improved signal/noise ratio and selectivity. Selector switch for either dipole or single wire antenna. Power requirements 180-250 volts 12 M/A H.T. 6.3 volts, 3 amp L.T. Size 8 1/2 in. x 5 in. x 4 in. Ready built, complete with cables, plugs and instructions. £4.19.6. Carr. 3/-. **MODEL P.R.30X.** Self powered version for 200-250V. A.C. and also provides 25 M/A at 200V. H.T. and 6.3V. 1 amp L.T. for other accessories. £7.4.0. Carr. 3/-.

CODAR "Q" MULTIPLIER MODEL R.Q.10. For use with any superhet receiver with an I.F. between 450 and 470 Kc/s. Provides considerable increase in selectivity for either speaking or rejecting a signal on AM, CW or SSB. Both PEAK and NULL functions tunable over receiver, L.F. passband, B.F.O. facility included. Size 8 1/2 in. x 5 in. x 4 in. Power requirements 180-250V. H.T. at 5 M/A 6.3V. 3 amp L.T. Ready built complete with cables, plugs and instructions. £6.15.0. Carr. 3/-. **MODEL R.Q.10X.** Self powered version for 200-250V. A.C. and also provides 25 M/A at 200V. H.T. and 6.3V. 1 amp L.T. for other accessories. £8.8.0. Carr. 3/-.

CODAR A.T.5. 12 WATT 2 BAND TRANSMITTER. The newest, most compact transmitter for fixed or mobile use on 160/80 metres. "The tiny TX with the BIG voice." Size only 8 1/2 in. x 5 in. x 4 in. (Base area is less than two-thirds of this page!) High stability new type calibrated VFO. 1.8-2.0 Mc/s and 3.5-3.8 Mc/s (up to 4 Mc/s export). Air-spaced CODAR-QOIL Pi-net output, P.A. Plate current meter plus neon indicator. Plate/screen modulator. AM/CW switch and Panel key jack. Plug changeover for 6 or 12 volts heater supply. Ready built £16.10.0. Carr. 4/-. **A.T.5 POWER SUPPLY UNITS.** Type 250/S. For 200/250 V. A.C. with Stand by/Net/Transmit and aerial changeover switching, stabilised V.F.O. supply, neon standby/transmit indicator £8.0.0. Carr. 5/-. Type 12/MS 12V. Transistor power supply unit now available. (H.P. Terms available).

CODAR-KIT MINI-CLIPPER—OUR FAMOUS SHORT-WAVE RECEIVER
★ Can be built in one evening ready to switch on and bring the World to your fingertips at very low cost. ★ Supplied complete with valve, one coil 25-75 metres and 4 page instruction manual. PRICE 39/6. Carr. 2/6. Extra coils 4/9 each. Instruction Manual only 2/- (credited on order). Electrical Bandsread available. Provision to add 2 transistor amplifier.

CODAR-KIT CR45 MAINS T.R.F. SHORT-WAVE RECEIVER. World wide reception—North and South America, Russia, India, Australia, Far East, Amateurs, Shipping, etc. ★ Separate electrical bandsread. ★ 3 slow motion vernier drives. ★ Low loss polystyrene plug-in coils, factory aligned. ★ Dials calibrated in frequencies and degrees. ★ Power output 3 watts for 25 ohm speaker. ★ Valve line-up: ECC81, EL84, EZ80. **CODAR-KIT CR45** complete with valves, 3 coils (10-28, 25-75, 60-176 metres) and 11 page instruction manual (LESS Cabinet). £27.5.0. Carr. 4/6. **CR45 CABINET.** 12 in. x 5 1/2 in. x 7 in with sliding door for easy coil changing. 35/-. Extra coils 4/9 each. Instruction manual only 4/- (credited on order). (Can now be supplied ready built—price on request). (H.P. terms available.)

CODAR-KIT CR 66 COMMUNICATION RECEIVER. The finest superhet kit ever offered. ★ Covers 540 Kc/s—30 Mc/s in 4 bands. ★ Separate electrical bandsread. ★ Factory aligned Coil unit and I.F. Transformers. ★ Regenerative I.F. stage for maximum gain and B.F.O. for C.W. reception. ★ Power output 3 watts for 25 ohm speaker.

★ Panel controls: Aerial Trimmer, A.V.C., Standby Bandswitch, A.F. Gain, I.F. Gain, B.F.O., etc. ★ Valve line up: ECC81, EBF89, ECC81, EL84, EZ80, EM84. ★ Size 16 in. x 6 1/2 in. x 8 1/2 in. **CODAR-KIT CR 66.** Complete with 17 page instruction manual, £19.15.0 (Ready-built £23.0.0) CR 66 "S" Meter Model Kit £22.0.0 (Ready-built £25.0.0). Carr. 7/6 extra on all models (H.P. terms available). Instruction Manual only. 7/6 (credited on order).

CODAR COILS AIR-SPACED INDUCTORS. A complete range of low loss air-spaced inductors developed by CODAR. Over 40 different sizes from 1 in. to 3 in. diameter suitable for all types of circuit application including V.F.O. P.A. Tank, Pi-network, A.T.U., aerial loading, etc. Full data and prices on request.

CODAR RADIO COMPANY

G3IRE G3HGO

BANK HOUSE SOUTHWICK SQUARE,
Southwick Sussex. Tel. 110

Canada: Codar Radio of Canada, Twedd, Ontario.

PRACTICAL WIRELESS

APRIL 1965
VOL 40 NO 698

ONE STEP AHEAD

THE transistor marches triumphantly on! There are still areas of application more suited to the use of thermionic valves, some of which must remain exclusively "valved" at least within the foreseeable future, but with new techniques, better materials, and improved performance, the family tree of semiconductors continues to flourish.

A mere nursery of devices has developed into a veritable forest during the past decade. One by one, the bastions of valved equipment have fallen to the persistent onslaught of the rapidly evolving semiconductor. We do not agree that, at the moment, transistors are *always* better or desirable, but it would be foolish to ignore the fact that they are still gaining ground and will continue to do so.

One stronghold of the valve is the television receiver, but even here the transistor is beginning to infiltrate. Tuners using transistors are a definite improvement and one or two sets using transistors throughout have appeared. The signs are ominous for the valve.

We have been keeping an eye on the situation. More than that, we have been quietly active. The result? A transistor TV receiver for the home constructor! Anyone at all interested in transistor circuitry cannot afford to be left behind by missing the details of this first-ever design for the amateur.

You can read all about it in this month's issue of *Practical Television*. And even if you have no intention of building the set, you will want to know what makes it tick. There is no commercial set yet available using transistors and a 14in. wide angle picture tube. Make sure you get with it—by ordering a copy of the April *Practical Television* now!

CONTENTS

Round the World of Wireless

Fidelity F.M. Tuner

The Ionophone Loudspeaker

Cabinet and Chassis Techniques—Part 3

Single Side Band Reception for the RI155

Combating Instability

On the Short Waves

Keyed Audio Oscillator—Part 2

Hiding the Loudspeaker

Building a Transistor Solo Organ

Practically Wireless

More about the "Ten-Five"

Trade News

Photo-electric Auto-stop

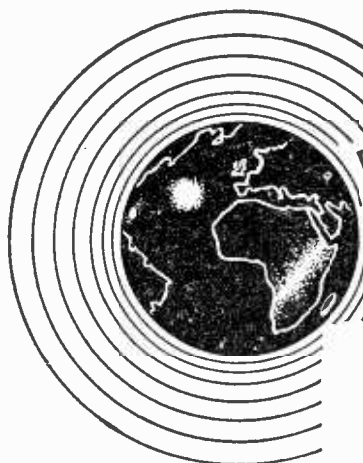
Club News

Preparing for the R.A.E.—Part 6

Letters

	page
	1134
by W. Groome	1136
by A. E. Folkus, B.Sc.(Eng.), M.I.E.E.	1141
by F. L. Thurston	1144
by J. M. McKinney, Grad.I.E.R.E.	1148
by J. D. Benson	1149
	1152
by M. L. Michaelis	1156
by G. R. Fletcher	1160
by G. W. Hardy	1162
	1169
by A. S. Carpenter, G8ABG	1173
	1178
by D. T. A. Jack	1181
	1182
by Brian Robinson	1185
	1193

All correspondence intended for the Editor should be addressed to: The Editor, "Practical Wireless", George Newnes Ltd., Tower House, Southampton Street, London, W.C.2. Phone: TEMple Bar 4363. Telegrams: Newnes Rand London. Subscription rates, including postage: 29s. per year to any part of the world. © George Newnes Ltd., 1965. Copyright in all drawings, photographs and articles published in "Practical Wireless" is specifically reserved throughout the countries signatory to the Berne Convention and the U.S.A. Reproductions or imitations of any of these are therefore expressly forbidden.



**NEWS AT HOME
AND ABROAD**

ROUND THE WORLD of WIRELESS

Radio Show Successor—The '65 Show

THE National Television and Radio Show has gone for ever it seems, and in its place comes "The '65 Show", or to give it its full title, "The '65 international television radio recordplayer disc taperecorder stereo hi-fi and musical instrument Show".

The organisers of the Show—Industrial and Trade Fairs Ltd.—plan a new "look" for the show as well as a new title. Emphasis this year will be on attracting the public, who will be admitted

during all the open hours. (Last year at the National Radio Show public admittance was restricted to allow the trade time to entertain dealers in a relatively deserted Earls Court.) The one aspect of the show that has remained the same is its venue, Earls Court Exhibition Hall, London.

The dates of the show are August 25th to September 4th and the doors will be open from 10 a.m. to 10 p.m. each day except Sunday.

Perhaps the most noticeable change in the show—after the new name—will be the participation of manufacturers from abroad (see Round The World of Wireless, February issue). This innovation is expected to add fresh interest to the Show and make it one of the leading show-places for the world's radio and television industry.

The 1965 P.W. Film Show

FRIDAY, February 5th was the occasion of the 1965 PRACTICAL WIRELESS and PRACTICAL TELEVISION Film Show.

Once again this year the show was well attended by readers from all parts of the country. Many in the audience had been coming to the show for years, but there were also plenty of new readers attending for the first time.

The show is held every year at the Caxton Hall, Westminster, London, in collaboration with Mullard Ltd., and readers of PRACTICAL WIRELESS are invited to attend free.

Because of ill health, the Editor of PRACTICAL WIRELESS, Mr W. N. Stevens, was unable to take the chair at the show, and his place was taken by the Assistant Editor Mr. L. E. Howes. After his address of welcome, Mr. Howes introduced Mr. A. T. Collins, the Managing Editor, and Mr. I. Nicholson (see photograph) of Mullard, the speaker for the evening.

Mr. Nicholson then introduced the first film, which was entitled "The Electromagnet Waves". After this, a short talk with film and slide accompaniment dealt with some recent cathode ray tube developments.

An interval of 25 minutes followed when there were refreshments for the audience.



Mr. I. Nicholson of Mullard Ltd., who was the speaker at this year's Film Show.

In the second half of the programme Mr. Nicholson gave a talk on "Current Topics and Present Trends" and had on display a number of new Mullard devices which fall into the micro-miniature class.

The evening ended with a question and answer session during which Mr. Nicholson replied to questions put by the audience.

NEW SCOTTISH V.H.F. RELAY STATION

THE BBC's new television and v.h.f. sound relay station which has been built near Grantown-on-Spey, Morayshire, was recently brought into service.

This new transmitting station will transmit the BBC-1 television programme and the three v.h.f. sound programmes. On v.h.f. horizontal polarisation will be used with the following frequencies: Scottish Home Service 94.2Mc/s; Light Programme 89.8Mc/s and Third Network 92.0Mc/s.

CARIBBEAN AND CHINA SEA CABLES

THE huge communications project for a large group of islands in the Caribbean announced by Cable and Wireless (West Indies) Ltd. last year, has been revised to take a link on to Bermuda. The new plans also provide for the re-routing of the tropospheric scatter links from Antigua to Tortola instead of St. Thomas.

The 900 nautical mile link from Tortola to Bermuda will be an 80-channel submarine telephone cable to be laid by the

Cable and Wireless C.S. Mercury.

The revision of the scheme has put back the completion date some months and has added another £1.4 million to the estimated total cost of the project.

Originally it was planned to connect the Caribbean system to the United States by way of the 128-channel St. Thomas-Florida submarine telephone cable. Now that the terminal station will be sited on Tortola, a line-of-sight radio link will be introduced to span the 15 miles which separates


this island and St. Thomas.

As work proceeds in the Caribbean, Cable and Wireless Ltd. in the Far East look forward to the opening of the Malaysia-Hong Kong section of the South East Asia Commonwealth telephone cable (SEACOM). The completion of SEACOM will be sometime in 1966, when a cable has been laid to link Hong Kong with Australia. At this time, the total length of submarine telephone cable in the SEACOM network will be some 6,500 miles.

Daylight Radar Display for Hong Kong Airport

This photograph is of Kai-Tak airport runway which extends far out into Hong Kong harbour. In the foreground is the aerial head of a Marconi 50 cm radar which provides information for recently ordered radar displays.

An important advantage of the new Marconi radar displays, which have also been ordered for Jersey airport, is that they present an accurate display in broad daylight. Aircraft positions within 10 miles of the runways during landing and take-off procedures are clearly visible under all lighting conditions, which is an important consideration in the "glasshouse" roof-top control towers of airfields where the ambient light level is very high.



World Politics Lead to Breakdown of African Radio Conference

AFTER only four days of discussion, the African L.F./M.F.

Broadcasting Conference, organised in Geneva by the International Telecommunication Union, collapsed and was abandoned.

The Conference—the first at which newly admitted African nations were represented in sufficient numbers to out-vote the nations of Western Europe—had been arranged to draw up an African Broadcasting Plan; an African equivalent to the European Broadcasting Plan. However, the inaugural session saw the beginning of the end of the Conference, when the Algerian delegation proposed that the delegations of Portugal and South Africa be expelled from the Conference. The consensus of opinion of the African and East European countries was behind the Algerian proposal and despite a challenge from the United Kingdom delegate that the question was outside the competence of the Conference, the proposal was upheld in vote.

The Portuguese and South African delegations refused to acknowledge the ruling that banned them from the Conference and continued to attend. This eventually led to the walk out of many African delegations and thence to the breakdown of the Conference.

Equipment for S.H.A.P.E.

SUPREME Headquarters Allied Powers Europe (SHAPE) has selected Marconi transportable microwave link equipment for an Allied Command Europe (ACE), communications system requirement.


Marconi Italiana of Genoa, a subsidiary of The Marconi Company, will supply all the necessary equipment for a number of complete terminal and repeater stations providing either a single long-distance radio link or a number of independent medium-distance links.

The heart of this microwave system is a super-high-frequency, 300-channel, radio link transmitter/receiver; a number of which have been ordered together with a full range of ancillary equipment.



Distortionless reception of f.m. broadcasts with a "pulse-counter" discriminator associated with RC-coupled i.f. stages in a tuner of remarkable simplicity.

by W. Groome



FIDELITY F.M. TUNER

WITH PULSE COUNTER DISCRIMINATOR

IT is, of course, a mistake to assume that all v.h.f. is hi-fi. This seems to have been realised by those readers who requested details of the relatively unknown f.m. discriminator mentioned in my article in the October 1963 issue of PRACTICAL WIRELESS—a circuit that appears to be more suitable for quality reception than the conventional discriminators, which can produce as much as two or three per cent distortion.

This article has been unavoidably delayed both by other work and by the experiments needed in selecting from many possible variations the arrangements now given. There has been little or no commercial interest in the system but for the home constructor it offers uncomplicated circuitry, an astonishing absence of alignment work, and a standard of fidelity not available to most other listeners.

For an understanding of the system it must be recalled that the f.m. carrier is swung about the central frequency by the modulation. For example, at 100% modulation by a 50 c/s a.f. tone the carrier swings 75 kc/s each way fifty times per second. Therefore the number of carrier cycles reaching the receiver aerial changes from rapid to (relatively) slow fifty times per second. If the cycles could be made to set up voltages dependant only upon their rate of arrival in a given small period of time these voltages would rise and fall in a replica of the modulation wave-form.

To be accurately additive in a "counter" circuit the cycles must be identical in amplitude and duration at all frequencies. Sine waves are unsuitable because their widths vary with frequency, so it is necessary to convert the signal cycles into pulses which can be of fixed small duration. The conversion, at intermediate frequency, is not difficult. A method described by M. G. Scroggie, B.Sc., M.I.E.E. uses a pentode working with a fairly low anode voltage, over-driven by the i.f. sine-waves at its grid. In Fig. 1 the final valve (V5) and the simple network following it combine the functions of limiter and pulse-forming valve, discriminator, and de-emphasis network. Compare its simplicity

with the corresponding circuitry of conventional receivers and note particularly the absence of the usual transformer which presents the formidable problem of alignment. Formidable indeed in the absence of professional gear, especially as audio quality is absolutely dependant, in conventional circuits, upon very accurate alignment.

When a valve is cut off the disappearance of current in a resistive load enables the anode voltage to rise sharply towards the full h.t. voltage. In the case of V5 (Fig. 1) the rise is modified by the capacitor C24; it is steep at first and then continues to rise exponentially. Beyond C24 the same initial sharp rise occurs but the exponential change is in the direction of decay. Here, then, the wave form is a spike having a steep, straight leading edge and a curved trailing edge. The pulses are substantially uniform in area and only the rate of repetition varies. The crystal diodes eliminate unwanted negative-going pulses and pass positive-going ones to the pulse-counter. This is merely a smoothing network in which the pulses lose their separate identities as they build up a.f. voltages additively.

The circuit necessitates some rather surprising departures from conventional practice in earlier stages but these, so far as construction and alignment are concerned, amount to welcome simplifications. As each pulse must be formed complete within a period rather less than the half cycle of i.f. signal during which V5 is cut off we must choose an intermediate frequency that allows sufficient time. For the circuit shown it must be centred at about 150 kc/s, which is indeed very low, but practicable.

Allowing for maximum deviation of 75 kc/s each way at full modulation and 25 kc/s for drift we can have a 200 kc/s bandwidth from 50 to 250 kc/s, and be safely clear of the highest audio frequency and of any switching tone likely to be included in future stereo transmissions. A higher i.f. and wider band are possible with a multi-stage limiter but for the present we shall concentrate on driving the economical single pentode.

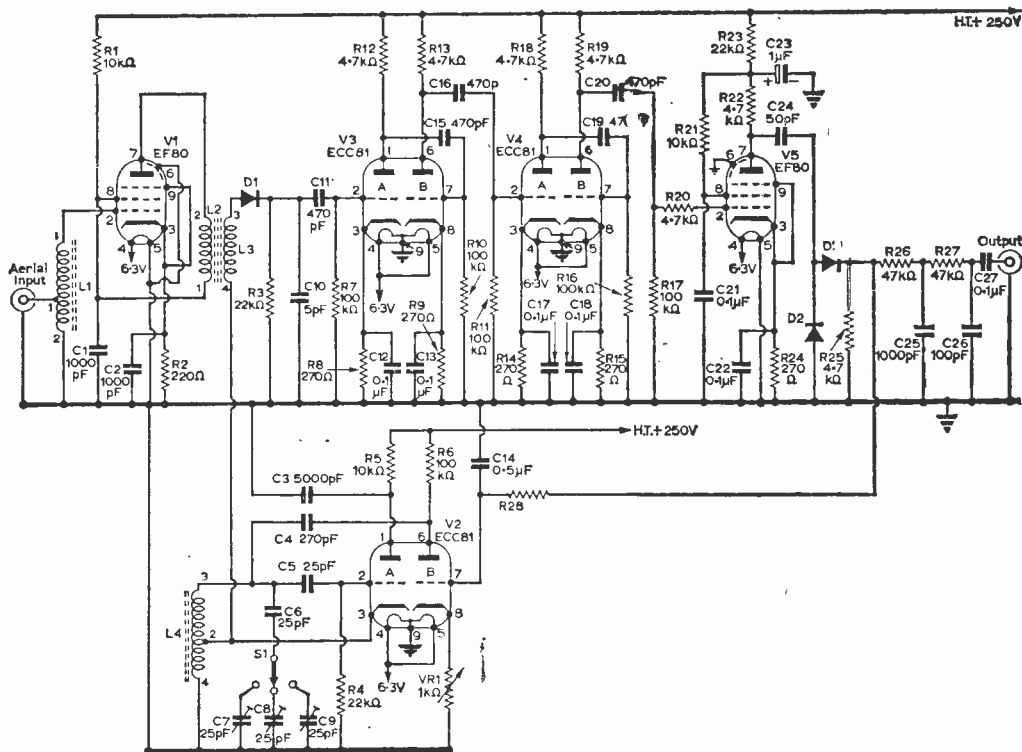
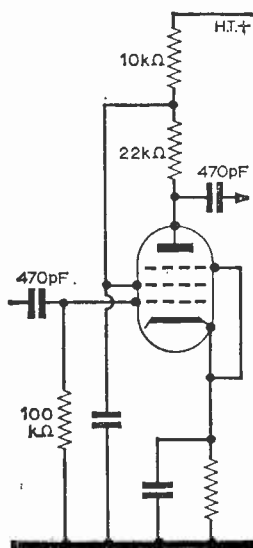


Fig. 1: The circuit of the tuner which incorporates a pulse counter discriminator and RC-coupled i.f. stages.



For wide-band amplification at kilocycle frequencies r.c. coupled i.f. stages are as good as heavily damped tuned circuits and permit the simple and cheap arrangement shown in Fig. 1 (V3, V4). The saving of the cost of i.f. transformers justifies the use of two double triodes in a four-stage amplifier that provides enough gain for any reasonable reception area. Valve for valve, double triodes give more gain than single pentodes

Fig. 2: An alternative pentode i.f. stage.

(and for about the same number of components) but for those who would like to try EF80 valves the circuit of one stage is shown in Fig. 2.

Moving towards the front end there is the question of frequency conversion for an i.f. of 150 kc/s., which represents a difference between signal and oscillator frequencies of less than one-fifth of one per cent, too slight for reliable operation. The oscillator can, however, be run at half or one-third of the required frequency and still provide that frequency as a harmonic that will be immune from pulling or any other unwanted influence by the signal. Another method would be to adopt the double-superheterodyne principle to achieve conversion in two reasonable operations, but the complex circuit would bring back the alignment problem.

Harmonic operation is used in Fig. 1. For a range extending approximately from 88 to 96 Mc/s the fundamental frequency ranges are 44 to 48 Mc/s for second harmonic and 29 to 32 Mc/s for third harmonic. The former must be strictly avoided in areas served by channel 1 and channel 2 television, where third harmonic is preferable, but should be used in all other areas. In all superhets oscillator radiation has to be suppressed by suitable canning and screening and by using a buffer r.f. stage to prevent energy reaching the aerial (for which purpose a pentode as used in this

tuner is more effective than a triode). The final precaution is to choose an oscillator range clear of frequencies in local use, hence the alternatives given above. Details of oscillator coils for both second and third harmonic generation are given in Table 1.

In Fig. 1 a modified Hartley oscillator V2a and a simple crystal mixer work sweetly with the unconventional combination of low i.f. harmonic mixing and resistive mixer load, and it is not intended to suggest any alternative to this cheap and reliable arrangement. The spare triode V2b provides a.f.c. and receives its control voltage from the discriminator network, VR1 being set to establish the reference voltage.

As the aerial and r.f. anode circuits tune broadly enough to cover the entire band only the oscillator is varied for station selection, and with only three programmes available in any area it is convenient to use pre-set capacitors selected by a ceramic three-way switch. However, if some extra gain is really needed or the r.f. tuning is not as broad as required L3 can be tuned by small pre-set capacitors switched between anode and the junction of R1 and C1 using separate contacts on S1 or ganged switches. Care would have to be taken to avoid long connections that could upset the tuning and possibly lead to instability.

Details of all coils are given in Table 1. Those for the aerial and r.f. anode circuits are conventional and it is likely that ready-made components suitable for a pentode can be used. However, I have not tried any specific make. The oscillator coil (L4) will probably have to be made in any case, but it is an easy one to wind and adjust. As the aerial is connected to the chassis both directly and via the tapped coil (L1) the tuner is intended for use only with a.c. equipment powered by a double-wound mains transformer, as is usual with good quality audio apparatus.

For "elbow room" during experimental work the chassis shown in the photograph was made rather large; a suitable size would be about 10in. x 4in. The depth is determined by the size of the switch fitted below the deck for screening. The front end wiring must conform with good v.h.f. practice—small components, short and rigid connections, single-point stage earthing, valveholders of good v.h.f. quality. Conditions are far less stringent in the remaining stages provided the components and wires are well positioned to avoid stray capacitance.

"Alignment" with this circuit is simply a matter of locating the three programmes with the

oscillator capacitors C7, C8, C9 and then adjusting the aerial and r.f. anode coils for optimum results, staggering them if necessary. Have a television receiver tuned to the BBC during this work and if it indicates interference you will know you are using the wrong oscillator fundamental frequency, either through using the oscillator coil not intended for your area or through serious error in other components.

The three programmes should be tuned in when the dust core is screwed at least half way into the coil; if the inductance cannot be reduced sufficiently by unscrewing it remove one turn from the grid end of the coil. The tap will not require adjustment generally. It is possible that some such adjustment might be necessary with the third harmonic coil to be used in channel 1 or 2 areas. As I live in a channel 4 area my tests have necessarily been confined to the second harmonic inductor.

Each programme appears at two settings (signal plus i.f. and signal minus i.f.) because of the low intermediate frequency; the correct point is, of course, that which is corrected by a.f.c. and not driven off by it. VR1 is adjustable to set the reference voltage for a.f.c. Very sharp r.f. tuning suggests positive feedback; check screening and decoupling.

Background noise with a weak signal disappears as tuning brings the amplitude above limiting level. As with all f.m. receivers serious mistuning brings a.f. distortion. If the full bandwidth is achieved tuning is not critical and the unit is tolerant of reasonable drift provided the oscillator components are reliable, firmly anchored and not exposed to heat. The coil turns may be doped lightly to prevent movement and C6 should be of the negative temperature co-efficient type.

For good limiting the h.t. voltage to V5 should be fairly low and the purpose of R23 is to drop it to a suitable value. In some units it may be

TABLE 1 COIL DATA

Coil	No. of Turns	Spaced To Length	swg	Insulation	Details	Base ref.
L1	3½	½in.	18	Bare	Tap 1 turn from earth end	1—Tap 2—Earth 3—Blank 4—Grid
L2	3½	—	26	DSC	Close bi-filar windings	1 & 2—primary
L3	3½	—	26	DSC		3 & 4 secondary
L4	13	¾in.	22	Enam.	Tap 4 turns from earth end	1—Blank 2—Tap 3—C4, C5, C6. 4—Earth
L5	10	⅝in.	22	Enam.	Tap 3 turns from earth end	As above

NOTE.—The 13-turn oscillator coil L4 is for channel 1 and channel 2 areas only; the 10-turn coil is for all other areas.

necessary to reduce the value of this resistor. Avoid increasing the i.f. anode loads for higher gain because this will reduce the bandwidth. So too will positive feedback. This has not been evident in experimental units, but if necessary R12 and R13 could together be decoupled from the h.t. line by a 2.2k Ω resistor and 0.1 μ F capacitor. The main limit to bandwidth is the speed with which V5 can produce pulses and this can be improved to some extent by reducing C24, provided a reduction in output can be tolerated.

Faster action can be achieved by passing the i.f. signal through a separate limiter before applying it to the pulse-forming valve as a partly squared wave capable of snapping it to cut-off at the very commencement of the operative half-cycle, avoiding the delay caused by the gradual slope of a sine wave. Retaining the final valve and counter circuit of Fig. 1, a cathode-coupled limiter has been added, as shown in Fig. 3, which makes tuning uncritical and a.f.c. unnecessary. This releases V2a for other use, such as an extra i.f. stage, an a.f. voltage amplifier or a cathode follower. In a really good reception area this might enable the two i.f. stages shown as V4 to be eliminated, leaving V2a, V3a and V3b to form a three-stage amplifier. As a matter of interest, and an indication that the pulse-counter discriminator is by no means a recent idea, it may be mentioned that an American design published about ten years ago used three

cathode-coupled limiters to permit a 500kc/s i.f. easy tuning and a very high capture ratio to cope with the adverse conditions of mobile reception.

Constructional Details

The photograph of the f.m. tuner on this month's front cover shows the original prototype design and the tuner underwent a number of minor changes whilst the author endeavoured to arrive at a circuit arrangement suitable for this article.

The lay-out of the i.f. and discriminator stages is in no way critical because the i.f. frequency is so

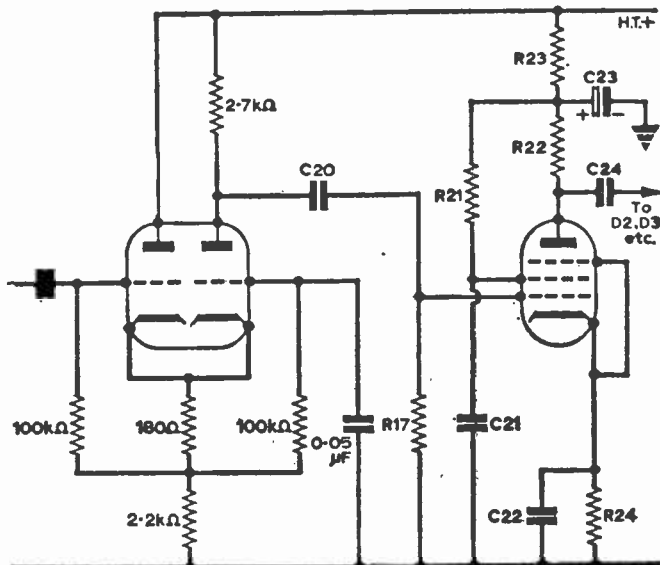


Fig. 3: Modification to include a separate limiter stage. The final valve and circuitry remain as in Fig. 1.

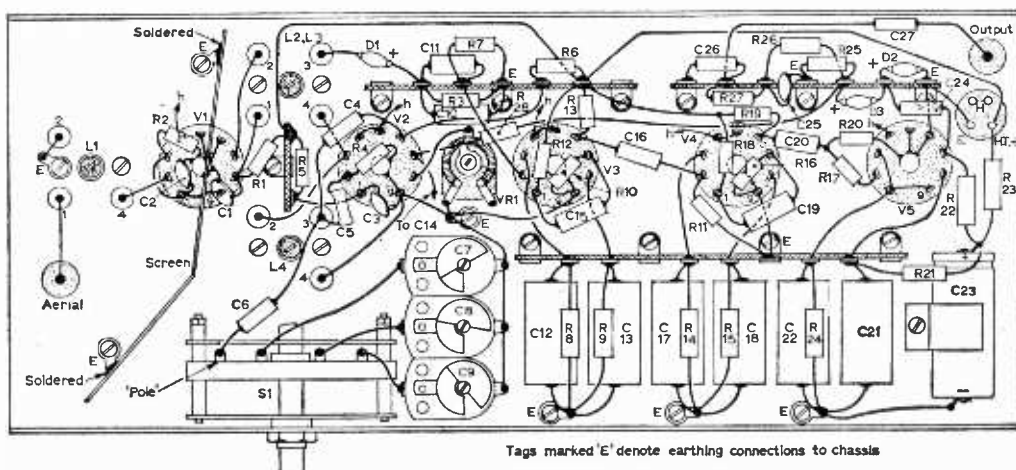


Fig. 4: A view of the underchassis of the tuner ('h' denotes heater line which should all be joined together and taken to 6.3V supply). All the wiring is carried out on this side.

COMPONENTS LIST

Resistors:

R1 10k Ω	R15 270 Ω
R2 220 Ω	R16 100k Ω
R3 22k Ω	R17 100k Ω
R4 22k Ω	R18 4.7k Ω
R5 10k Ω	R19 4.7k Ω
R6 100k Ω	R20 4.7k Ω
R7 100k Ω	R21 10k Ω
R8 270 Ω	R22 4.7k Ω
R9 270 Ω	R23 22k Ω (see text)
R10 100k Ω	R24 270 Ω
R11 100k Ω	R25 4.7k Ω
R12 4.7k Ω	R26 47k Ω
R13 4.7k Ω	R27 47k Ω
R14 270 Ω	R28 2.2M Ω

All 10% $\frac{1}{2}$ W carbon.VR1 1k Ω potentiometer.

Capacitors:

C1 1000pF ceramic
C2 1000pF ceramic
C3 5000pF ceramic
C4 270pF ceramic
C5 25pF ceramic
C6 25pF ceramic, negative temperature coeff.
C7 25pF trimmer

C8 25pF trimmer
C9 25pF trimmer
C10 5pF ceramic
C11 470pF ceramic
C12 0.1 μ F paper
C13 0.1 μ F paper
C14 0.5 μ F paper
C15 470pF ceramic
C16 470pF ceramic
C17 0.1 μ F paper
C18 0.1 μ F paper
C19 470pF ceramic
C20 470pF ceramic
C21 0.1 μ F paper
C22 0.1 μ F paper
C23 1 μ F electrolytic
C24 50pF (see text)
C25 1000pF ceramic
C26 100pF ceramic
C27 0.1 μ F paper

Valves:

V1 EF80	V4 ECC81
V2 ECC81 (see text)	V5 EF80
V3 ECC81	

low, and can conform with ordinary a.f. practice. No instability has even been experienced in these stages. In the lay-out diagram an "in-line" arrangement was adopted with tag-board mounting for simplicity. The r.f. stage is conventional, the output (right side of compartment screen) having leads of 1in. and less to L2/L3. The plan view however spreads the switch and pre-set capacitor positions, and shorter connections are possible if the latter are "hidden" under the circular switch.

A component and wiring layout diagram is as useful to the experienced experimenter as to the beginner, for it saves the time of planning and avoids the "birds-nest" appearance of alterations. Fig. 4 gives a suitable lay-out for the pulse-discriminator tuner of Fig. 1, using an aluminium chassis measuring 10in x 4in., with depth to suit the switch. To give an unobscured view of all connections the tag strip groups have been expanded slightly while still allowing the positions of components and wires to be realised. For the same reason three components whose positions are not critical, and the heater wiring, have been omitted but will be described.

Remember, when marking out the chassis, that left-to-right in Fig. 4 becomes right-to-left from the top view. The valveholders are at 2 $\frac{1}{2}$ in. centres on a common line 2 $\frac{1}{2}$ in. from the front edge and all five are fitted with tags 1 and 9 facing the front. Fit the aerial coil on the common centreline, and the other two centred $\frac{1}{2}$ in. either side of the line with the oscillator coil nearest the switch. Centre the switch 2 $\frac{1}{2}$ in from the end of the chassis front.

One of the purposely omitted components is the potentiometer VR1, a small pre-set carrying d.c. only that can be fitted anywhere on the back of the chassis except in the r.f. compartment. Connect the centre contact and one other to earth and the third to tag 8 on V2 as shown by an arrow in Fig. 4.

A tinplate screen across V1 valveholder is soldered to the centre contact and to two chassis tags. Make sure it passes cleanly between tags 1

and 9 without touching either. The mixer, pulse-counter and i.f. bias networks are grouped on tag-strips of the well-known type having multiples of two isolated tags and one earth fixing lug; the lengths and positions of these strips will be readily ascertained from the diagram. One side of the heater circuit is earthed in the usual way, leaving only the 6.3V line to be connected, from the power input connector to tag 4 of V5, then to tags 4 and 5 (commoned) on each of the three double-triodes, and finally to tag 4 of V1. As heater wiring is sometimes troublesome in r.f. and oscillator stages these valves should be fed from above the chassis through grommets or feed-through capacitors near to the appropriate tags.

Tag by tag description of the wiring is not necessary but it is worth while to make a few points clear. A small tag-strip between V1 and V2 provides anchorage and connection to h.t. positive for R1 and R5, the latter being connected by wire to tag 1 (anode) on V2. Still with V2, the capacitor C4 from tag 6 can reach its connection to C5 and C6 directly across the valveholder rather than around as shown for clarity in the diagram. The arrow at tag 7 indicates a connection to a capacitor (C14) that has been omitted to leave a clear view of other items. It can be left until near completion of the wiring, when it can cross over other components for anchorage at any tag-strip earth point. As R28 is anchored at only one end it can, if necessary, be supported by taping to C14. The lead from R28 is not connected to any of the wires it crosses on the way to its real connection to R25 in the pulse-counter network. Tag 8 on V2 is wired to the potentiometer; tag 9 is earthed to a nearby chassis tag.

Leave enough wire on the crystal diodes to prevent prompt transfer of soldering heat to the crystal and to enable a heat shunt to be used. The mixer network (D1, R3, C10) is mounted on a tag-

—continued on page 1170

The IONOPHONE BY A. E. FALKUS, B.Sc.

A Loudspeaker without a Diaphragm

SINCE loudspeakers first became of practical use with the development of audio amplifiers, many different types of construction have been tried. The basic plan of the great majority has been to start with some form of diaphragm, which will set air in motion, and to drive this with some form of motor, which may take the form of a moving iron, moving coil, or piezo-electric crystal unit.

Alternatively, the diaphragm may be driven by electrostatic forces acting upon it directly or the diaphragm may be in the form of a ribbon situated in a magnetic field and driven directly by magnetic forces induced in it by currents passing through it.

Inertia

Unfortunately, all diaphragms must have mass and, hence, inertia which causes them to lag behind changes in the driving forces and to continue moving after these forces have ceased. Further, all diaphragms must have some stiffness which implies that there will be certain frequencies at which they will resonate, either as a whole or in part, thus colouring the response with their own contributions. One well-known phenomenon which produces sound without the use of a diaphragm of any sort is the singing arc.

Corona Effect

It has also been noticed that if a corona discharge takes place from a point in the high voltage circuit of a radio broadcast transmitter, the sound of the programme can be faintly heard coming from the corona. A French inventor, Mr. Siegfried Klein, of Paris, conceived the idea that if this corona could be confined in a small space connected to a suitable horn a loudspeaker would result which would be completely free of all resonances and which would work equally well at all audio frequencies.

Mr. Klein started by building a 100kc/s oscillator with provision for modulating at audio frequencies. He then drew a piece of quartz glass tubing down to a point at one end and sealed in a platinum wire. This was connected to the high voltage terminal of a resonant coil in the output of the oscillator. By adding a small earthed metal strip around the outside of the quartz tube a blue glow discharge was caused inside the tube.

On modulating the oscillator at audio frequencies, sound could be heard coming from the tube and by butting the open end of the tube against the throat of an exponential horn, the Ionophone loudspeaker was born.

Initial Difficulties

A number of difficulties were encountered in trying to make the Ionophone a practical proposition. In the first place, there was a background

hiss. This was found to disappear when the frequency of the oscillator was raised from 100kc/s to a minimum of 2 or 3Mc/s.

A further difficulty arose after a few hours running. This was caused by the platinum vapourising from the electrode and depositing on the walls of the quartz tube. When this deposit had built up into a conducting film, the corona discharge which had filled the inside of the tube was replaced by a high frequency arc from the electrode to a single point of the film and the audio output dropped suddenly to a very low level.

By this time, Mr. Klein had taken out world patents for the Ionophone and granted licences in a number of different countries, and it was Messrs. Telefunken, of West Germany, who solved the problem of the electrode. They found that replacing the platinum wire by one of kanthal overcame the volatilisation problem. Kanthal is an alloy of iron, chromium and aluminium and was developed in Sweden for the heating elements of electrical furnaces.

Failure to Discharge

The last difficulty that prevented the Ionophone becoming a reliable proposition was the fact that very often, particularly after a few hours use, the ionic discharge failed to start when the unit was switched on. This was found to be due to an effective change in electrical capacity of the cell when the discharge is taking place compared with its value when quiescent.

Thus, if the oscillator circuit is tuned to resonance when the cell is working, it will be considerably off resonance when the speaker is next switched on from cold. There is, therefore, a likelihood that the voltage will not build up sufficiently for the discharge to commence.

This final difficulty was overcome by Messrs. Du Kane Corporation, in America, who rearranged the oscillator circuit so that the earth electrode of the cell now returns directly to the grid of the oscillator valve. In this way, although the fundamental frequency of the oscillator changes when the discharge commences, the coil continues to oscillate at peak resonance at all times.

Frequency Response

Because the Ionophone must of necessity be a horn loaded device, its frequency response is simply the response of the horn which is used with it. When this is an exponential horn of very large size it will cover the full audio range but as a practical proposition, with a horn that can be accommodated in a domestic enclosure, it is restricted to the middle and upper frequencies.

At the present time it is available only as a tweeter for use above 3.5kc/s although a mid-range unit is a possibility at a later date.

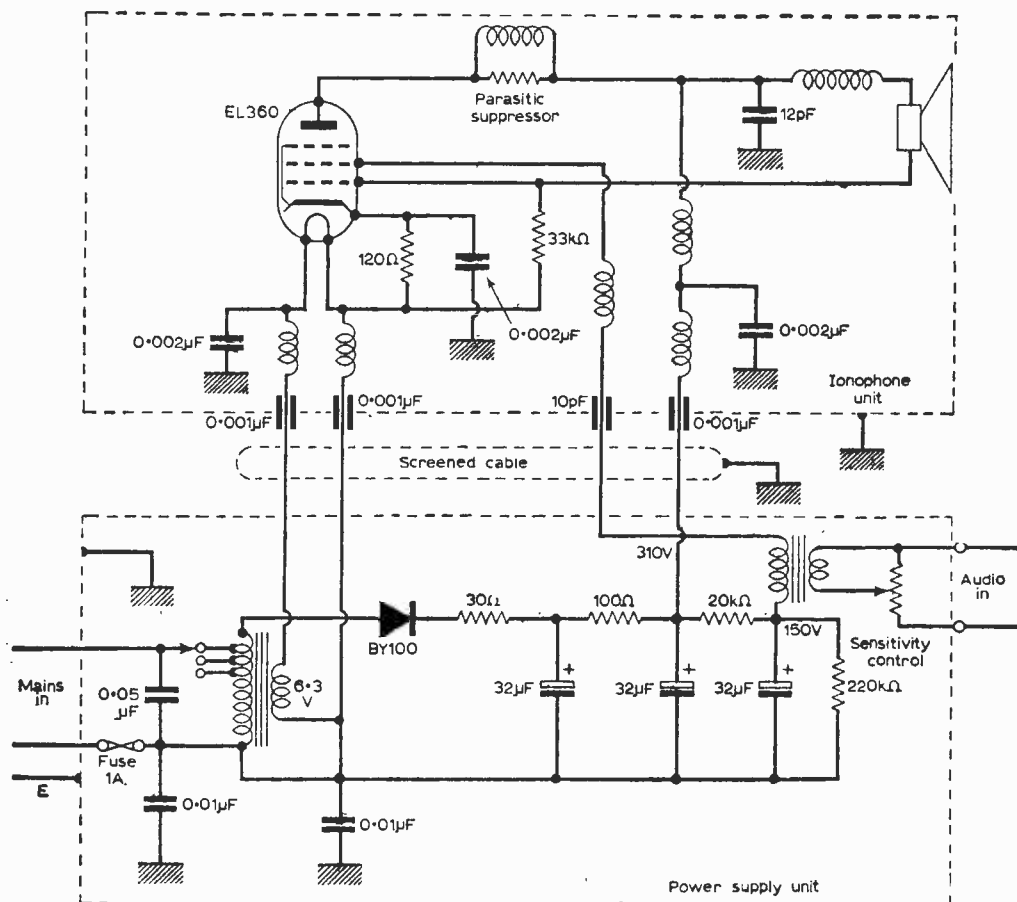


Fig. 1: The basic circuit of the Ionophone loudspeaker system.

Basic Circuit

The basic circuit of the Ionophone is given in Fig 1. The oscillator valve is of the pentode type and is screen modulated. The input audio power is, therefore, negligible and the modulation transformer is wound so that the overall sensitivity of the device is a match for the average good quality bass and mid-range loudspeakers.

The frequency of the oscillator is 27Mc/s. This frequency was chosen because it is low enough to enable the valve to work at high efficiency and is yet high enough to permit a reasonable sized high-Q coil to be used and for effective screening to be easily arranged because, of course, it is important that no radiation be emitted from the equipment that could cause interference.

The valve used is the EL360 which has an anode dissipation of 15W. This can produce a sound level which balances the output of a good mid-range and low frequency speaker supplied with

20W input. The Ionophone is, thus, easily capable of supplying the high frequency component of a high fidelity speaker combination for any domestic or small public address application.

The horn used in the Ionophone has a true exponential flare and is designed for a cross-over frequency of 3,500c/s. The mouth is a narrow ellipse which should be mounted with the major axis vertical to give a good horizontal dispersion of sound.

Mechanical Details

As mentioned above, the electrode is made of kanthal. It is no longer sealed into the quartz but fits accurately into a hole bored through from the back face of the cell. An improvement in efficiency has been achieved by reducing the diameter of the electrode behind the working point to form a short neck which reduces the heat loss by conduction along the body of the electrode.

The material for the cell in which the ionic discharge takes place is high quality quartz. The requirements are that this material must have high insulation and low loss when working at 27Mc/s at high temperature. Further, it must be able to withstand severe thermal shock. When the discharge starts, the temperature inside the cell suddenly rises by some 500° C.

Pure alumina has been tried but always cracks after a short time and pure quartz with its very low coefficient of thermal expansion is the only material that has been found satisfactory. The cell is ground to an accurate contour by ultrasonic methods.

It has been found possible to reduce the required length of the quartz cell considerably by a continuation member or bush of frequelex. This bush of frequelex is actually the first part of the throat of the horn and the internal bore increases

replace the quartz cell and electrode. This can easily be done by the user; and spare cells and electrodes (see Fig. 3) are available at a modest cost.


No Colouration

The supreme virtue of the Ionophone is its perfectly linear frequency response, perfect transient response and complete absence of all colourations and resonances. Not only is the response uniform at all frequencies within the pass band of the horn but it is also directly proportional to the input at all levels up to the point where the oscillator valve commences to overload, i.e. where the modulation approaches 100 per cent.

If the audio input is increased beyond the point at which 100 per cent modulation of the radio frequency oscillator occurs, the effect is to cause the valve to cease oscillating for a portion of each audio cycle, thus causing a flattening of the lower portion of the output sound wave form and although the sound level still increases it will, of course, contain some harmonic distortion.

In practice, the Ionophone is always used well below the 100 per cent modulation point but it is surprising how little unpleasantness it introduced by even very heavy overloads.

Fig. 2: The power supply unit and the Ionophone unit which comprise the complete equipment.



along it in accordance with the exponential law of the horn proper against which it abutts.

Power Supply

The Ionophone consists of two parts (see Fig. 2). The power supply unit is built in a metal case, measuring 5½ in. x 5½ in. x 2½ in. and contains the mains transformer, modulation transformer, and high tension supplies for the oscillator and would normally be mounted on the floor of the speaker enclosure.

The Ionophone requires a mains supply of about 50W at 200, 220 or 240V. While the unit is working there is a small amount of ozone produced by the cell which escapes from the mouth of the horn. This can usually only just be detected by smell in the immediate vicinity of the instrument and has a beneficial effect in freshening the air of the room. There are no X-rays or other harmful rays of any sort produced.

The guaranteed life of the Ionophone is 1,200 hours. This corresponds to some two years of normal use. Eventually it may be necessary to




Fig. 3: Illustrating the assembly of the quartz cell and its electrode.

The Ionophone response extends, of course, up into the supersonic regions and it will reproduce 50kc/s just as happily as 5kc/s. When used with a good pick-up and amplifier in conjunction with suitable bass and mid-range units there is a freshness and naturalness about the reproduction which is in quite another class from any other that the author has heard.

Immune to Overload

Another good feature, which will be of particular interest to those who have tried to use

—continued on page 1194

PART THREE

CABINET AND CHASSIS TECHNIQUES

BY F. L. THURSTON

ONE of the most striking advances in the chemical industry in recent years has been in the field of synthetic materials and resins. Amongst these advances has been the introduction to the home constructor of glass fibre techniques, which have, for some reason, been given little attention by radio amateurs although they have many advantages in cabinet construction, and are now coming into use in the commercial electronics field.

One of the leading manufacturers of glass fibre kits in this country is Bondaglass Ltd., of Croydon, to whom the writer is indebted for much help in preparing this section of the series.

The basic process of making glass fibre laminates consists of using a resin, which is normally in a semi-fluid state but which can be made to set hard in a fairly short time by the addition of a catalyst. The resin is brushed, after the addition of the catalyst but while still in the semi-fluid state, into a glass fibre cloth or mat that has been set to the required shape over a mould.

The resulting laminate when set or cured is extremely strong, light in weight, has good electrical resistance and insulation properties and is resistant to most chemicals.

Laminates can be made to almost any shape, three dimensional forms being easy and inexpensive to make, using a minimum of equipment. Fittings, including wire mesh for screening, can be moulded into the laminates, which can be worked in the same way as aluminium.

With care a smooth surface can be obtained on the laminates, and surface flaws can be easily rectified by filling them in with more resin. Complete changes in the design of a finished article can be made by cutting out the offending area, and moulding in a new one.

Pigments can be added to the resin to produce a wide range of self-coloured laminates, which can, in any case, be painted or cellulosed in the normal way.

The Bondaglass resin is a blend of cold setting polyester resins and accelerator, and after the addition of the catalyst the setting time is divided up into three distinct periods. The first is the "working time", in which the resin is liquid, followed by a period in which it reaches a thick

consistency and by which time all tampering should have ceased, and finally, the setting or curing period.

These times can be controlled to a large degree by ratio of catalyst to resin fix. Full information is given in the manufacturer's literature, supplied with the kits. The setting time, unlike paints, is independent of thickness of application and only the exact amount of resin needed should be mixed at one time.

Incorporated in the above resin is a thixotropic resin, which prevents running of the mix, even on a vertical surface, when in the fluid state.

There are three basic types of glass fibre; mat, cloth and scrim. Mat consists of chopped strands jumbled together and loosely bonded and is graded by weight, being sold in lengths one yard wide. There are three weights (1, 1½ and 2oz.) the 1oz. type forming a laminate ⅜ in. thick when saturated with resin and using about 2½ lb. of resin per square yard.

Cloth is made of woven glass fibre and gives great strength. It is sold by thickness, ranging from 3 to 15 thousandths of an inch, the latter having an open weave and being known as scrim. The amount of resin used per square yard ranges from ½ to 1 lb. Tape is also available. Where extra thickness is required (or weight is to be kept to a minimum) knitted paper cloth or paper rope may be sandwiched into the laminate.

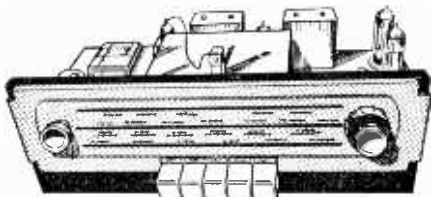
Cloth gives great strength to a laminate but is a fairly expensive way to build up a given thickness, mat being far less expensive. It is thus general practice to use a cloth next to the surface of the laminate, giving the twin advantage of good strength to the first coat of resin and a good surface finish, mat being used for the remaining layers.

Moulds

The laminates must be built up on a firm surface of some kind. Plain sheet laminates can be built up on a working surface of glass, but in most other cases it will be necessary to make a mould.

The resin has very powerful adhesive qualities, and to prevent sticking between mould and laminate it is essential to coat the entire working

BRAND NEW AM/FM (V.H.F.) RADIO GRAM CHASSIS AT £13.13.0 (Carriage Paid)



Chassis size 15 x 6½ x 5½ in. high. New manufacture. Dial 14½ x 4 in. in 2 colours, predominantly cream, 200-250v. A.C. only.
Pick-up, Ext. Speaker, A.C., E., and Dipole Sockets. Five push buttons—OFF L.W., M.W., F.M., and Gram. Aligned and tested O.P. Transformer. Tone control, 1000-1900 M.: 200-550 M.: 88-88 Mc/s. Valves EZ80 rect.; ECH81, EF89, EAB89, EL84, ECH85, 3-ohm speaker required.
10 x 4 in. ELLIPTICAL SPEAKER 25/- to purchasers of this chassis.
TERMS: (Chassis) £3.10.0 down and 5 monthly payments of £2.4.0. Cheap Ronin Dipole for V.H.F., 12/6. Feeder 6d. per yard.
ALTERNATIVE DESIGN. L.W. 1000-1900 M.: S.W. (9-15 Mc/s): M.W. 190-475 M.: V.H.F. 57-100 Mc/s. Gram position. Otherwise similar to above chassis. Price £15.15.0 (carriage paid). TERMS: £3.10.0 down and 5 monthly payments of £2.4.0. Circuit diagram 2/6.



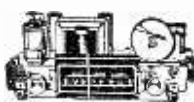
PUSH-PULL O.P. AMPLIFIER £5.5.0 (6/- Carr.)

Brand new 200-240 A.C. mains Bass, treble and vol. controls, with valves EZ80, ECC83 and 2-EL84's giving full 8 w. Chassis 12 x 3½ x 3½ in. With o.p. trans. for 2-3 ohm speaker. Front panel removed and used as "flying panel." (normally screwed to chassis) may be

LAFAYETTE BRAND TAPE FULLY GUARANTEED AT RECORD LOW PRICES

MYLAR BASE		
7in. Stand play, 1,200ft.	12/6	
7in. Long play, 1,800ft.	19/6	
5in. Double play, 1,300ft.	15/-	
5in. Double play, 1,800ft.	22/6	
7in. Double play, 2,400ft.	25/-	
3in. Triple play, 450ft. (Plain white boxes)	12/6	
3½in. Triple play, 600ft. (Plain white boxes)	14/-	
4in. Triple play, 900ft. (Plain white boxes)	22/6	
5in. Triple play, 1,800ft. (Plain white boxes)	42/6	
5½in. Triple play, 2,400ft. (Plain white boxes)	55/-	
7in. Triple play, 3,600ft. (Unboxed)	75/-	
ACETATE BASE		
5in. Stand play, 600ft.	8/-	
7in. Stand play, 1,200ft.	11/-	
5in. Long play, 900ft.	10/-	
5½in. Long play, 1,200ft.	12/6	
7in. Long play, 1,800ft.	15/-	
Postage 1/- per reel (4 or more post free)		

SELF-POWERED V.H.F. TUNER CHASSIS. (Covering 88-95 Mc/s. Mullard permeability tuner, 11ins. x 8 x 6 x 6 in. high. Valves ECH85 and 2-EF89's plus 2 diodes with EZ80 rectifier. Mains transformer. Fully wired and tested ONLY £8.17.6 (carriage paid). Ronin dipole 12/6. Feeder 6d. per yard.



6-TRANSISTOR PORTABLE — Fully Built

The "SCALA" for only £7.10.6 carriage paid. 8½ x 2 x 5½ in. high. Choice of colours. Rexine. M.W. and L.W. Ferrite aerial. Battery 2/9 extra. Printed circuit. Nicely styled. A professional job. 3½ in. speaker. Fully tunable M.W. and L.W. Superhet circuit.



BATTERY ELIMINATOR

For 4 Low Consumption Valves (96 range) 90v. 15mA and 1.4v. 125 mA. 42/6 (4/-). 200-250v. A.C. Also for 350mA. 1.4v. and 90v. 15mA at same price. Two separate units to replace existing batteries. 4 x 2½ x 2½ in. and 3 x 2½ x 1½ in.

ALL ITEMS ARE NEW AND FULLY BUILT UNLESS OTHERWISE STATED. TESTED BEFORE DESPATCH. Delivery by return.
Terms available on items over £5. Send 6d. (stamps will do) for 20-page illustrated catalogue, C.O.D. 2/6 extra.


ALL ITEMS GUARANTEED 12 MONTHS. VALVES 3 MONTHS
Regret overseas orders cannot be executed.

GLADSTONE RADIO

NOTE NEW ADDRESS:— (CLOSED)
66 ELMS ROAD, ALDERSHOT, Hants. WED.)
(2 mins. from Station and Buses). Aldershot 22240

"REALISTIC" 'SEVEN'

7 Transistor Superhet. 350 Milli-watt output, 4-inch speaker. All components mounted on a single printed circuit board size 5½ x 3½ in. in one complete assembly. Plastic cabinet, with carrying handle, size 7 x 10 x 3½ in. External Socket for car aerial. Ferrite rod aerial. Price for the complete parcel, including Transistors, Cabinet, Speaker, etc., and full Construction Data: **£5.19.6**
P. & P. 4/6.



PP9 Battery 3/8. Data and instructions separately 2/6. Refunded if you purchase the parcel. Any parts supplied separately.



4 TRANSISTOR MINIATURE PUSH-PULL AUDIO AMPLIFIER HIGH IMPEDANCE

PRINTED CIRCUIT. 4in. x 2½ in. x 1½ in. over transformers. Output for 3-ohm speaker. Suitable for microphono, record player, guitar and intercom. 9 volt battery required. Frequency range 100 cps. to 25 Kcps. Push-pull output class B. Instruction sheet provided. Fully wired ready for use. Two types, 200mW. 35/-; ½W. 41/- (P. & P. 2/6 each).

4 to 5 WATT HIGH GAIN AMPLIFIER

Only £5.15.0. (P. & P. 5/-). Suitable for record player, radio, tape after equalisation. Double wound mains transformer. Fully built. For A.C. mains of 200-250v. 14 d.b. neg. feedback. Controls are volume (on/off), treble and bass. Contact cooled metal rectifier (bridge); ECH83 and EL84 valves. Output for 3 ohm speaker. Chassis size 6½ x 6 in. (over spindle) overall height, including valves, 5½ in. High and low input by Phono sockets.

E.M.I. 4-SPEED PLAYER & P.U. (separate)

8½ in. metal turntable, 200-250v. motor. Turnover head. Our price 59/6. (P. & P. 4/6).

2½ WATT AMPLIFIER—SPECIAL OFFER TO CLEAR STOCKS

Our price ONLY 39/6 (post 5/-): a few only: valves EF91 and ECL82 with metal rectifier; 6 x 4 x 1½ in. high (5in. over ECL82). Mains trans. and o.p. with vol. and tone controls; on/off; co-ax input.

GRAMOPHONE AMPLIFIERS AND PLAYERS

1½ watt type. With 6 x 4 in. speaker. Battle 13½ x 7½ in. 200-240v. A.C. ECL82 and Rectifier. Tone and Volume On/Off switch. Two knobs. Ready to play. 49/6, post 5/-.

4 watt type. Valves 6Y85, UFR9 and U184. 200-240v. A.C. Covered baffle 13½ x 7½ in. (6in. speaker). 3 front controls: bass, treble, on/off/vol. 60/-.

Post 5/-: Double wound mains transformer. Cabinet to fit either type with plain motor board £3 carriage paid. Complete record player in beautifully styled cabinet, fully built (NOT A KIT), £10.17.6, with 14½" double autochanger, or with Garrard Autolism 4-speed autochanger, £11.5.0.

Single Player in Cab. 13½ x 13 x 5½ in. B.R.R. Monarch 4-speed deck, £8.9.8.

GUITAR AMPLIFIER — 8 WATT

Chassis as for our Push-Pull Amplifier. Valves EZ80, 2 x EL84, 6 BR8. Output for 3 and 15 ohms. Bass, treble and volume controls. On-off switch. Input 200-240 v. A.C. Also suitable for pick-up, etc.

OUR PRICE **£5.5.0** (6/- P. & P.)

TAPE RECORDER AMPLIFIER

Fully built. Front panel 12½ x 3in. Chassis size 10½ x 5 x 4 in. Valves EF86, ECH83 and 2-EL84's. Controls (1) MIC. Vol. (2) Tuner/P.U. Vol. (3) Play back or monitor. (4) Tone. 2 Jack sockets for Tuner/P.U. and MIC-switch for superimpose. Separate power pack containing transformer and rectifier. For Collaro stereo deck only. Price £8.14.0. (6/- P. & P.).

4-SPEED AUTOCHANGERS

BSR-UA14	£5.19.6
GARRARD AUTOSLIM	£8.10.0
STEREO	£7. 5.0
AUTOSLIM DE LUXE AT6	£10.19.6
STEREO	£11.10.0
Carr. 5/- each	

13 x 8in. LOUDSPEAKERS 49/6

Three ohm. Ceramic magnet of latest type. BRAND NEW. (post 3/6)

CM21. CRYSTAL MICROPHONE

With 3.5 mm. Jack plug, 12/6 (Post 1/6).

HEATER TRANSFORMER

Mains input giving 6.2v. 2 amp. Size 2½ x 2 x 1 in. (2½ in. over windings). 5/6 ea. Less 10% for 12, or 20% for 50. P. & P. 2/- for 1 to 6, post free more than six.

WEYRAD

TRANSISTOR COILS

The P50 series remain the most popular and widely used components for Medium and Long-wave Transistors Superhets:—

P50/1AC Oscillator Coil for 176 pF tuning	5/4 ea.
P50/2CC 1st & 2nd I.F. Transformers	5/7 ea.
P50 3CC 3rd I.F. Transformers	6/- ea.
All mounted in individual cans $\frac{1}{8}$ in. diam. x $\frac{3}{4}$ in. high.				
RA2W Ferrite Rod Aerial 208 pF Tuning	12/6 ea.
LFDT4 Driver Transformers	9/6 ea.
OPTIA Output Transformers	10/6 ea.
PCAI Printed Circuit Panel	9/6 ea.
Constructor's Booklet	2/- ea.

VALVE RECEIVER COILS

Our individual "H" type iron-cored coils are without equal for the construction of a wide range of receivers. For the simplest T.R.F. sets covering one or more wave-bands the Aerial and H.F. Transformer coils are ideal. The standard superhet circuit using the ever-popular triode-hexode frequency change layout would employ the Aerial and Oscillator coils and the coverage can be selected from 7 different bands ranging from 12.5 to 2,000 metres. For a really high-performance receiver an R.F. stage can be added by using the Aerial, H.F. Transformer and Oscillator Coils and a circuit is provided illustrating such a layout.

H Coils 3/9 each.

WEYMOUTH RADIO MANUFACTURING CO. LTD.

REGENT FACTORY, SCHOOL STREET,

WEYMOUTH, DORSET

FREE TO AMBITIOUS ENGINEERS

— THE LATEST EDITION OF ENGINEERING OPPORTUNITIES

Have you sent for your copy?

ENGINEERING OPPORTUNITIES is a highly informative 156-page guide to the best paid engineering posts. It tells you how you can quickly prepare at home for a recognised engineering qualification and outlines a wonderful range of modern Home Study Courses in all branches of Engineering. This unique book also gives full details of the Practical Radio & Electronics Courses, administered by our Specialist Electronics Training Division—the B.I.E.T. School of Electronics, explains the benefits of our Employment Dept. and shows you how to qualify for five years promotion in one year.

We definitely Guarantee
"NO PASS — NO FEE"

Whether your age or experience, you cannot afford to miss reading this famous book. If you are earning less than £30 a week, send for your copy of "ENGINEERING OPPORTUNITIES" today—FREE.

WHICH IS YOUR PET SUBJECT?

Mechanical Eng.,
Electrical Eng.,
Civil Engineering,
Radio Engineering,
Automobile Eng.,
Aeronautical Eng.,
Production Eng.,
Building, Plastics,
Draughtsmanship,
Television, etc.

GET SOME LETTERS AFTER YOUR NAME!

A.M.I.Mech.E.
A.M.I.C.E.
A.M.I.Prod.E.
A.M.I.M.I.
A.I.O.B.

R.Sc.
A.M.I.E.R.E.
City & Guilds
Gen. Cert. of Education
Etc., etc.

PRACTICAL EQUIPMENT

Basic Practical and Theoretical Courses for beginners in Radio, T.V., Electronics, Etc., A.M.I.E.R.E., City & Guilds
Radio Amateurs' Exam.
R.T.E.B. Certificate
P.M.O. Certificate
Practical Radio
Radio & Television Servicing
Practical Electronics
Electronics Engineering
Automation

INCLUDING TOOLS!

The specialist Electronics Division of B.I.E.T.
NOW offers you a real laboratory training at home with practical equipment. Ask for details.

B.I.E.T. SCHOOL OF ELECTRONICS

POST COUPON NOW!

☐ Please send me your FREE 156-page "ENGINEERING OPPORTUNITIES"
☐ (Write if you prefer not to cut page)

☐ NAME _____

☐ ADDRESS _____

☐ SUBJECT OR EXAM THAT INTERESTS ME _____ SE/21

BRITISH INSTITUTE OF ENGINEERING TECHNOLOGY
(Dept. SE/21), 29 Wright's Lane, London, W.8

THE B.I.E.T. IS THE LEADING ORGANISATION OF ITS KIND IN THE WORLD



surface with a release agent, which is supplied in the kits and is also available directly from Bondaglass Ltd.

It is very important to realise that the degree of finish obtained on the laminate will be exactly the same as the finish on the working surface of the mould, and a certain amount of trouble taken in the preparation of the latter will be well repaid.

Moulds are known as either male or female. If, for example, a cup is used as a mould, and the laminate is built up on the cone-like outer surface, the mould will be referred to as "male". If the laminate is built up on the inside of the cup, the mould is known as "female". Generally, it can be said that if a good outer surface finish is required, a female mould should be used, and the male used for a good inside finish.

If several identical laminates are to be made, the mould should be of robust construction, but for "one-off" jobs the mould can be made from any material that is at hand, such as bricks, plaster, plasticine, cardboard, wire netting, etc., as long as the resulting mould is strong enough to withstand the application of the first layer of glass fibre and resin.

After the first layer, of course, the mould will have done its job and the dried layer will act as the mould to subsequent layers. An advantage of the roughly constructed mould is that it can, if necessary, be easily broken down to release the laminate.

In some cases it may be necessary to make a "split" mould. This would be essential, for example, in the case of an object such as a vase, in which the centre bulges out to a diameter greater than the lip.

If both surfaces of the laminate must have a smooth finish, a knifing compound such as Bondafiller can be used to coat the rough surface and, after drying, can be rubbed down to give a smooth finish.

Generally speaking, a female mould will be far more difficult to make than a male, and the simplest approach to the problem is make up a male and then take a plaster cast from it. When the plaster has dried it should be treated with a stopping agent to make it non-porous, and its surface finished off smooth with a wax polish. A similar

technique can be used for duplicating components, such as control knobs, handles, cabinets, etc.

A Practical Example

The best way to explain the method of making a glass fibre laminate is with a practical example, and for this purpose we have selected the cabinet type of Fig. 10 (Part 2, last month), the actual working example being shown in Fig. 14. The design includes moulded-in screening and mounting brackets.

The first step is to make the mould. As a good outer surface is required, a female mould is needed. (Note that, if the cabinet were to be finished with a covering or Rexine, in which case a good surface finish is not needed, a male mould could be used.)

The dimensions shown are the inside ones, so when making the mould allowance must be made for the thickness of the laminate, which may be taken as $\frac{1}{4}$ in. all round. A male mould is now made up, as shown in Fig. 15, making the depth of the sides, etc., greater than is needed, to allow for trimming of the finished laminate.

Finish the working surface off smooth, and then make a female mould from the male. This is done by making up a box into which the male can be fitted, blocking off the side openings of the male, and, after suspending the male inside the box, fill the area around the male with plaster of Paris. When the plaster is dry, remove the male (it may be necessary to break it up in the process), and stop and polish the inside of the remaining female mould as already indicated.

The glass fibre cloth is now cut to size, and a quantity of resin just sufficient for the first coat measured out and mixed. The entire working surface of the mould is now coated with release agent, brushed on, and followed by a single layer of resin, brushed evenly over the entire surface with an ordinary paint brush. Note that no glass fibre is used at this stage.

Place the mould to one side and clean the paint brush in meths or thinners. As soon as the painted-on layer of resin begins to gel, brush a second coat of mixed resin on to it and then lay down the glass fibre cloth and dab it into the resin layer, drawing

—continued on page 1151

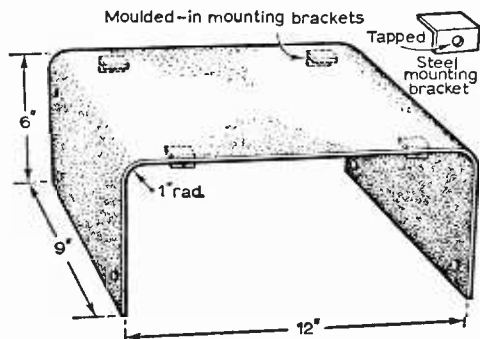


Fig. 14: An example of a cabinet cover which can effectively be made from glass fibre laminate.

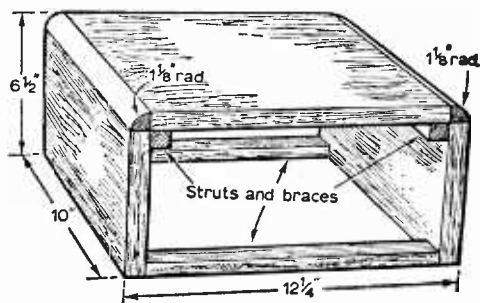


Fig. 15: Construction details of the male mould used as a former for the cover shown in Fig. 14.

S.S.B.

RECEPTION FOR THE R1155

by J. M. McKinney

WITH the present popularity of s.s.b. transmission, particularly on the 80 metre band, it was decided to fit a product detector to the R1155 so that it could be utilised for s.s.b. reception. This ex-R.A.F. receiver has been used by the author for some time now, and with modifications including a Q multiplier and stabilisation of local oscillator and b.f.o. has proved very satisfactory.

It was particularly easy to fit a product detector (p.d.) to this receiver as next to the double diode triode (d.d.t.) was a valveholder which formerly held a double triode as part of the original direction-finding section and was therefore not now being used.

As can be seen from Fig. 1 a p.d. is a mixing device in which the s.s.b. signal being received is combined with the b.f.o. injection and the resultant audio signal is taken off at the anode. In actual fact, the b.f.o. is supplying a signal of the same frequency as the suppressed carrier of the transmitter. It is the most efficient method of s.s.b. and c.w. reception and shows a marked improvement in the reception of both.

Fig. 2 shows the final form of the circuit used in the R1155. The last i.f. transformer of this receiver has a tapping on the primary, again originally used in the d.f. section.

Use is now made of this tapping to supply a signal via a 50pF capacitor to G3 of the hexode, 6SA7. The b.f.o. injection, which was found to be fairly critical, was fed through a Philips-type trimmer (5-50pF) to G1 of the 6SA7. The b.f.o. signal was taken from the anode of the b.f.o. valve. This connection appears below chassis, directly underneath the b.f.o. container, and is identified as being the 3rd tag from the front on the tag panel, to which a 100pF capacitor is connected.

The audio output is taken from the anode via a screened

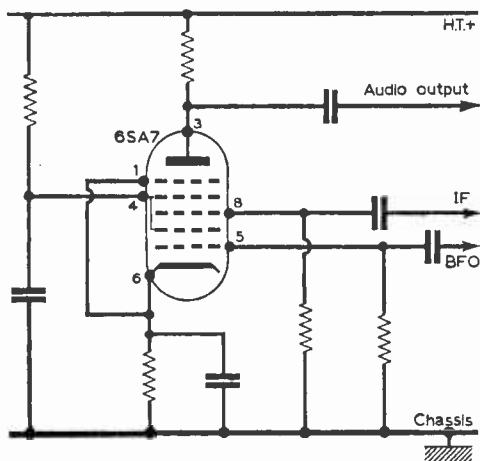


Fig. 1: The basic product detector circuit.

cable, to a change-over switch on the front panel.

As can be seen from Fig. 2, the triode input is switched between the p.d. and the existing diode detector. Despite this unconventional aspect the circuit worked extremely well.

On the R1155 the switch used was formerly the d.f. speed switch and is situated to the right of the a.v.c. wafer switch. This position was chosen, as the audio feed to the d.d.t. from the a.f. volume control and is switched by the a.v.c. switch at this point. It is then only a matter of cutting the screened yellow lead going to tag 3 on the front of the first wafer and inserting the c/o switch. As the a.v.c. should be switched off to receive s.s.b. signals and only the r.f. gain control used, the

—continued on page 1151

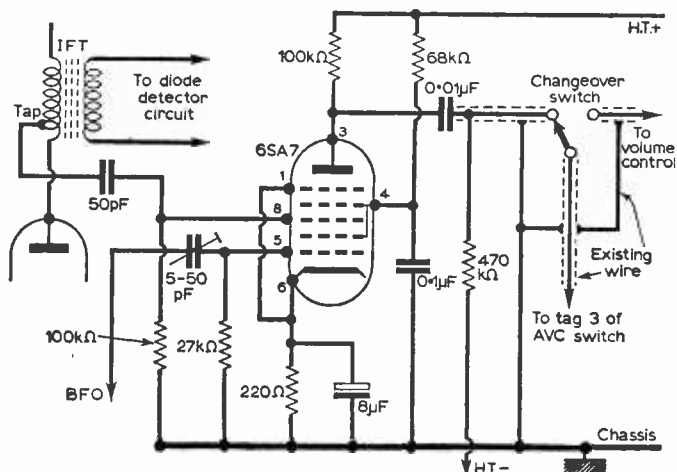


Fig. 2: The circuit arrangement as used by the author in the R1155.

COMBATING INSTABILITY

Symptoms, causes and cures
in home-constructed and
commercial receivers

BY J. D. BENSON

ONE of the many problems which confront the amateur radio constructor is that of instability. When this particular form of fault raises its ugly head in either a manufactured receiver or a home-constructed one, the experimenter is often at a loss as to how this type of snag should be approached. In this article we shall explain how the different types of instability can be recognised and their causes, and how their cure can be effected.

Tracing instability in a commercial receiver offers less difficulty than in the experimental set for the obvious reason that in the first case the receiver was known to have functioned correctly before the fault developed, whereas in the second case we are dealing with an unknown quantity which has probably a number of built-in faults.

"MOTOR-BOATING"

One of the commonest and most easily recognised forms of instability is known as "motor-boating," so called because the sound produced by it resembles a slow running petrol engine. The periodicity of these pulses of sound is extremely low, which can be judged by the visible movement of the loudspeaker cone, if allowed to continue, the cone suspension can be damaged and the valves in the receiver badly overloaded. This type of fault is mainly confined to mains operated receivers but can occur in battery operated receivers, as will be discussed later when dealing with transistor sets. For the present we shall assume that the receiver under examination is a commercial one.

The impedance of the h.t. supply is common to all valves and in a normal receiver is high to low frequencies. If a fault develops in the smoothing circuits then this impedance is made common to the output valve and the a.c. output of the valve will develop a voltage across this impedance which will be fed back to the earlier stages in the circuit, causing regeneration of the lower frequencies and if the feedback is large enough, motor-boating will occur. Occasionally, if the phase of the feedback produces degeneration, there is a complete absence of bass response from the receiver, but this is a case which is rarely met with.

From the foregoing it is easy to deduce that for this particular type of motor-boating, the fault will

lie in the smoothing circuit of the h.t. supply.

There are two further types of fault which can produce motor-boating, but each has its own peculiar characteristics and will be dealt with separately.

In the first case, motor-boating occurs only when a strong signal is tuned in and when first met can be very frustrating. This type of fault arises when audio is fed back to the anode or screen of one of the r.f. or i.f. valves. The couplings in the r.f. or i.f. stages are too small to pass a.f. but when tuned to a carrier, the a.f. can modulate it and it then enters the valve as a modulated carrier. This explains the reason why the motor-boating is only present when the receiver is tuned to a strong signal. The fault is not a common one, but is sometimes met with in receivers with particularly good bass response. If the fault develops in a receiver which has a push-pull output, it is a sure indication that the output stage has become unbalanced. In receivers without push-pull the fault will be found to lie in screen or anode de-coupling circuits and probably prove to be a faulty capacitor or resistance which has gone low. The remaining fault which can cause symptoms closely resembling motor-boating is peculiar to receivers fitted with a.v.c. This particular fault is very difficult to recognise from motor-boating caused by faulty de-coupling as described in our first case. The clue to the fault leading to this form of instability lies in the fact that when the receiver is tuned to a strong signal, the fault disappears. When a receiver is tuned to a strong signal, the a.v.c. voltage rises and reduces the gain of the r.f. or i.f. stages. It follows then that the fault is due to abnormal conditions in the r.f. or i.f. stages.

Examination will prove that instability has developed in the early stages causing a large input to be fed to the detector which in turn biases back the controlled stages which stops oscillation. The bias will then be removed and the oscillation re-commences giving the effect of motor-boating. Careful checking of the de-coupling components by measurement or substitution in the case of capacitors, will soon reveal where the fault lies in the controlled stages.

The faults we have been considering under the heading of "motor-boating" have all been assumed to exist in a commercial receiver which has previously worked correctly. In the case of an experimental receiver, the problem is more

difficult, but if approached systematically can soon be cleared. First, from the foregoing, decide which type of motor-boating exists. It then only remains to check carefully every component in the circuit affected to cure the fault. In a newly constructed receiver it is very often found that the wrong value of resistor has been fitted and very often a de-coupling capacitor has been omitted or an incorrect value used. In the case of r.f. or i.f. instability, a badly earthed screening can be the source of the trouble. In our next section the causes of r.f. instability will be examined in detail.

R.F. INSTABILITY

R.F. instability is all too often the cause of trouble in all types of receivers, old and new. We will continue our investigation, assuming that the fault has developed in a commercial receiver.

Before proceeding to specify faults, let us consider what causes the various types of instability. In every case the root of the trouble lies in unwanted coupling. The couplings may arise from a common impedance, as in the case of a fault in the h.t. filter circuits, between components and wiring or between coils and wiring due to faulty screening or bad layout.

The higher the amplification the more attention must be given to layout and screening. There is always a certain amount of coupling between components, so it is imperative that this must be kept at the lowest level possible if the maximum usable amount of amplification is to be had from a given circuit.

In a commercial receiver all these problems are taken care of by careful design and correction in prototypes, so if instability develops it is evident that it is due to component failure or a mechanical fault such as a loose screen or wiring which has been moved from its original position. Valves can also develop loose electrodes which can cause instability.

In a receiver which develops instability at the high frequency end of the tuning range the cause is almost invariably due to faulty screening, i.e. a screening can have worked loose or in displaced components or wiring. The wiring and screening should be carefully examined and any wiring which appears to have been displaced, carefully pushed back into its original position with an insulated rod. One is often tempted to use a pencil for this purpose. This is bad practice as the carbon centre can introduce coupling and so lead to wrong conclusions. Capacitive coupling is mainly the cause of this particular fault, so strict attention should be paid to grid and anode leads where potential differences are large.

When unstable conditions obtain at the low frequency end of the tuning scale, then the cause is most likely to have developed through common impedance coupling in the tuning circuits and the weakest link in this chain is usually the tuning capacitor. The tuning gang is subjected to a great deal of mechanical strain and more often than not has become insecure or developed a high resistance joint between the frame and chassis. The impedance of this connection which is common to all tuning circuits is considerable if not efficiently earthed and is quite sufficient to introduce instability.

Tracing instability in a known receiver offers few serious problems, but an unstable experimental receiver presents much greater difficulties which we will now examine stage by stage.

WIRING AND LAYOUT

In experimenters' circles it is often emphasised that grid leads must be kept short; this is good advice but can be carried to extremes which result in anode leads becoming inordinately long which can lead to serious trouble. In the same way, aerial leads and loudspeaker connections should be kept as far apart as possible and should never be permitted to cross near the detector circuits. The most vulnerable point from an instability point of view is the grid of the first valve followed by the aerial lead. Next in importance is the lead to the first valve, followed by the grid lead to the next valve and so on to the output. In laying out a receiver then it is very important that these vulnerable leads be kept well separated. In order to fully protect these particular points of connection, screened wires are often introduced.

Having constructed our receiver, having kept in mind the foregoing points, it may still be found that one or more forms of instability are present when a test run is made. How then can this state of affairs be tackled? The first point is to judge in what form the instability is present. If it takes one or other of the forms of motor-boating which we first discussed, then the first step is to check our h.t. filter circuits, de-coupling in r.f. or i.f. circuits and lastly, especially in receivers fitted with a.v.c. faulty screening or de-coupling or a combination of both.

CONTROLLING THE INSTABILITY

Having cured our motor-boating, instability may still obtain in a bad case. If the unstable conditions are uncontrollable, then a method to control them must be found before the trouble can be located. This may sound difficult but in practice is quite simple. If the gain of the receiver is reduced to a very low level, instability will cease. This can be accomplished by fitting a variable resistance in the cathode circuit of the first valve. The value of the resistance should be about 3,000Ω or more, shunted by an 0.1μF capacitor. If this does not control instability, it should be tried in the next valve or so on, until stable conditions can be produced.

The auxiliary gain control should be adjusted until the set is just unstable and starting with the wiring first, the leads to the most vulnerable points, i.e. grid and anode, be carefully moved and the effect on instability noted. If an improvement is made, the gain control should be advanced progressively until the receiver is stable under normal conditions.

DE-COUPLING COMPONENTS

Alterations to wiring alone may not bring about the desired results in full. It will then be necessary to check all de-coupling components by substitution in the case of capacitors, a test capacitor with flying leads being used. Resistances should receive

special attention as it is very easy to misread colour coding.

While dealing with de-coupling it may not be as commonly known as it should be that the RC product of de-coupling components should be in the region of 80,000, resistance in ohms and capacitance in microfarads. This is an average figure and it may well be found that much higher RC products are used in early stages where lower anode voltages can be used. In shortwave receivers, the heater wiring can be a source of instability and should be de-coupled using 0.01 μ F ceramic or mica capacitors soldered directly between heater and chassis. In television equipment, heater wiring is often de-coupled by the use of miniature quarter wave chokes and 0.001 μ F capacitors. If all the points in this article are carefully studied and logically followed, then the most troublesome cases of instability can be located and cured.

TRANSISTOR RECEIVERS

Finally, a word or two about instability in transistor receivers. Motor-boating can occur as

in mains operated equipment. Starting with the power supply, this should be checked on load, as battery failure can cause this particular fault. With the battery supply checked, if the fault still persists, the battery de-coupling should be tested by substitution. If the fault is not in this component, then the audio de-coupling should also be tested. Whilst most of the procedure for recognising and locating the cause of instability in valve receivers can be applied to transistor sets, there is one cause of i.f. instability in transistor receivers which is not common to valve receivers. This particular fault concerns the neutralising components in the tuned circuits, a faulty capacitor or resistor of incorrect value can produce instability. Transistors are very reliable components, but in cases of i.f. or r.f. instability, it is always wise to check the current or voltages in each stage, using a good h.r. voltmeter. The use of printed circuits greatly reduces the possibility of instability, but as it is still the common practice to wire receivers, it is hoped that the various points enumerated in this article will prove of help to the experimenter. ■

CABINET AND CHASSIS TECHNIQUES

—continued from page 1147

the resin into the mat until it is thoroughly impregnated. When saturated it will become semi-transparent and any faults are easily spotted.

Extra resin should be added to fill any dry spots, and all air bubbles (which look like blisters) must be dapped out from under the mat. The mould is now allowed to dry, and when ready is checked for faults.

When ready, brush on a second layer of resin and another layer of glass fibre, using mat this time, and impregnate as before. When set, remove the laminate from the mould. This should present little difficulty. As areas become free, they take up a distinct light shade, so that areas that are still stuck to the mould are easily seen.

Once removed, trim the laminate to final size, using a hacksaw and smoothing off the rough edges with a file. The screening and fittings can now be

added. It was decided to use fine mesh copper net for the screen, and this was cut to size and checked up against the laminate.

The four cabinet mounting brackets were to be used also as earthing points for the screen, and after checking the positions of them against the screen and the cabinet, the screen and brackets were soldered together, and then placed to one side.

The inside of the laminate is now given another, fairly heavy, coating of resin mix, and the screen assembly is pressed down on to this layer and carefully positioned, and the resin again brushed until it impregnates the whole screen. Finally, a last layer of glass fibre, pre-cut to clear the mounting brackets, is laid in place and impregnated with resin, and the assembly placed aside to dry.

After final trimming, the outer surface of the laminate can be polished with wet-and-dry emery and metal polish, and the cabinet is then complete.

Part Four Next Month

S.S.B. Reception for the R1155

above method of connection ensures that the p.d. is only operative with the a.v.c. off.

Wiring

The wiring is straightforward, the components being connected directly to the valve-holder tags. The only point to watch, is that the triode grid load resistor must be taken to h.t. negative and not to chassis. The d.d.t. cathode is connected to the h.t. negative line via a 1k Ω resistor. If the grid load was taken to chassis the biasing conditions would be drastically upset.

Setting Up

The cores of the final i.f. transformer are adjusted to compensate for the stray capacity intro-

—continued from page 1148

duced by the connection of the p.d. to it. This is best done on a weak a.m. signal or with the r.f. gain control turned down on a strong signal so as to keep the a.v.c. inoperative.

A single sideband signal is then tuned in, the b.f.o. switched on and the p.d. switched into circuit. The trimmer is adjusted to give the optimum injection level and when a peak is obtained a dab of wax on the thread will ensure that it does not shake loose.

It was found that the p.d. output was at least double that of the existing diode detector.

Although the p.d. as described was fitted to the R1155 there is no reason why the circuit given could not be used in any receiver, the i.f. input being then taken via a 50pF trimmer from the signal diode. ■

on the Short Waves

MONTHLY NEWS FOR DX LISTENERS

All times are in G.M.T.

All frequencies are in kc/s.

The Broadcast Bands—by John Guttridge

WE congratulate *Radio Nederland* on being voted the most popular short-wave station in the poll recently organised by the International Short Wave Club. Hard behind *Radio Nederland*—in fact only ten votes behind—came *Radio Australia*, winner of the last three polls. Third was the BBC, then came the Swiss Short Wave Service, *Radio Canada*, *Voice of America*, *Radio Japan*, *Radio New York Worldwide* and *Radio Sweden*. One interesting fact is that the top half dozen stations have remained fairly constant favourites over the last ten years.

Station news must begin this month with a correction to the February information. The first English transmission from *Radio Berlin International* is from 1730—1800 and not 1700—1800 as stated. Also it seems likely that the United Nations is now transmitting on Mondays to Fridays.

Kol Israel, Broadcasting House, Jerusalem, Israel has made a slight adjustment to the 9,625 beam of its 2015—2045 English broadcast. This is now directed to the U.K. and South Africa. This broadcast is also beamed to South Africa on 9,009 and was recently heard interfering with a *Radio Free Europe* transmitter on the unannounced frequency of 9,725.

In Tipperary, D. Walsh has been getting good reception of South American stations from 2200 onwards. Those he has heard include Brazilians *Radio Sociedad de Bahia*, ZYN32 on 11,875, *Radio Banderantes*, ZYR78, 11,925; *Radio Nacional*, Brasilia, PRL8, 11,720; *Radio Clube de Pernambuco*, PRA8, 11,865; and *Radio Tupi*, ZYC9, 15,370. *Radio Sociedad de Bahia* and *Radio Clube de Pernambuco* have also been heard in London as early as 1945.

D. Walsh has also managed to identify *Radio New Zealand* (P.O. Box 98, Wellington) signing on to Australia on 9,540 at 0900. This transmission is also carried on 6,080. Finally he reports a SINPO 54555 signal from Conakry, Guinea, on 9,650 during the evenings.

According to R. Owen of Rhondda, *Radio Bucharest* (P.O.B. 111) is now back on 5,990 for its 2100—2130 English transmission to Europe. Other frequencies used are 6,190/7,190.

Confusion exists over the frequency used by *Radiodiffusion du Senegal* (B.P. 1765, Dakar) for the transmission in French, English and Spanish from 1730—1800. D. Lavender of Gravesend gives it as 9,720 (a registered frequency for this station), Paul Harris, of Elgin, says it is 9,675 and the

January ISWC bulletin gives it as 9,770.

D. Lavender also has been hearing the Bonaire outlet of the Trans World Radio on 9,730 as well as 800 with Spanish and English from 0200—0300. Another station he has heard is *Radio Americas* located on Swan Island. At 2400 6,000 it is often audible, with 1,165 medium wave occasionally so. CE970, *La Voz de Chile*, Casilla 13130, Santiago, Chile, was heard at 0100 on 9,700. The interval signal used by this station is "Land of Hope and Glory".

Full QSL verification is given by *Radio Kiev* (Radio Centre, Kiev) according to Paul Harris. There are English transmissions beamed to North America from 0030—0100 and 0430—0500 on 9,660/7,330/7,310/7,180. Also on Mondays and Thursdays there is a half hour transmission at 2230 on 1,241 medium wave to Europe.

At 1500 Paul Harris gets good reception of the news in English from *Radio Pakistan* on 7,020. Other frequencies used are reported as 3,950/9,820. Also giving good reception are the English transmissions of *Radiotelevisione Italiana* (Via del Baberino 9, Rome) to North America at 0030—0050 on 5,960/9,575 and to Australia at 0900—0940 on 11,810/15,400/17,800.

Some notes on QSL cards have been sent in by E. H. Conduit of Wolverhampton. Trans World Radio, Bonaire, he says, gives the date only, R.A.E. Argentina, the frequency only. *Radio Bucharest* omits the time, *Radio Peking* and *Radio Baghdad* give no details at all and surprisingly *Radio Japan*, although providing space on its card for verification details did not fill them in. The Swiss Short Wave Service has, incidentally, issued a very colourful new card. No verification details are given however.

Radio Berlin International is now using 11,795 again for its 1630—1700 German transmission for Africa. French is now aired by *Radio Finland* (Unionkatu 16, Helsinki) at 1440 on 9,555 says D. Taylor, Arbroath.

Radio Baghdad, Salhiya, Baghdad, Iraq, seems to be changing the times of the various languages used in its Foreign Service on 6,030/6,095. I. Taylor, Slough, has heard English at 1930, German at 2020, and French at 2110, whilst Paul Harris says the English transmission begins at 2000.

Radio Japan, Tokyo, has replaced 15,135 by 11,780 for its North and Latin American service from 0200—0400. The other frequency used for this transmission is 9,525.

ELECTRONICS

your career . . .
hobby . . .
own business . . . ?

The demands for good Electronic Engineers is increasing almost daily throughout the world. Electronics is now the most rapidly expanding of all industries with its applications reaching into almost every sphere of human activity. If you are looking for a new career with new opportunities, then now is the time to choose—Electronics. If you are already employed in this field—then now is the moment to seek high qualifications to secure the top jobs which are waiting to be filled. Most of all, the great potential of electronic development means unlimited scope for the future and will ensure a secure occupation for you—unlikely to be affected by possible future recessions in other industries.

The British National Radio School has had 25 years' experience of HOME STUDY coaching for students wishing to master the fascinating subjects of Electronics—whether the object be career or as a hobby or new interest. The School is entirely independent and specialises ONLY in the teaching of electronic subjects. It employs only fully qualified staff to conduct and supervise each individual course taken by a student and it is this close and personal contact between Tutor and Student which we believe makes possible the successful completion of a course of study.


A special feature of our system is that all courses start right from the beginning and no previous knowledge or experience is necessary or expected. Training is carried out in easy step-by-step stages using the most modern methods of tuition. The great advantage of the home study method is that it provides a complete self-contained course giving everything needed for the subject concerned and enabling work to be done in the comfort of one's own home and over any period of time desired.

EXAMINATION COURSES

- CITY & GUILDS TELECOM. TECHNICIANS CERT.
- CITY & GUILDS FULL TECHNOLOGICAL CERT.
- A.M.Brit.I.R.E. EXAMINATION
- RADIO AMATEURS LICENCE EXAMINATION
- P.M.G. CERTIFICATES FOR RADIO OPERATORS.
- R.T.E.B. SERVICING CERTIFICATES.

OTHER COURSES

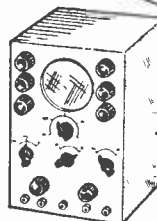
- MATHEMATICS
- TELEVISION
- TRANSISTORS
- SERVO-MECHANISMS
- COMPUTERS
- RADAR & NAVIGATIONAL AIDS



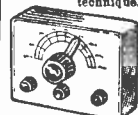
Learn — by building — an international receiver in the top quality class . . . nine transistors . . . L.W. M.W. TWO SHORT WAVE Bands and VHF/FM . . . incorporates every modern receiver design technique.



20,000 ohm/volt modern multi-range test meter . .



Cathode ray oscilloscope to show how circuits work . . .



Transistorised signal generator of new design and wide frequency coverage . . .



Complete picture book library of theory books and practical manuals
NO MATHEMATICS

BUILD AND EXPERIMENT WITH ALL THE ABOVE—AS—YOU—LEARN . . .

This is a new complete experimental course comprising a mixture of theory and practical work using a very full range of electronic components and apparatus. Starting right from the beginning—or at a later stage if needed—the course enables the student to build up all the basic electronic circuits—amplifier; oscillator; rectifier; detector; etc.—and finally to the design, construction, testing and servicing of a latest design fully transistorised receiver and TWO SHORT WAVEBANDS plus VHF/FM reception. It is of real luxury quality throughout—operates from a 9V. battery and can be used anywhere in the world. Every present-day technique in circuitry is covered and the course also includes multi-range test meter; signal generator and oscilloscope. By the end of the course the student will be able to deal with any type of servicing work with confidence and will also have a very useful workshop of equipment. Nearly 100 interesting and absorbing EXPERIMENTS are carried out during this comprehensive course enabling anyone to gain full mastery of electronics.

FREE



POST NOW

TO: BRITISH NATIONAL RADIO SCHOOL, RADIO HOUSE, READING, BERKS.
Please send me your free Brochure, giving details of your Courses, without any obligation, to—

NAME
ADDRESS

I am interested in

(We do not employ representatives)

} Block Caps
Please
courses above
PW 4/65

British National Radio School

UNUSUAL SINGLE SPEAKER SYSTEM

A CONCRETE COLUMN

An inexpensive column speaker constructed from a concrete pipe and fitted with a good 8in. or 10in. unit has attracted much interest and admiration because of its clean open sound. Complete kits of wooden fixtures are available including absorbent wadding and diffusing cone.



Price **£3.15.0** for 8" model. Recommended 8" unit—Super 8/RS/DD **£6.14.2** including purchase tax.

Price **£4.18.0** for 10" model. Recommended 10" units—Super 10/RS/DD **£10.18.8**; Golden 10/RS/DD **£7.17.5**; 10" Bronze/RS/DD **£4.12.9**. Prices include purchase tax.

Suitable concrete pipes can be purchased from builders' merchants at about 12/6 and 17/6.

Descriptive leaflet free on request from:



WHARFEDALE WIRELESS WORKS LTD.

IDLE BRADFORD YORKSHIRE

Grams: Wharfedale Bradford

Phone: Idle 1235/6

Phone 6001/2/3 **DUKE & CO. (LONDON) LTD.** Stamp for Free List
621/3 Romford Road, Manor Park, E.12
Liverpool St.,—Manor Pk.—10 mins.

REGUNED TUBES



21 in. 99/6 Guaranteed one year
17 in. 79/6 Carr. 10/6. Add 10/- refundable on OLD TUBE (110° Tubes in stock).
15, 14 59/6
12 in.

EX-MAINTENANCE TESTED TUBES


17in. — 35/-, 14in. — 15/-.
Carriage 5/-, Satisfaction Guaranteed.

EX-RENTAL TV SETS

Coloured FREE LIST. Demonstrations daily from our large selection

12 month's written guarantee.

Channels for all areas.



17in. **£11.10.0**

14in. **£7.10.0**

Carr. 14in. 20/-, 17in. 30/-


Personal Collection Advised

AERIALS. BBC/ITA combined Loft and room aerials—from 25/-, BBC/ITV and colour aerials—from 29/6. SEND FOR FREE LIST.

TELEPHONE HANDSETS 15/6 pair

G.P.O. pattern, House to Workshop, garage, inter-office, etc. Works off any small battery. P. & P. 4/6.

VALVES 9d. each. 1,000's available. Send for List.
CONDENSERS. 100—10/-, New. Assorted electrolytics and p.f.s. P. & P. 2/6.
V/CONTROLS. 20—10/-. A selection of types and sizes. P. & P. 2/6.
SPEAKERS. 7/6, 6in., 8in., 7 x 4in. and 8 x 3in. Ex. mfd. Salvage. P. & P. 2/3.
NEONS. 25 box 2/-, (S.B.C.D.P. fittings). Mains tester and visual reminders. P. & P. 1/-.



STEEL SHELVING

BRAND NEW

C.W.O. or C.O.D. FREE DELIVERY within 14 days. N. Scotland, Ireland I.O.M., 10% extra.

65/-

71in. high x 34in. wide 12in. deep with 6 shelves as illustrated.

Each shelf will hold over 3 cwt. Shelves adjustable every 2 in. Stove enamelled dark green. White enamel units 50% extra.

Height	Width	Depth	No. of shelves	Price	Price each 3 or more	Extra shelves
71 in.	34 in.	9 in.	6	63/-	61/-	7/-
71 in.	34 in.	12 in.	6	65/-	63/-	8/-
71 in.	34 in.	15 in.	6	74/-	72/-	9/6
71 in.	34 in.	18 in.	6	86/-	84/-	11/6
85 in.	34 in.	12 in.	6	73/-	71/-	8/-
85 in.	42 in.	12 in.	6	91/-	89/-	11/-

Contractors to H.M. Govt. and United Kingdom Atomic Energy Authority. Exporters of Steel Shelving.

Buy direct from the manufacturers

ROCHDALE METAL PRODUCTS
Dept. P.W. **WATERFOOT — LANCS.**
Phone: Rossendale 2450

The Amateur Bands—by David Gibson G3JDG

IN past months, I bemoaned that SWLs had forsaken the l.f. bands. This month I have been snowed under with letters from indignant ear-phone-clad l.f. specialists, and lists of stations received on these bands have grown and grown! But *please*: the date, time, and RST for all reports (and the RX and ant.) This will enable other readers to measure how they're doing and what conditions are like.

NOTE: Deadline for next issue is 28th March.

Top Band

Still going great guns and the "transatlantics" on 16/17th January came up to expectations. This time I was waiting with an Eddystone 888A loaned by SWL Videan and a 10W TX filched from G3LXP. The aerial was some 150ft. longwire but was a bit close to the buildings for comfort. The log reads:—G3PAO, G2AIA, GM3PFO, OK1AKU, OH3NY, GM3TMK, OE1KU, OK3CFF, OK1KVK, VP3KZ, GM3KMR, VE3KE, OK1AEZ, K2NQ, VE1ZZ, VO1FB, VP2AV, W1BB/1, W2IU, VP3CZ, VE3AGX, W2GDZ, OK3KGZ, OKAER, OK2KET, OL3ABW, W3EIS, G13PDN, GM3IAA, OK1ALG.

All these on c.w. and in general non-G stations this side of the pond averaged 559, and from the far bank 449/559. A noticeable omission from the log were the 9L1 stations in Sierra Leone, usually in evidence. Conditions generally on 160 are excellent. Clive Carver (Shotton) says that GW's were coming in on a.m. at S9 plus 40dB on his HE30 and 75ft. longwire. While in Essex, David Griffiths lists some 30 G stations all on a.m. received with a domestic receiver, and a 60ft. longwire via an a.t.u. If conditions get any better we'll have to run a contest for the best log from the station with the smallest antenna, perhaps an end fed coat hanger, or a pair of base loaded cuff links!

80 Metres

On 80 my comments on lack of reports has really brought out the big guns. From West Bromwich Wilfred Smith sends in a colossal log of over 350 G stations including 22 GW, 7 GM and a GC. Also thrown in are 9E1's. In addition F2WW, F5HS, SM7YSF/MM, PAOPAL, F2BT, LA4ZH/MM. The whole lot on phone, using the PRACTICAL WIRELESS *Shortwave-2* (November 1963) modified to suit the line up EF80, ECL82. The antenna is 100ft. longwire.

In Dollis Hill, N.W.10, Jim Rabbitts, who listens with a modified 1155 and a 20 metre dipole, logged the following on phone DL4ZJ/P, DLØJL, DLØLD, EA110, LA3ZI, VE1AA, VE1AFY, VE1IE, WA1AA, WA2SFP, YO9CN, 7X2VX, while up in Sandiacre, Notts., a single conversion superhet and an inverted 14 megs dipole raised W3PHL, VE1IE, VO1CM, OE6HKG and SM6SLA for SWL Kerry. An interesting point about these l.f. bands is the number of stations using 14Mc/s

dipoles, and aerials cut for other bands.

An a.t.u. will often work wonders in such cases and this point is offered as food for thought. Lastly a report that 3A2BT is wandering around the wilds of 80 on phone and shouldn't prove to difficult to hear.

40 Metres

If you can imagine listening to a loud pop group with one ear, and a symphony orchestra with the other ear both at the same time, and all this while you are sitting inside a cement-mixer, while it is mixing, then you are on 7Mc/s! The difficult part is, of course, to hear amateur stations through it all, and big pat on the back for SWL's who did just that.

Barry Austin (Solihull) using a R109A, a home-brewed pre-selector and a 50ft. longwire pulled in OZ7PA, SP7DGA, OE3NR, PAØCDV, DL1IP, F8WA, and a real piece of DX—CX1JJ.

F. C. Powell (Scarborough) says 7Mc/s is often better than 14, but claims c.w. is the thing and I agree with him. He also says the best time is from 2400—0700. Using an HRO with a PR3OX pre-selector and a multi-band dipole (40-20-10) running N/S 50ft. high: DJ5KW, HA5KFR, EL2AD, IT1AGA, HAØHG, KP4ZM, PY1CKG, UF6QB, VP4VU, W1AOH, W3ZNB, W4FJG, W8BRA, W8OPA, ZL2AS. Just goes to show what's abroad in the wee small hours.

20 Metres

DX on this band seems plentiful if you know when to listen. (early mornings 'is the hour for Pacific DX and rare ones.) Certainly 20 is mainly a daytime band at the moment.

Alan Dailey uses an R107 and a crystal converter, with a 90ft. longwire 8-15ft. high. He submits a model log complete with RS reports and times G.M.T.: VK9NT 33 (New Guinea) KG6SB 42, (Guam) HM2BD 43, (Korea) VK2AIA 32, KG6AJI 54, VK2NN 58, ZL2UW 59, VK4YP 58, VK4DW 55, VK9CJ 34, ZL3OY 56, ZP5KT 57, PY2PA 46, KV4CF 59, FY7AO 55, KP4AXC 45, KP4CKJ 59, ZP5OG 57.

In Devon, SWL Ponsford has a CR45 with a 60ft. longwire, and sorted out on phone: W2WSM, WA4WWM, K7UPU, K8VWX, W4RHE, OZ5VL, OZ4SB, DJ2VU, UA3KBD, SM5DZH, SM5AWL; this note is with a t.r.f. receiver.


A domestic receiver and 60ft. of wire in Surrey raised the following for Kenneth Falconer: W8CVH 45, W2LS 47, W1DEP 35, I1POC 47, HB9AEC 36, W2ATZ 47, K2KAC 49, OH5NQ 48, SV1GO 36, CT1LX 48, UB5KBA 47, W1BSY 57, W3VOE 58.

Bernard Hughes (Worcester) has an Eddystone 84OC with a Codar pre-selector and a 20 metre dipole. On 'phone: 5H3JR, SVØWR, UNICC, W5RKR/MM (Maritime Mobile) W9NTP,

—continued on page 1166

KEYED Audio Oscillator

By M. L. Michaelis



CONTINUED FROM PAGE 1068 OF THE
MARCH ISSUE

A further group of interesting applications for the Veroboard circuit under discussion in this article concern electronic music. One such circuit board for each note can form the basis of a complete electronic organ. The frequency stability is superb, particularly if high stability capacitors and resistors are used in the feedback networks between Tr3 and Tr2. Tuning to the correct musical scale is easily possible with small trimmers across C1 to C4 on each board. It is not essential to go to the full expense of making one unit for each note of the keyboard because, in principle, only the feedback networks between Tr3 and Tr2 need be individual for each note. Thus one single Veroboard unit with many feedback networks would already provide a complete electronic organ—but this could not play chords. The cheapest arrangement without these drawbacks would be some five or six units—just as many as the number of notes in the largest chord envisaged—and some suitable method of multiplex switching on the contacts behind the keyboard to switch the particular feedback network for any key depressed through to a "still free" Veroboard unit regardless of other keys already depressed. The simplest arrangement from the point of view of construction and design, but the most expensive, is the use of an individual circuit board for each note of the keyboard. However, this has two major advantages. Firstly the keyboard contacts have to switch nothing but low d.c. voltages at mere microamperes so that even simple designs will ensure fault-free operation. Secondly, as a separate Veroboard circuit is used for any given note, various combina-

tions of inductances and capacitors can be used in parallel with or in place of R12 to modify the quality of the electronic organ (stops).

Apart from the Veroboard units only a single common audio amplifier of conventional design, giving the desired power output and feeding suitable loudspeakers, is required.

Using the larger values, between 0.05 and 0.5 μ F, for C1 to C4, very low audio frequencies of a few cycles per second are obtained at an output of 4V r.m.s. maximum. Using the arrangement of Fig. 3, with the Morse tapper built as a foot pedal operated by the guitar player, the output of the Veroboard unit can be fed into an available input socket of the main guitar amplifier, giving an excellent tremolo effect upon suitable adjustment of relative gains and of VR3. This arrangement is immediately usable with any guitar amplifier without modification.

Detailed Circuit Operation

The above discussion has included the principal uses to which this very versatile circuit may be put as far as the average reader of this journal is concerned. It has by no means exhausted all possibilities. However, more space is unfortunately not available here so we must devote the rest to a description of the essential principles of the basic circuit in Fig. 1, necessary for constructing the unit and getting it to work correctly.

Transistors

The three transistors operate as emitter followers for obtaining a low output impedance (determined solely by R14) for a very high input impedance (at the base of Tr1 (approximately 10M Ω). The sole purpose of this impedance conversion arrangement is to achieve the very high current sensitivity at the input, i.e. an input impedance of a magnitude otherwise customary only with valve circuits, so that even very low output devices such as photocells can be used directly without a preamplifier at the input. The final transistor Tr3 also has a collector load R13 so it also functions as a conventional voltage amplifier. The amplified signal is fed back to the base of Tr2 via the conventional form of network constituting a phase-shift oscillator. When the feedback network consists of four equal C and R sections, as here, the frequency of oscillation is roughly $\frac{1}{2\pi CR}$ c/s, where C is the capacity of one capacitor in μ F and R is the resistance of one resistor in M Ω . The resistors are largely dictated by the characteristics of the transistors used so that the capacitors should be varied to change the frequency. The prototype operated well over the frequency range from 1c/s to 5kc/s and beyond, requiring capacitors ranging from 0.5 μ F to 100pF.

GEC transistors of type 2N1613 were used in the prototype. There is no objection to the use of any other types which are for the purposes of this circuit equivalent. It is essential to use the modern silicon epitaxial types (which are n.p.n., hence the positive collector voltage! CARE!) as only these have the exceedingly low leakage currents necessary for obtaining the high input impedance and the requisite impedance level stability throughout the circuit. All types of germanium transistors are unsuitable. The only other characteristics

required of a particular transistor for it to be suitable in this circuit are a differential current gain of about 30 to 40 under conditions of some 1 to 3mA collector current and a voltage rating (collector to emitter) of at least 60V.

Impedance Levels

The phase-shift oscillator arrangement will not work unless the chain is terminated at the base of Tr2 with another equal 220kΩ resistance. But we cannot just connect such a resistance there physically because the effective impedance at the base of Tr2 already in fact represents such a resistance and we must merely take steps to ensure that it has the desired value. This is controlled by R14, the output-end emitter load, which clamps the impedance levels right back through the entire circuit. Every time we move back through the circuit by one transistor the level of impedance rises by a factor equal to the current gain of the transistor in question, this being the fundamental principle of the emitter follower. The 2N1613 has a current gain of 30 in the arrangement here used so that the impedance at the base of Tr2 is $30 \times 30 \times R14$, i.e. just about the required 220kΩ. If alternative transistors are used it may well be found that the circuit refuses to oscillate at first with the given value of R14 because the current gain can be different and therewith reflect an incorrect impedance to the base of Tr2 for terminating the feedback network properly. In such cases the value of R14 should be adjusted until the circuit oscillates properly. R13 must be at least 30 times R14 as the gain is otherwise not sufficient to sustain oscillation. It may thus be necessary to adjust the value of R13 as well if using other types of transistors.

Moving back to the input end, to the base of Tr1, the impedance level is again 30 times greater there than at the base of Tr2, i.e. it is some 6 to 10MΩ. This permits the use of an extremely sensitive high-impedance input circuit.

The Operating Point

Consider the base of Tr1 disconnected. The entire chain of three transistors then remains cut off. It still remains cut off even for slight positive bias applied to the base of Tr1 until the threshold voltage, which lies at about 1.5V, is reached. The whole cascade then begins to draw current and as soon as the gain of Tr3 has risen sufficiently, which is already at an insignificantly small rise of the input voltage above the threshold, the transistors Tr2 and Tr3 burst into oscillation. If the entire network ahead of the base of Tr1 is for the moment considered to be absent, the input voltage being applied directly to the base of Tr1, the three transistors have reached the mid-point of the linear

part of the characteristic about a $\frac{1}{2}$ V above threshold, i.e. at some 2V input. The oscillation amplitude is then a maximum, about 4V r.m.s. at output terminal 6. Further increase of input voltage at Tr1 base begins to saturate the circuit, the oscillation amplitude decreasing again in proportion. Full saturation is reached at about 2.5V input to Tr1 base, when all oscillation ceases for any higher input voltage.

The circuit thus oscillates whenever and as long as the input voltage at Tr1 base is not less than 1.5V and not more than 2.5V. If this "voltage band discriminating function" is desired for any particular application the input network shown in Fig. 1 can be omitted. A simple potentiometer to shift the voltage response band to any desired higher level can then be used to feed Tr1 base directly.

The purpose of the input network shown in Fig. 1 is to remove the upper limit, i.e. to leave the threshold at which oscillation commences and to sustain oscillation regardless of how much the input voltage is then raised above this threshold.

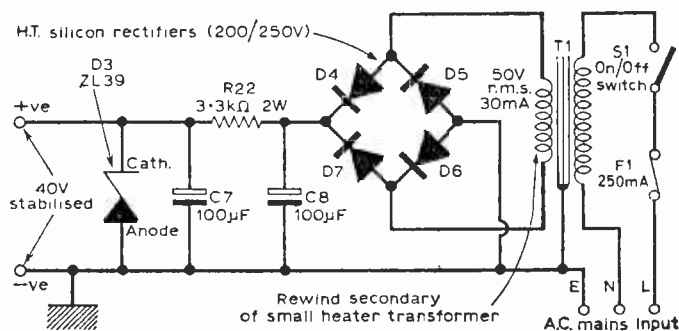


Fig. 5: A suitable mains-operated power pack of the oscillator.

Threshold Selection

R4 and R5 form a voltage divider biasing the diode D1 such that it just begins to conduct when the input voltage reaches the threshold level, this diode reaching full cut-on some 0.5V later, i.e. when the three transistors have just been driven to the mid-point of the characteristic by the increased input voltage (class A point, optimum for oscillation of Tr2 and Tr3). D1 and R5 then present a much lower resistance than R7 so that further increases of input voltage or current is largely diverted through D1. There is, in other words, a limiting action which is, however, not strong enough. When the input voltage is raised to about 6V (instead of 2.5V) some 2.5V nevertheless reach Tr1 base and oscillation ceases were D2 not present. D2 has the same function as D1 only it is biased more heavily on the bleeder R3, VR2, so that it cuts on later. In fact VR2 must be adjusted such that D2 just starts to conduct and assists D1 in the limiting function when the transistors reach the class A point. The combined limiting actions of D1 and D2 then hold the transistors at class A operation even if the input voltage at P1 is raised to 50V or more. In other words, the input is rendered fully non-critical.

Adjustments

Since D1 must start to conduct at the threshold the voltage delay bias applied by R5 for this diode must suit the threshold voltage of the particular type of transistors used, less the intentional pre-bias for the transistors injected through R6 and R9 to drop the actual threshold level to the lowest possible stable limit for the most sensitive setting at P1. R5 must consequently be chosen to suit the threshold voltage of the particular transistors; 5.6k Ω is correct in this circuit for 2N1613 transistors but may need slight trimming for others. However, the choice of R5 is nowhere near as critical as the adjustment of VR2 (voltage delay bias for D2, class A operating point stabilisation). Hence only VR2 is a screwdriver preset whose range of adjustment, however, will most likely cater for any type of transistor used. The detailed adjustment procedure is as follows:

First turn VR2 slider to the top (R6 end) of the track so that D2 is heavily cut off and never operates. Temporarily replace R5 by a small variable resistor (about 20k Ω 1in.). Connect an oscilloscope to output. Apply d.c. voltage from a potentiometer to P1 until oscillation just commences with variable resistor substitute for R5 at maximum. Then reduce R5 until the amplitude of oscillation is still just *not* reduced thereby. Measure the resulting resistance and substitute as fixed resistor for R5. Now raise the input d.c. voltage at P1 slowly until maximum amplitude of oscillation is shown on oscilloscope, showing that the class A operating point has been reached. Then gradually turn VR2 slider down the track towards the chassis end until the amplitude of oscillation just begins to fall as observed on the oscilloscope. The adjustments should therewith be complete. Check by suddenly applying the full 40V positive line voltage to P1. If this causes only temporary oscillation or no oscillation at all, turn VR2 a very slight amount further towards the chassis end and try again. Stable oscillation should be obtained for any input voltage between 1.5V and 40V at P1, the amplitude not changing between about 1.8V and 40V even by the slightest amount.

Input Sensitivity Adjustment

The main part of Fig. 1 shows the arrangement to be adopted at the input side for current operation such as obtained with vacuum-type photocells. VR1 then acts as a shunt for reducing the threshold current in the same way as the shunt of a multimeter reduces the deflection sensitivity of the meter. The range of coverage as shown extends from about 0.5 μ A in the most sensitive position to about 12 μ A in the least sensitive position.

The insert in Fig. 1 shows the arrangement for voltage operation. This is a simple voltage divider (potentiometer) arrangement. With the slider of VR1a at the chassis end infinitely large voltage is required at P1 to reach the threshold, i.e. the sensitivity is zero. With the slider at the top end the threshold voltage is about 1V.

Power Supply

Fig. 5 shows a suitable power supply circuit for mains operation. The current rating is sufficient for one Veroboard unit. If several such units are employed simultaneously in any of the

—continued on page 1165

Veroboard 4x2½" (copper strip side)

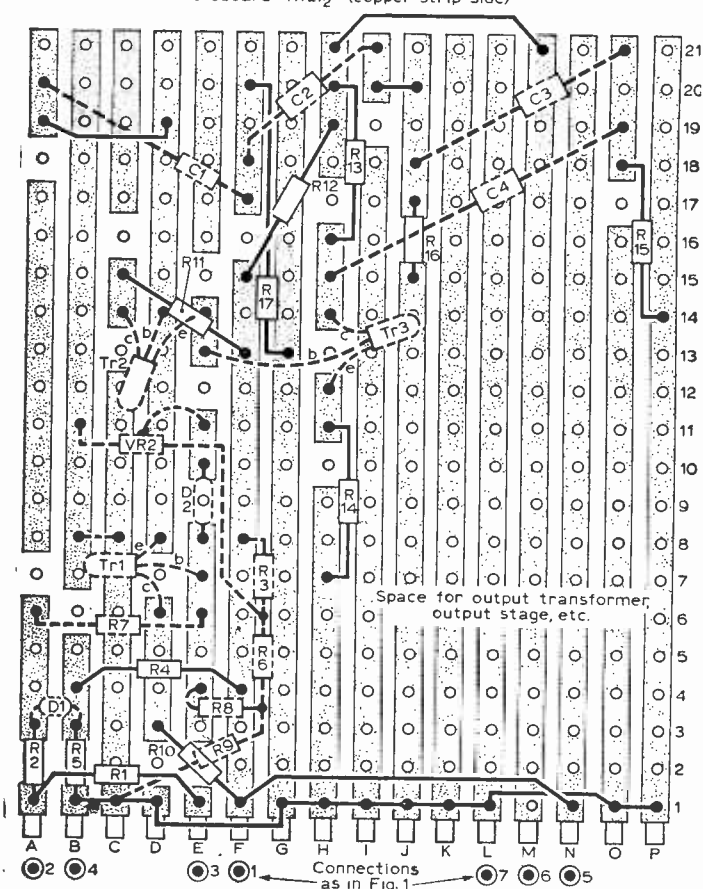



Fig. 6: A wiring diagram of the Veroboard panel. Components on the plain side shown dotted. This layout allows for the addition of the output transformer (Fig. 4) or other output circuits. Large capacitors for low frequencies can be accommodated on the plain side if required.

TRANSISTOR television



**HERE IT IS !
THE
OLYMPIC II**

GREAT NEWS—TRANSISTOR TV FOR THE HOME CONSTRUCTOR !

- ★ Fully transistorised, except for the c.r.t. and e.h.t. rectifier.
- ★ Operates from 12V car battery, Ever Ready TV1 dry battery, or a.c. mains.
- ★ No tiny picture—the Olympic II has a 14" 90° picture tube.
- ★ Unit construction for flexibility.
- ★ High performance using latest techniques.
- ★ Low noise level (better than 5dB) giving clear "snow-free" pictures.

**APRIL ISSUE OF
PRACTICAL TELEVISION
ON SALE MARCH 18th**

DON'T GET LEFT BEHIND—ORDER YOUR COPY NOW!
and tell your friends about it too !



the lou

G.R.Fletcher

FOR quite a long time my wife had been quietly hinting that I should change the column-type loudspeakers in our lounge for something less obtrusive.

After a period of meditation and inward discussion I decided to incorporate a loudspeaker system in a pelmet over a large window at the end of the lounge. The system I had in mind would use two separate loudspeaker enclosures suitable for either stereo or monaural reproduction.

The pelmet, a 15in. wide piece of hardboard, extended the width of the room, a matter of 12ft. approximately. This was supported on the inside by a 2in. x 1in. wooden strip at the top and bottom of the pelmet, making it quite a rigid structure (Fig. 1). An overhang of 5in. would allow for fitting curtain railing and hanging curtains, leaving a height of 10in. for the loudspeaker enclosure area. The pelmet was fixed 6in. from the wall,

giving a cross-section of 6in. x 10in., making the total enclosure volume approximately 8,600 cu. in. This volume is sufficient for good quality reproduction over a wide frequency range, even when used for two separate enclosures, although the one drawback to the scheme is that the enclosures might be too narrow in proportion to the length for best effect. However, I determined to continue with the job.

I decided on HMV elliptical loudspeakers (Part No. 95130BP), the dimensions of these being approximately 5in. x 9in. with a resonant frequency around 90c/s. These speakers fitted the space available and, I decided, would handle the 3W from my amplifier.

This brought me to the baffle boards and using the data given in Fig. 2, I prepared the left and right hand boards according to the length available.

I used a ducted port to obtain optimum effective

Fig. 1: The construction of the wall-to-wall pelmet as it was originally.

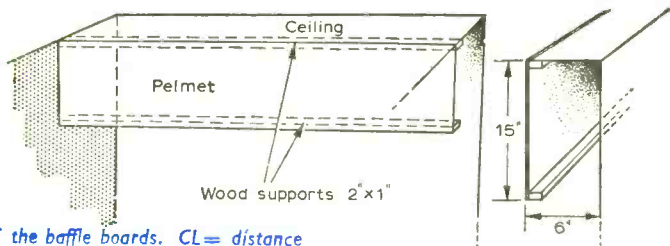
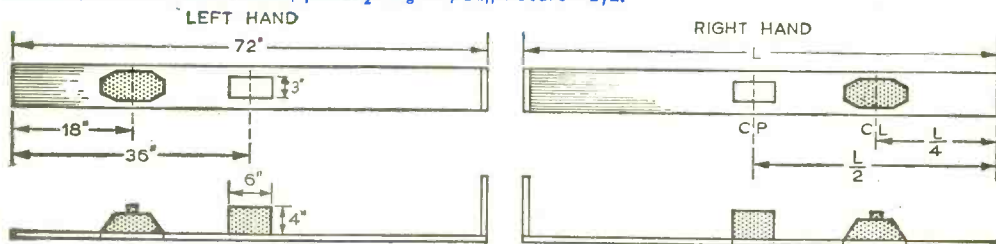


Fig. 2: Below: Detailed construction of the baffle boards. CL = distance from end to centre line of speaker = $\frac{1}{2}$ length of baffle board = $L/4$. CP = distance from end to centre line of port = $\frac{1}{2}$ length of baffle board = $L/2$.



dspeaker

enclosure volume: the port dimensions given are suitable for the loudspeakers already mentioned and tune the enclosure to a resonant frequency of approximately 90c/s.

The dimensions arrived at were as follows:

Width of pelmet	144in.
Height available	10in.
Depth available	6in.
Total available for each enclosure	4,300 cu. in.
Dimensions of port	3 x 6in.
Length of ducting	4in.

$$\begin{array}{rcl} & L & 72 \\ \text{Centre line of loudspeaker} & \frac{\quad}{4} = \frac{\quad}{4} & = 18\text{in.} \\ \text{from end (CL)} & & \end{array}$$

$$\begin{array}{rcl} & L & 72 \\ \text{Centre line of port from end (CP)} & \frac{\quad}{2} = \frac{\quad}{2} & = 36\text{in.} \\ & 2 & 2 \end{array}$$

After mounting the loudspeakers, a check that they are in phase is possible by ensuring that the marked terminal on each speaker is connected to the amplifier chassis by the connecting wire when plugged into the LS socket.

The next step was to prepare and fit a wooden batten 1in. x $\frac{1}{2}$ in. along the wall behind the pelmet, and another opposite, inside the pelmet 10in. below the ceiling. These two battens were used for securing the baffle boards inside the pelmet (Fig. 3). To reduce the transmission of sound through the ceiling and walls I lined the interior of the enclosure with polystyrene plastic insulating material, using $\frac{1}{2}$ in. ceiling tiles cut to size. The baffle boards complete with speakers and port ducts were then fitted and screwed to the wooden battens making sure that the connecting wires were taken to the corner nearest the amplifier. To finish off I inserted a 1in. thick separation piece of polystyrene between the end pieces of the loudspeaker enclosures. A coat of paint was then applied to the baffle boards before completing with the curtain railing.

Monaural reproduction with this arrangement was sparkling and I am confident that stereo would be even better. And, of course, those speakers once such an eyesore are now completely hidden from view.

Although this idea can, of course, be applied to any suitable existing pelmet, where a pelmet is less than 4ft in width it is probably advisable to fit one enclosure only.

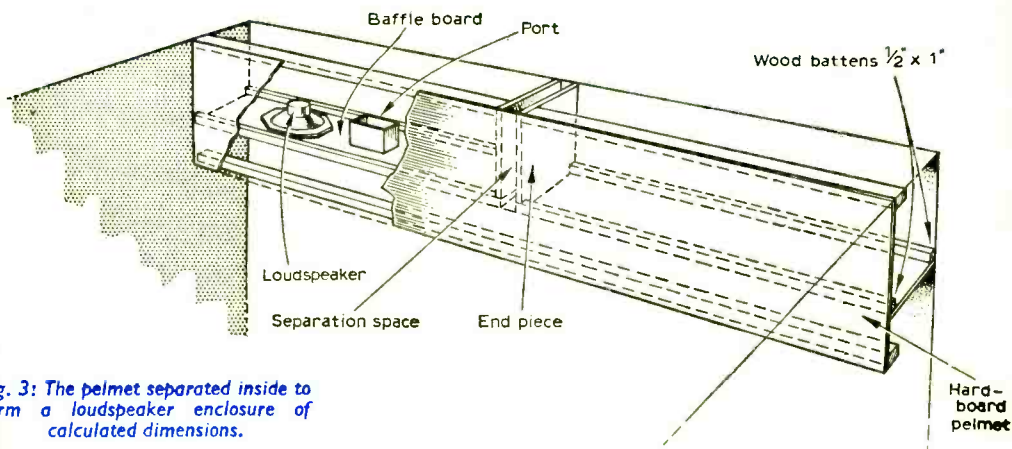



Fig. 3: The pelmet separated inside to form a loudspeaker enclosure of calculated dimensions.



BUILDING A TRANSISTOR SOLO ORGAN

by
G. W. Hardy

CONTINUED FROM PAGE 1074 OF THE MARCH ISSUE

AFTER checking the work done so far on key contacts—as described last month—attention can be given to the contact springs.

Remove assembly and rubber tubing on spikes at rear only, remove hoppers, check that they are numbered and lay aside in order. Drill for $\frac{1}{2}$ in. holes in each as Fig. 11 (last month).

No. 24 s.w.g. spring brass wire obtained from a local builder's merchant was used for the contacts. If obtained from a pianoforte dealer ask for music wire gauge No. 9; 5yd will be ample. Cut into 1yd lengths, fix one in a bench vice, stretch tightly and clean and polish with a cloth.

To make the springs a small piece of $\frac{1}{8}$ in. aluminium was fixed in a vice, a V-shape cut made for forming the hook and metal sawn off at correct length of the spring where each was bent at an angle (Fig. 12).

Some experimenting will be needed here and it is advised that a few springs be made up in a similar gauge copper wire, even fitted to a hopper to get the feel of the job.

The springs should be threaded through the top right-hand hole and with small, pointed pliers the

tail should be bent over in an arc and threaded into the lower right-hand hole, kneading the rest of the wire through after it has been pulled as far as it will come.

Bend ends of wire to one side and snip off close to side of hopper and tin each with solder. The other side of hopper is finished off in the same manner.

Springs when finished and mounted should be under tension. If any are weak push hook over side and bend further in same direction, return the spring and correct any tendency to slide off the hopper by a twist in opposite direction at bottom of spring.

A $1\frac{1}{2}$ in. length of thin insulated flex is bared and tinned at each end, a loop formed in middle and one end of each soldered to the springs.

Each hopper as completed is placed on its spike and followed up with rubber tubing pushed up tightly. Check for alignment with centre of supports.

The paxolin assembly is now placed on the supports and gradually lowered. The purpose of the overlap will now be seen as the rear springs can be eased on before the front ones.

Should the assembly need to be taken apart again, before doing so make a "comb" of cardboard the short teeth of which occupy spaces between the hoppers and so keep them in line.

Continuity and Distribution Strips

The continuity strip is made from a T-section of nylon, adapted from "Swish" curtain rail, placed over back of keys just in front of the hoppers. It is fixed with stem of T uppermost, stem cut away at each end and screwed to the key blocks.

Make a pencil mark in front of each hopper, remove the strip and drill a hole at each mark halfway down the stem. Make copper wire staples as before, push through from front, bend each end up and over away from hopper and cut off. Tin

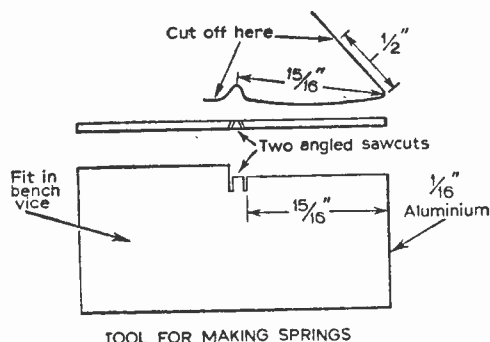


Fig. 12: How the contact springs are formed round an aluminium pattern.

all these ends and connect up wires from the front contact springs (Fig. 11).

The distribution strip is a single row of tags to which is attached one wire from each of the rear contact springs. An extra tag at each end would be useful.

Tuning Resistors and Tuning

It is assumed that each rear contact spring engages with the bronze strip when key is played, if not, correct by adjusting spring hooks with small pliers. These hooks should travel and just mount the working edge of the long bronze strip, when the key is held firmly down. Undue travel may produce noises in playing, but will not matter on the percussion side.

Percussion should be switched off and is dealt with later. Clean bronze strip if needed after handling, work keys up and down. Connect an ohmmeter to bronze strip and to each tag on the distribution strip in turn, working the appropriate key. Readings should be infinity with key up and zero when down.

If desired the organ can be made so that each note is tuneable by wiring a series of small variable resistors as VR2 (Fig. 1b), padding each where necessary to bring within tuning range. However, this is not necessary unless the constructor wishes to experiment with different note generators and pitches, so procedure for using fixed resistors will be explained.

A strip with a double row of 29 tags is fixed alongside the distribution strip and wired as Fig. 13. Also connect up VR2 and leads to note generator panel as shown.

The value of tuning resistors measured in the writer's organ were given in the Components List and serve as a guide. The actual tuning must be done by trial and error and to facilitate this rather tedious job the author devised the arrangements in Fig. 14.

Two flying leads are attached to the tags of the note to be tuned. Commencing with single resistances, clean wires and push into coil springs.

VR2 must be of such value that top note (E, a tenth above piano middle C in the writer's case) can be well flattened or sharpened. In some cases it may be necessary to alter the value of R11. Piano must be tuned to international pitch if one is used. A piano-acordion or even a harmonica would do.

Switch on a couple of minutes before tuning, then check that top note is correct. It must be remembered that since any alteration of this note afterwards will affect all the others it is necessary therefore to constantly refer back to this throughout the tuning.

Use a rubber wedge to weight down key to be tuned and top note can be played without moving these when checking. Vibrato should be off.

Regulating Percussion

All percussion contacts should be in contact with short bronze strips until a note is played. Switch on percussion and slowly press down key.

The note should sound and then decay. If key is kept down owing to breakthrough, the note will continue sounding very faintly; this is quite in

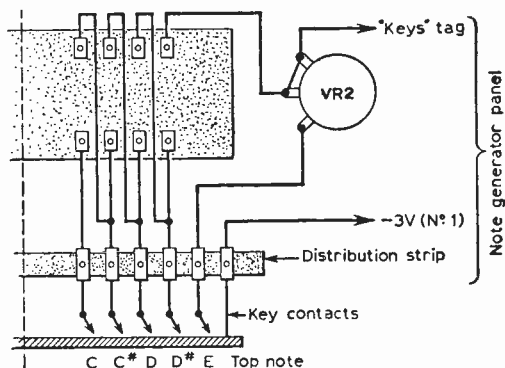


Fig. 13: Details of the tuning resistance strip.

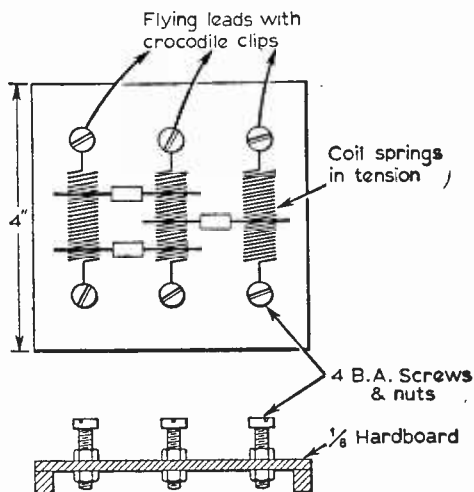


Fig. 14: A simple device to facilitate the quick selection of parallel and series connected resistances.

order and can be ignored. Gradually release key and, if in doing this the note sounds again, the front contact needs advancing by raising the hook with small pointed pliers.

For correct working there should be a point during travel when both contact springs are momentarily off the contact strips (Fig. 11).

The Expression Pedal

Details for making this are shown in Fig. 15; 1/4 in. Weyroc chipboard (fine quality) or plywood would be suitable. The uprights supporting the pedal were cut out of an old strap hinge but any similar piece of mild steel would serve.

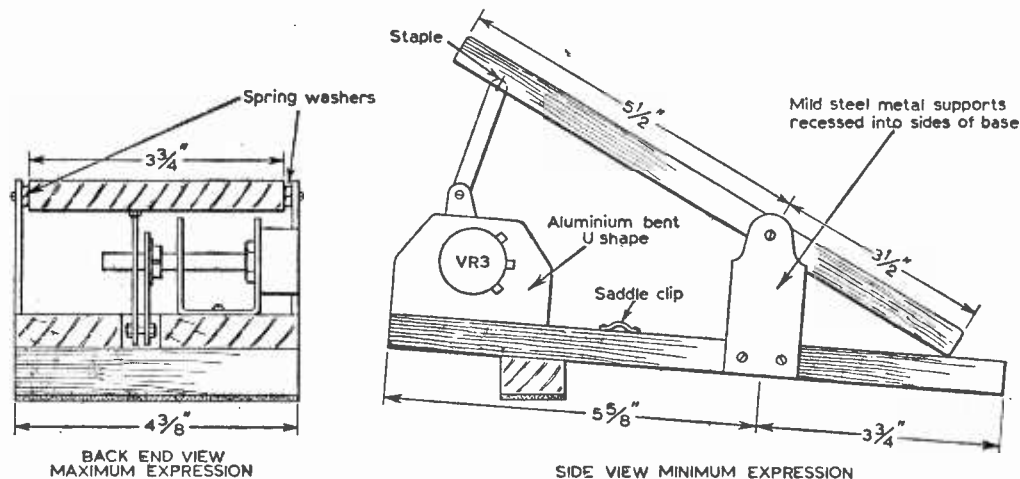


Fig. 15: Construction details of the expression pedal.

The pedal pivots upon two round-head screws inserted through holes drilled near the top of the uprights, and spring washers are followed by thin plain washers before the screws are fixed into the sides of pedal. These screws are finally adjusted so that the pedal stays in any position but moves freely.

After soldering the two leads and screening to the expression control the cable is secured by the saddle clip on the base of pedal. The metal case of the control should also be wired to the screening.

Further Notes on Making and Using the Organ

The method of finishing wood-work used by the author is to rub down with sandpaper, apply a coat of plastic emulsion paint (cream or stone colour is preferred), flick over with fine sandpaper, following with another coat and a third if necessary. Finally rub over with household wax polish and rub well to obtain a durable semi-gloss finish.

It is very easy for the organ to be left switched on, possibly for long periods, and the constructor should attend to this point. The author arranged that the switch knob projects out when on so as to be noticeable.


Tuning control VR2 should only need occasional adjustment and when correctly set to international pitch all the other notes will be in tune and the organ can be played with radio, band groups, piano-accordion, etc.

Playing to Imitate Instruments

Cello: Use lower part of keyboard with slow vibrato, imitating bowing technique with expression pedal.

Horn: Play with one level of expression and without vibrato.

Oboe: Play legato without vibrato and sparingly use low vibrato on sustained notes. Even level of expression.



A view of the underside of the instrument cabinet. The distribution of the batteries here is seen to differ slightly from that of Fig. 8. This was a modification included after the prototype had been completed.

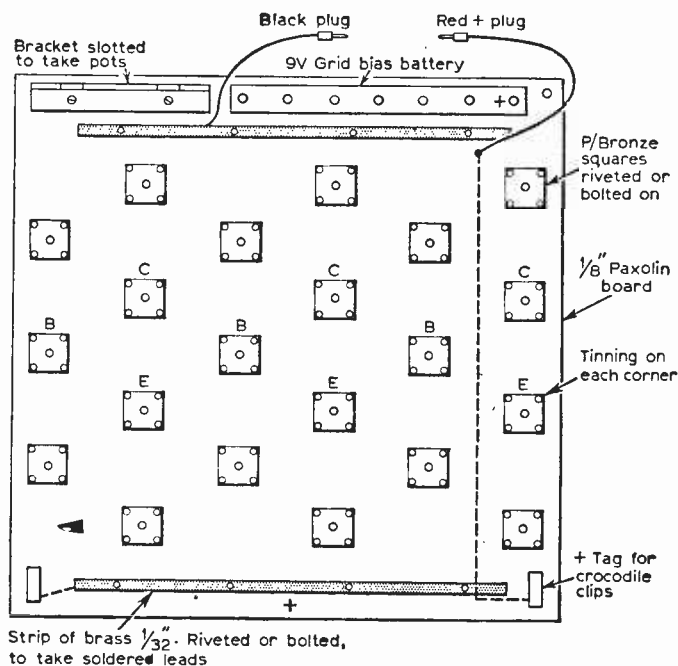


Fig. 16: The quick "hook-up" board as used by the author.

Piano-accordion: No vibrato. Use expression for sudden dynamic changes typical of this instrument.

French accordion: The same but switched to fast vibrato.

Banjo: Use horn with percussion (fast decay), no vibrato. Familiar strumming chords can be imitated by playing the notes in quick succession in arpeggio fashion.

Guitar (acoustic): Percussion (slow decay), no vibrato except at end of phasing when the sustained note should have medium vibrato switched on and off.

Guitar (electronic): For the familiar twang use horn or oboe with medium speed vibrato.

The tonal quality and appeal of this instrument is sufficient to only need moderate use of vibrato, too much of which can become boring. The aim should be variety, of which there is plenty in this little organ. ■

KEYED AUDIO OSCILLATOR

—continued from page 1158

many applications discussed in this article the current rating the transformer and rectifier must be increased accordingly and each unit should have a separate branch C7, C8, R22, D3. Such a branch may be fed directly from a 60V h.t. battery for field use without transformer and rectifier. Alternatively the transformer and rectifier may be replaced by a conventional transistor converter of vibrator circuit (or rotary converter, for that matter) delivering about 70V at 20mA maximum.

Layout and Construction

The layout of this circuit is completely non-critical, any convenient arrangement among the holes of the Veroboard panel (4in. x 2.5in.) which suits the sizes of particular components obtained being satisfactory. It is a good idea to keep roughly to the same layout as depicted on the theoretical circuit of Fig. 1, though this is certainly not essential.

The photograph shows one of the prototype units made by the author for use in recording his Geiger-head signals. The particular Veroboards used had conducting strips on one side, the whole plugging into a chassis-mounting long socket. Details about all such accessories for this and many other circuits can be obtained from the

manufacturers of Veroboard, who offer a wide range of components. The matching transformer for the tape recording head is actually included on the unit shown in the photograph, the recording head being connected directly to the panel base. The input threshold sensitivity potentiometer is shown attached to a fly lead on this particular unit for mounting on the front panel of the complete unit accommodating several of these boards in a row on the chassis, one for each Geiger counter head.

Action Speed

If only brief pulses are applied to the input P1 instead of manually keyed d.c. voltages the audio oscillation follows these equally faithfully, right down to such short pulses at the input, that only a single cycle or two cycles of the audio frequency fit into them, then bursts of just one or two cycles appear at the output. The audio oscillation commences abruptly as soon as the input voltage (provided it exceeds the threshold) is applied and ceases equally abruptly as soon as the input d.c. voltage is dropped below the threshold or removed entirely. This "snap action" with accurate and cleanly keyed audio waveform output is one of the great advantages of this circuit compared to conventional ringing oscillators and "kicked" tuned circuits often used for similar applications. ■

ON THE SHORT WAVES

—continued from page 1155

VS9AAS, TF2WIA (Iceland) VE6AKU, 5A1TT, ZS4OF, 9Q5RK, 7Q7QS. No shortage of DX on 20 and note that it is all on 'phone. Where are all the c.w. specialists?

15 Metres

Unhappily, last month's jubilation was not to be repeated, and things sounded very quiet at this QTH. However, Bernard Hughes logged the following between 1535—1750 all on a.m., which appears to be very popular on this particular band: ZS6Y, CR7CO, 9J2DJ, TG9VS, KØFPL, ZE1AS, DJ8LE, VE3QW, WB2HWH, W2GBB, W8GZL, GM3BRF, K2YXY, K4DWR, W9FDD, W2VYH.

D. F. Carrington's HE30 has a 68ft. longwire with a 14ft. vertical whip at the far end, and brought in IIVCP, OK5CDR, VK3MO, SP5JJP, W2SJM, 9L1LM, 9G2BC, UA6ND, all on phone. Again no reports on the c.w. side of the business but as the above logs show there is activity on the band.

10 Metres

Alas only one lonely report this month from D. F. Carrington. From 1400—1600 the following were in evidence: G3ACR, G3NGB, G2OH, W1BNH/MM, W1MG, W1RM, W8AGZ, W1WKO, K3UCL, WA1ACQ, all phone. A thought which might prove stimulating to 28Mc/s is that aerial experiments can easily be carried out on this band. A ground plane four 10 is only an 8ft. odd vertical whip and four 8ft. radials. Sloping the radials at 45° makes this a very compact DX antenna. A simple dipole is only just over 16ft. long, and this might be sloped to fit in an odd corner.

News in General

First on the menu, expeditions to exotic parts. CEØAG is a medical mission on Easter Island, HC8FN is on Galapagos Island, while VKØDS is located on Heard Island. Norfolk Island is active under VK9TL as is Andaman Island (VU). Corsica radiates F9RY/FC and Sardinia IS1VAZ. In Monaco 3A2CP is reported, and a very great rarity is PX1AB in Andorra. There are two active stations on the Dodecanese Islands, one of them is SVØWF. Two rare ones for the vigilant are CR4AJ and CR4AD, Cape Verde Islands heard at 1625 on the 9th January. All the above on 20 metres. (Thanks to Alan Dailey for the information.) J. C. Wise writes from Hampshire querying 6W8—this is the prefix for Senegal.

For the contest enthusiasts March is a good month. On the 6th and 7th there is the second 144Mc/s "open" and listeners' v.h.f. contest, also on the lower frequencies the YL/OM c.w. contest. 13th and 14th are the dates for the ARRL International DX ('Phone) competition.

20th—21st is the first Top Band contest and also International Single-Sideband contest, while 27th—28th is the c.w. section of the ARRL International DX competition. Incidentally April 4th is the date for a QRP (low power) contest.


P.S. Anyone listen on 23 cms?

Just out!

PRACTICAL HOUSEHOLDER ANNUAL · 1965

**PACKED WITH NEW IDEAS AND EXPERT
KNOW-HOW ON IMPROVING YOUR HOME**

Handymen! Here's your guide to a better, brighter, more comfortable home—bringing you dozens of do-it-yourself jobs you can plan and carry out now.



SPECIAL SECTIONS ON:

WOODWORKING TOOLS. The right tools for each job—how to adjust, sharpen and care for them.

SIMPLE WOODWORKING PROJECTS. Covers a variety of how-to-make projects, including Shelves and Cupboards, Divan Headboards, Bunk Beds and a Child's Playhouse.

HOME IMPROVEMENTS. Unusual Wall Treatments—Room Dividers—Making a Service Trolley—Tiling a Wall.

UNDERSTANDING ELECTRICS. All the know-how you need on domestic electricity and power points.

OUTDOOR IMPROVEMENTS. How to Level Lawns—build Garden Furniture—Screen Walls—Nesting Boxes—Spanish-style Patio.

PROJECTS AROUND THE HOME. How to Fit French Windows and Decorate Outside Walls with Cement Finishes.

**BIG DEMAND!
GET YOURS NOW!**

from all
Newsagents
& Bookstalls

2/6

L.K. ELECTRONICS

The Cheapest - The Best - The Quickest Service

● **Famous Autochanger or Single Player Units** supplied with brand new, two-tone, de-luxe portable cabinets, 17 x 15 x 8 1/2 in. Strong carrying handle, gilt finish clips and hinges are used by famous front for 22 gn. model. Ready cut out motor board 14 x 13 in. Front baffle 7 x 4 in. High flux loudspeaker and 3 watt amplifier. Amplifier ready built on metal chassis with output transformer, volume and tone controls. All items fit together perfectly. Assembly in 30 minutes. Only 5 wires to join. 12 months' written guarantee. Available separately or package deals as below.

Our NEW Mk II Superb Kits are now being dispatched

L.K. PRICES FOR COMPLETE KITS:

Autochanger Kits as above
B.S.R. U.A. 14, T.C. 8 Mono £10.15.0 P.P. 5/6
Garrard Autoslim Mono £11.7.6 P.P. 5/6

Single Player Kits as above
Garrard S.R.P. 10, Mono £10.12.6 P.P. 5/6
E.M.I. Autostop, Mono £10.17.6 P.P. 5/6
Individual Prices for those who wish to purchase separately.
Record Player Cabinet with Cut-out Board ... £3.10.0 P.P. 3/6
Amplifier with 7 x 4 in. speaker £3.10.0 P.P. 2/6

● **SCOOP! B.S.R. U.A. 25 Autochangers.** T.C. 8 Mono P.U. Brand new and boxed. Wired for stereo. Note OUR price £5.15.0. P.P. 5/-. The very very, latest model.

● **SCOOP! B.S.R. U.A. 14 Autochangers.** T.C. 8 Mono P.U. Brand new and boxed. Wired for stereo. Note OUR price £5.10.0. P.P. 5/-. Latest model.

● **SCOOP! Garrard Autoslim.** Mono P.U. Brand new and boxed. Wired for stereo. Latest model. Note OUR price £6.5.0. P.P. 5/-.

● **SCOOP! Garrard A.T.5.** Wired for stereo, inclusive of head and mono cartridge (A.T.5 is an auto transcriber). The finest changer of them all. OUR price, brand new and boxed £7.10.0 only. P.P. 5/-.

AUTOCHANGERS

Single Players
E.M.I. Autostop Mono £5.10.0 P.P. 4/6
Garrard S.R.P. 10, Mono £5.10.0 P.P. 4/6
E.M.I. Separate Pick-up £3.5.0 P.P. 3/6

Transcription Units Stereo Head Mono
Garrard 4 H.F. Stereo £15.10.0 P.P. 5/-
Phillips A.G. 10/16 Stereo £12.10.0 P.P. 5/-
Garrard A.T.6 Stereo £10.10.0 P.P. 5/-
Garrard 301 £16.10.0 P.P. 5/-

● **SCOOP! Record Player Cabinets.** Two-tone, de-luxe finish with cut-out board. These are brand new and product of very famous national manufacturer. OUR price £3.5.0 only P.P. 4/6.

● **SCOOP! 3-watt Gramophone Amplifier.** Complete with Sin. Speaker, 4 1/2", P.P. 5/-.
The amplifier is complete, on a fabric-covered baffle board. Output transformer included. Tone and volume controls and on/off switch. Ready to switch on and play. Terrific volume. Size 12 1/2 x 6 x 3 1/2 in. back to front. For 200-250v. A.C. Output 3 watts.

● **SCOOP! Diodes—over 1,000,000 in stock—ideal substitute** O.A.81 vision detector.

Note OUR price £1.0.0 per 500. P.P. 2/- (in 500 lots only).
● **SCOOP! Transistor Tape Recorder.** The best obtainable by very famous manufacturer. Brand new, boxed, guaranteed Reduced from 12 gns. OUR price £7.10.0. P.P. 3/6. Complete with microphone, tape, batteries and operational booklet Features push-pull amplifier, two motors, single switch operation, pause speed, wind, rewind, record, play back. Can be used in any position, indoor or outdoor.

● **SCOOP! For 27 gns.** A fabulous offer. Package Deal, Garrard A.T.5. Transcriber, plus 2 12 in. 15 watt Hi-Fidelity speakers plus the very latest Continental push-button chassis by Brittamer. Stereo 3-wave band, 6 valves 5 watts per channel. The finest chassis of its type in the world. You will be amazed at performance and quality. We unhesitatingly recommend this chassis. P. & P. 21/-.

● **SCOOP! A Limited Number Only. Tape Decks by B.S.R.** Latest model. A.C./200/240v. Brand new and boxed. OUR price £7.4.0 only. P.P. 4/6.

● **SCOOP! Hi-Fidelity Speakers.** 15-watt. Very famous national manufacturer—we cannot mention name. 45-13,000 c.p.s., 3 or 15 ohm voice coils, response 45-13,000 c.p.s. Magnet 15,000 lines. In carton—unopened and unused. OUR price £4.4.0 only. P. & P. 4/6.


● **SCOOP! A Stereophonic Amplifier** with the following features. A twin ganged tone control in a special negative feedback circuit, giving a wide range of tone correction. A balance control enabling the amplifiers to be equalized in output to compensate for pick-up, lead, speakers, recording differences. A speaker switch, M1, single amplifier. M2 dual amplifiers for increased Monaural output. 53, two speakers at 5 watts per channel. Twin ganged volume controls and all four controls placed equidistant along the front of the chassis. Designed, made and guaranteed by Brittamer Ltd. Brand new and at a fraction of original cost. OUR price £7.10.0 only. P. & P. 4/6.

● **SCOOP! Cartridges—Ceramic Diamond Styli—Stereo—by Acos.** Limited number only at one quarter of original price—15/- only. P.P. 1/-. While stocks last.

● **SCOOP! 1964 Radiogram Chassis, Stereo 3-wave bands,** long, medium, short. 5 watts per channel. 6 valves. Latest Mullard A.C. 200/250v. Ferrite aerial. Glass dial. Horizontal wording. Size 13 x 4 in. Aligned and calibrated. Concentric controls. Isolated chassis. Size 13 1/2 x 9 in. high x 5 in. deep. Product of famous national manufacturer. Brand new and boxed. Maker's guarantee.

OUR price £14.0.0. List price £19.8.0. P.P. 5/6. Our Chassis List quotes prices—the keenest in the Trade. We are Main Agents for the complete range of Brittamer Chassis and Amplifiers. "Brittamer"—makers of Radiogram Chassis to the Top Names in Radio

THE SIOUX 60 WATT MULTIPURPOSE AMPLIFIER



**ONLY
39 GNS.**
PACKING &
CARR.
EXTRA

Ideal for Guitar, Bass or Lead, Organ, Vocal Group Public Address
Incorporating Ten High Duty Speakers in two columns of five designed to handle efficiently the full output of Amplifier at frequencies down to 25 c.p.s. Heavily made Cabinet in two-tone Vynair. For 200-250 v. to 50 c.p.s. A.C. Mains operation. Four iack socket inputs and two independent volume controls for simultaneous connection of up to four instrument pick-ups or microphones. Level frequency response throughout the Audible Range OUR INCLUSIVE PRICE FOR AMPLIFIER, MIKE, STAND, SPEAKERS, LEADS, ETC. ONLY 39 Gns. (REGRET NO H.P.).

Speakers ex Equipment. Sin. 5 1/2", 7 in. x 4 in. 6", 6 in. 6 1/2", 8 in. 7 1/2" P.P. 1/6 each.

TRANSISTOR SECTION

● **SCOOP! A first-class 2 wave-band 8 transistor superhet** chassis by world famous manufacturer. Fully built, aligned, tested, guaranteed. Full coverage long and medium waves. Note OUR price only £6.0.0, P. & P. 2/6. Suitable speaker 10 1/2", P. & P. 1/6. A few cabinets can be supplied at 22 1/2 each, P. & P. 2/-.

OUR price for the package deal £7.4.0 only, plus 3 1/2 P. & P. Ideal for Caroline.

S.A.E. enquiries please. Our Complete Lists 1/- only—credited against your order.

● IF NOT ADVERTISED IT IS STILL IN STOCK

L.K. ELECTRONICS (Victoria) LTD.



17 GILLINGHAM ROW, WILTON ROAD, LONDON, S.W.1.



NOW ANYONE CAN AFFORD TO TRAIN TO BE AN EXPERT IN RADIO, TV, AND ELECTRONICS

Anyone can afford these amazing courses—anyone can understand this practical training—No complicated mathematics to hold you back—No old fashioned, obscure explanations to frustrate you!

The lessons are **CRYSTAL CLEAR, PRACTICAL, EASY TO MASTER AND USE**—Early lessons make fundamentals clear even to the beginner, while other lessons will give you the practical "know-how" of an expert!

Compare favourably with some courses costing very much more! By creating a mass market through large volume sales and eliminating individual letter writing we are able to pass on these savings directly to you!

Each course is printed on extra large quarto size sheets and bound into one manual to simplify handling and distribution.

Please select the course most suitable for your requirements from the following:

No. 1. RADIO COURSE. Fundamental facts—Electron—Conductors and Insulators—Radio Batteries—Circuits—Magnetism—Ohm's Law—Resistor Colour Code—Chart—What resistor to use—Electro-Magnetism—Electro-magnetic Induction—Self Induction—Radio Frequency Inductances—Capacity Coupling—I.F. Transformers—Radio Coils—Radio Capacitors—The Farad—Dielectric—Capacitor Colour Code—Alternating Current Theory & Filters—Reactance and Resistance Charts to calculate Capacity Frequency and Inductance—Handy Radio Formulae—Practical Aspects of Radio Servicing—Radio Valves—Transistor Theory—N Type Germanium—P Type Germanium—Diode Action—Transistor Action—D.C. Stabilization—Transistor Bias Adjustment—R.F. Amplification—Superheterodyne Principles—A.C. Power Supplies—Meters—Multimeters and Valve Testers—Point to Point Servicing—Signal Generators and Signal Tracers—Using an Oscilloscope for Servicing—Alignment—Amplifiers and P.A. Equipment—High Fidelity—Advantages of Inverse Feedback—Speakers—Frequency Modulation—How to Obtain Radio Jobs. Price for the complete course, **ONLY 86/-**. Plus postage 1/6.

No. 2. ELECTRONICS COURSE. Includes most of the above lessons plus I.C. and E. Combined Circuits—Resistance Phenomenon—Behaviour at Resonance—How Meters Work—Making a Voltmeter—Ohm meter Connections—Valves—Electron Behaviour—Triode—Characteristic Curves—Power Supplies—Audio Amplifiers—Microphones—Resistance Coupling—Obtaining Grid Bias—Push, Pull and Parallel—Phase Inverter Circuit—Radio Frequency Voltage Amplifiers—I.F. and Multiband Coils—Detection—Receiver Circuits—Results of Frequency Mixing—A.V.C.—Electronic Oscillators—Quartz Crystals—Radio Transmitter Circuits—Modulation and Tuning—Lines, Antennas and Radiation—Test Equipment Using Meters—Electronic Test Equipment—Thyratrons—Photo-cell Equipment—Radio Compass—H.P. Heating—Electronic Shaping Circuits—Electron Microscope—Electric Strain Gauges—Inter-Communicators—Radio Servicing Techniques—Servicing Printed Circuits. Price for the complete course, **ONLY 86/-**. Plus postage 1/6. Graduates of the Electronics Course can qualify for a certificate—details sent with each order.

No. 3. TELEVISION COURSE. Effect of Mis-adjusted controls—Pictures of various faults—Service adjustments—Circuit Faults Indicated by a Test Pattern—Finding Bad Valves by observing Picture Faults—Separate Channel I.F. System—Intercarrier I.F. System—Negative Picture—Interference—Antenna Principles and Practices—U.H.F. Transmission Lines—Facts About the T.V. Signal to Help you in Service Work—Synchronizing Separators—T.V. Interference Aids—All about Cathode Ray Tubes—Explanation of T.V. Circuits—Video Detector—Video Amplifier—D.C. Restorer Circuit—Automatic Gain Control Circuits—Oscillators—Deflection Coils—Automatic Frequency Control Circuits—Analysis of Stagger Tuned I.F. Receiver—Analysis of Three Inter-carrier Type Receivers—The Vertical Deflection Circuit—The Horizontal Deflection Circuit—Waveforms—Schematics of various sections of a T.V.—U.H.F. Converters and Tuners—T.V. Test Equipment and Alignment—Analysis of Various Problems. Price for the complete course, **ONLY 86/-**. Plus postage 1/6.

UNCONDITIONALLY GUARANTEED TO GIVE COMPLETE SATISFACTION You must be convinced that this is the best value you have ever seen in Electronic, Radio or T.V. Training, otherwise you can return the course (or have your money refunded if sent with order) after you have examined it in your own home for a full seven days.

IF YOU SEND CASH WITH ORDER WE'LL INCLUDE A FREE 70-PAGE BOOK. Tick on the coupon one book for each course ordered with full cash. **RADIO SERVICING FAULT FINDING BOOK. TELEVISION FAULT BOOK. OSCILLOSCOPE BOOK.**

These free books are authoritative, and loaded with information. Would cost at least 5/- each if bought separately—by sending cash you reduce book-keeping and other costs which savings we pass back to you.

FREE TRIAL OFFER

Pay only 5/- per week if you wish. Clip coupon right now for this special offer. To: Sim-Tech Book Company, Dept. CW11, Gater's Mill, West End, Southampton, Hants.

Please send the following courses for a full seven days' trial.

☐ No. 1. RADIO COURSE. ☐ No. 2. ELECTRONICS COURSE.
37/6, incl. postage. 41/-, incl. postage.

☐ No. 3. TELEVISION COURSE.
37/6, incl. postage.

(Free trial customers tick only one please.)

If not delighted, I may return the course post-paid without further obligation on my part. Otherwise I will pay cash price OR 5/- weekly until purchase price plus 2/6 service charge has been paid.

☐ Tick here if enclosing full purchase price.

Please send me ☐ FREE, RADIO FAULT FINDING BOOK.

☐ FREE, OSCILLOSCOPE BOOK.

Amount enclosed £.....
I understand that you will refund this money in full if I am not 100% satisfied. Overseas customers please send full amount (including Ireland).

NAME

ADDRESS

County

Designed for the electronics age . . .

PRIMAX and PRIMAXA solder guns

S
P
O
T
L
I
G
H
T

S
O
L
D
E
R

G
U
N
S



PRIMAX
60 W SPOTLIGHT
86/8d ea.

PRIMAXA
100 W SPOTLIGHT
112/8d ea.

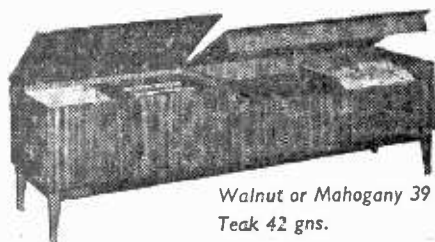
Distributed by **S. KEMPNER LTD.**

384 FINCHLEY ROAD, LONDON, N.W.2

Tel: HAM 6365

HOUSING HI-FI?

See the Longfellow hi-fi cabinet in Room 447, Audio Fair, Russell Hotel, W.C.1. (April 22-25). See how this superb cabinet will take your records, turntable, tape-recorder, amplifier and tuner—all within its 77 inches length.



Walnut or Mahogany 39 gns.
Teak 42 gns.

RECORD HOUSING

Write now for catalogue of full range and nearest stockist (U.K. only)

(Dept. PW.4) Brook Road, London, N.22
Telephone: Bowes Park 7487

A COMMENTARY BY HENRY PRACTICALLY WIRELESS

No. 8
April
Foolery

A JOKE is a joke is a joke, as Gertrude Stein forgot to say. Every occupation has its classic gags. The plumber's forgotten bag, the glazier's "hammered" window, the postman's torn trousers.

Whether because we are a "young" occupation, or whether, as I prefer to think, there is such a wealth of fun in the radio trade that it becomes difficult to choose, there has not yet evolved one typical, identifying joke.

Humour there is, aplenty. There is the old tale of the salesman faced with a box on his counter and an anxious customer on the telephone, saying: "Yes, Madam, of course we can repair it. What is it supposed to be?"

Many an apprentice has been fooled by a request to fetch "a box of amps", or "red oil for the warning light". Many an experienced engineer has put his meter across a high impedance circuit and forgotten to allow for the loading. Or worse, left the meter, switched to Ohms, when attempting to measure h.t., and regretted the lack of a cut-out.

The last are "banana-skin jokes". We pride ourselves in being a little less obvious. The radio fraternity has a reputation for a slightly higher standard of intelligence. Which has not prevented a few tradesmen from being caught by the innocent who approaches with a souped-

up set and a request for an estimate or an opinion. Nowadays, one cannot be certain whether the envoy is from a campaigning newspaper, intent on an exposure of servicemen, from "Which" or even the RETRA, let alone the proliferating Consumer Councils that "protect" our interests.

A little while ago, we would have peeped over the set-bringer's shoulders, searching anxiously for the Candid Camera lens. We remember a riotous half-hour when Jonathan Routh tore the radio business to bits.

Apprehensive customers watched their precious receivers being battered with a ball-pane hammer; others were convinced they were radio-active, and themselves the fault of the receiver's twitches. In retrospect, one must sadly suppose that all the programme demonstrated was the gullibility of people.

Especially, it seems, about things which they cannot see working. Show them a watch, with mainspring squirming, and they'll nod sagely and trust the mechanic. But a dead set that has a blown fuse is as mysteriously ominous as the one with a "chain-reaction intermittent" fault.

Of course, if we specialise a bit in our researches, we uncover a few more candidates for the "classic joke album". There is the tape enthusiast with a full reel of silence because he forgot to plug in the microphone, or his fellow worm who complains bitterly about low output from the machine when a simple twist has caused his tape to turn over.

And there is the obvious jibe at the audiophile who pores over his dials and meters, hearing all of the sound and none of the music. Small wonder that musicians like Benjamin Britten and Anthony Hopkins come out virulently in print against the gramophone. Mr. Britten went so far, in his latest publication, as calling the loudspeaker "the principal enemy of music". And



Peeped over the set-bringer's shoulders.

Mr. Hopkins, after partly convincing us with some excellent writings, came out with the statement during an "Any Questions" session that "... any type of canned music is inferior".

Inferior to what? To the shrill soprano and wobblant baritone of the average provincial oratorio performance, which is about the nearest some of us could get to "real" music unless we listened to the canned type? Who is fooling whom, may we ask?

Like all good jokes, the best is usually that we can tell against ourselves. Most radio bods have their personal favourite; such as the time we ruined our a.c. electric razor in the only d.c. hotel south of the Cairngorms; or spent hours wiring up a mains radio and aerial for a cherished maiden Aunt, only to discover she was powered by gas.

This scribe has already recounted his "aerial short-circuit" boob; and has since perpetrated an even more drastic howler. A friend brought a television receiver to the den for repair. After quite minor mending, we decided to re-align it, and concluded with the machine responding perfectly on all the local channels—only to find, after he had taken possession and re-installed, that he was on the pipeline, and used three quite different—and mistuned—channels.



Many an apprentice has been fooled.

FIDELITY F.M. TUNER

—continued from page 1140

strip which also supports the coupling capacitor and grid leak (C11, R7) for V3. On the same strip R6 is wired to tag 6 on V2 while its other end joins the tag that forms the main h.f. distribution point with connections to resistors 1, 5, 12, 13, 18, 19, and to the supply connector. The middle fixing lug of this strip is an earth point for three components.

All cathode bias components for V3, V4, V5, and the screen components R21, C21 of V5 are grouped by tag-strip and earthed to chassis. The electrolytic capacitor C23, clipped to chassis serves to connect and support R21, R22, and R23, the latter leading to the h.t. positive pin of the power connector.

The pulse discriminator network is mounted on a tag-strip and connected to V5 anode (tag 7) by C24. Note that three lugs on this strip are used as earth points, of which one earths the valveholder tag 6. The junction of D3 and R25 is the point from which a.f.c. voltage is taken to R28 at V2 grid. The a.f. output capacitor C27 is not shown in the diagram but arrows at C26 and the output coaxial socket indicate its connection points.

Although mounting the capacitors C7, C8, C9 under the chassis may seem a little inconvenient for adjustment this, with screening in mind, is their proper place and permits short connections to the switch distributor contacts. C6 is, of course, connected to the selector contact.

Numerical references to coil base connections to have the same orientation when the coils are fitted in positions convenient for short, direct connections, and tally with the references in Fig. 1. Foreseeing possible effects of slight variations in the winding of hand-made coils the following additional notes are offered. The range of the aerial coil is affected by stretching or compressing it. It should tune by circuit capacitance but a capacitor of 3 to 5pF can be fitted from grid to earth if necessary. The bi-filar primary and secondary windings of the r.f. transformer are wound simultaneously with side-by-side strands of wire. To achieve an accurate turns count, over-wind it, dope it, and then peel back as necessary, trim and solder to the lead-out wires. Adjustment of the oscillator coil has already been described.

Many other variations are possible, but those given here after considerable thought and experiment seem most likely to suit ordinary needs. In the absence of commercial development there is no firmly established trend. Never-the-less, the system can be expected to give high quality results with very little difficulty. Sensitivity is less than that of conventional receivers but should be adequate for reception over at least twenty miles. In trials (but not for daily use) I have received signals just up to limiting level with a simple dipole two or three feet from ground level at about twelve miles from the Sutton Coldfield transmitter. It is worth mentioning, in conclusion, that although a 12A17 (ECC81) is specified for V2 one version of the unit was found to work better with type ECC83.

Your 124-Page Guide to Better Motoring at Less Cost

OUT MARCH 29th

PRACTICAL MOTORIST
annual 1965

Sections on:

MAINTENANCE AND REPAIR • CAR KNOW-HOW
UNDERSTANDING CAR ELECTRICS
BUYING A CAR • TOURING HOLIDAYS
RUNNING A WORKSHOP • CAR AND ACCESSORY
TESTS


Performance Analyses of a variety of Popular Models
BIG DEMAND! RESERVE YOUR COPY NOW-2/6

TO (Name of Newsagent)

Please reserve/deliver my copy of the PRACTICAL
MOTORIST ANNUAL 1965 (2/6), on sale March 29.

NAME

ADDRESS



THE KEENESE TAPE RECORDER BARGAIN OF THE YEAR!



A 24 gns. Tape Recorder offered at the bargain price of only 15 gns. plus 10/- carr. Supplied in 3 Units already wired and tested. A modern circuit for quality recording from Mike, Gram or Radio, using latest B.S.R. Twin Track Monardeck Type TD2 valve line up—EF85, EC182, EM84, EZ80 and Selenium Diode. Send for detailed list—3d. stamp.

Complete Kit comprising items below.

BARGAIN PRICE 15 Gns. + 10/- Carr.

2-tone Cabinet and 3in. x 5in. Speaker. Size 14in. x 10in. x 7in.	£3.10.0	+ 5/- Carr.
Wired Amplifier complete with 4 Valves, front Panel, Knobs, etc.	£5.15.0	+ 3/6 Carr.
B.S.R. Monardeck Type TD2	£7.70.0	+ 4/6 Carr.
Accessories: Mike, Tape, empty Reel, screened Lead and Plugs, Instructions, etc.	£1.0.0	+ 2/- Carr.

RECORDING TAPE

Famous American Columbia (CBS) Premier quality tape at NEW REDUCED PRICES. A genuine recommended Quality Tape. TRY IT Brand new, boxed and fully guaranteed. Fitted with leader and stop foils.

Standard	Double Play	Long Play	SPECIAL OFFER. 3" Mes-
5" 600' 13/-	1,200' 31/6	900' 17/6	sage tape 150', 3/8; 3" L.P.
5" 900' 18/-	1,800' 37/6	1,200' 19/6	225', 4/8; 3" D.P. 300', 6/6
7" 1,200' 21/-	2,400' 47/6	1,800' 28/6	P. & P. per reel id.

Post & Package per reel, 1/- plus 6d. each for additional reels.

Condensers—Silver Mica. All values 2pF to 1,000pF, 6d. each. Dittos, Ceramex 9d. Tub. 450' T.C.C. etc. 0.001 mFd to 0.01 and 0.1/350V. 9d. 0.02-0.1/500V. 1/-, 0.25 Hunts 1/8, 0.5 T.C.C. 1/8, etc., etc. Close Tol. 5Micas—10pF, 5pF, 500pF 8d. 500-5,000pF, 1/-, 1pF, 2pF, 100pF, 9d. 100pF, 500pF, 1/-, 575pF, 3,000pF, 1/8. Resistors—Full Range 10 ohms-10 meg. ohms 20% 1 and 1W, 3d., 1W, 5d. (Midget 1/100 ohm rating) 1W, 6d., 2W, 9d. Hi-Stab. 5W, 1W, 1W, 6d. (Midget 1/100 ohm-1 meg). Other values 9d. 1% 1W, 1/8, etc., etc.

Volume Controls—5K-2 Meg. ohms, 3in. Spindles. Morganite Midget Type 1 1/2in. diam. (tune, 1 year. 1/60 or 1/1N. ration less 5W, 3/6, DP, 5W, 4/6. Twin Stereo less 5W, 6/6, DP, 8W, 8/6. Specials to order.

WAVECHANGE SWITCHES, 1 p. 12-way, 2 p. 2-way, 2 p. 6-way, 3 p. 4-way, 4 p. 2-way 4 p. 3-way, one spindle, 3/6 ea.

RECORD PLAYER CABINETS 5/6

Contemporary style, reline covered cabinet in two-tone maroon and cream. Size 12 1/2" x 14 1/2" x 12 1/2", fitted with all accessories including haffle board and Vynair fret. Space available for all modern amplifiers and auto-changers etc. Uncut record player mounting board 14 1/2" x 12 1/2" supplied.

VALVE 2 WATT AMPLIFIER 2Z80 and Twin etage EL182 with vol. and neg. feedback tone control. A.C. 200/250v with knobs etc. ready wired to fit into cabinet. £2.17.6, P. & P. 1/6. 7" x 4" speaker and trans. 22/-, P. & P. 2/-.

COMPLETE R/PLAYER KIT. As ill. inc. BSR UA14 Unit. New Bargain Price. Now only £11.10.0. 7/6 carr. Double wound mains Tlr. no live chassis.



BONDACOUT Speaker Cabinet Acoustic Wadding (lin. thick approx.) 18m. wide, any length cut, 2/3 ft., 6/- yd. **TINNED COPPER WIRE**, 16-22g., 2/6 lb. **ERSIN MULTICOE SOLDER**, 60/40 4d. per yard. Cartons 2/6 etc.


TYGAN FRET (Contem. pat.). 12 x 12in. 2/-; 12 x 18in. 3/-; 12 x 24in. 4/-, etc.

EXPANDED FINISHED METAL. Attractive gilt finish. 4in. x 4in. diamond mesh 4/6 sq. ft. Multiples of 6in. cut. Max. size 4ft. x 3ft., 4/6 plus carr. Do. finer patterned mesh, 4/6 sq. ft., multiples of 12in., max. size 3 ft. x 2 ft., 2/6 sheet.

ENAMELLED COPPER WIRE—4lb. brace 14g-20g, 2/8; 22g-28g, 3/-; 30g-34g, 3/8; 36g-38g, 4/3; 39g-40g, 4/6, etc.



Est. 1949



MULLARD "3-3" & "5-10" HI-FI AMPLIFIERS

3 ohm & 15 ohm output

"3-3" Amp, 3 valve, 3 watt hi-fi quality at reasonable cost. Bass Boost and treble controls quality sectional output transformer, 40 oh-25 kOhms x 143, 100mV for 3W, less than 1% distortion. Ironicize enclosure panel. Complete kit only £6.19.6. Carr. 5/-, Wired and tested 8 gns.

MULLARD "5-10" AMPLIFIER, 5 valves 10W 3 and 15 ohm output, with Mullard's famous circuit with heavy duty ultra-linear quality output transformer. Carr. and Ins. 7/6.

Basic amplifier kit price Ready built 11 gns.

£9.19.6

CONTROL PANEL KIT. Bass, Treble and Volume controls with 4-position selector switch for radio tape and 11in. x 4in. enclosure panel.

AMPLIFIER KIT AND CONTROL PANEL KIT, £11.19.6. Dittos, ready wired, £14.19.6.

2-VALVE PRE-AMP. UNIT. Based on Mullard's famous 2-valve (2sEF86) circuit with full equalization, with volume, bass, treble and 5-position selector switch. Size 9 x 6 x 2 1/2in. Complete kit £5.19.6, carr. 3/6. Ready built £7.19.6.

6 VALVE AM-FM TUNER UNIT

Med. and VHF 190 M-550 M, 85Mc/s-103Mc/s, 6 valves and metal rectifier. Self contained power unit, A.C. 200-250v, operation. Magic-eye indicator, 3 push-button controls, outflow, Med. VHF dial and high output sockets with gain control. Illuminated 2-unit, perspex dial 1 1/2 x 4in. Chassis 1 1/2 x 4 x 5 1/2in. A recommended Fidelity Unit for use with Mullard 3-3-10 amphears. Available only at present as built-up units, aligned and tested ready for use. Bargain price £12.10.0 Carr. 5/6. We hope to produce this popular unit in kit form very shortly.

DE-LUXE RECORD PLAYER KIT



Incorporating 4 Sp. Garrard Auto-Slim unit and Mullard latest 3 watt printed circuit amplifier (EC1, 86 and EZ 80), vol., bass and treble controls, with 8" x 5" 10,000 line speaker. Contemporary styled 2-tone cabinet, charcoal-grey and off-white with matching blue relief. Size 17 1/2" x 16" x 8". A stylish unit capable of quality reproduction. Circuit and const. details 2/6 (inc. with kit)

COMPLETE KIT £13.19.6

Illuminated perspex control panel section 7/6 extra. Ready wired 30/- extra. Four contemporary mounting legs (6" or 13") 12/6 per set.

TRANSISTOR COMPONENTS

Midget I.F.S.—465 Kcs 9/16in.

Diode, 1N4001, 5/8

Diode, 1N4002, 5/8

Diode, 1N4003, 5/8

Diode, 1N4004, 5/8

Diode, 1N4005, 5/8

Diode, 1N4006, 5/8

Diode, 1N4007, 5/8

Diode, 1N4008, 5/8

Diode, 1N4009, 5/8

Diode, 1N4010, 5/8

Diode, 1N4011, 5/8

Diode, 1N4012, 5/8

Diode, 1N4013, 5/8

Diode, 1N4014, 5/8

Diode, 1N4015, 5/8

Diode, 1N4016, 5/8

Diode, 1N4017, 5/8

Diode, 1N4018, 5/8

Diode, 1N4019, 5/8

Diode, 1N4020, 5/8

Diode, 1N4021, 5/8

Diode, 1N4022, 5/8

Diode, 1N4023, 5/8

Diode, 1N4024, 5/8

Diode, 1N4025, 5/8

Diode, 1N4026, 5/8

Diode, 1N4027, 5/8

Diode, 1N4028, 5/8

Diode, 1N4029, 5/8

Diode, 1N4030, 5/8

Diode, 1N4031, 5/8

Diode, 1N4032, 5/8

Diode, 1N4033, 5/8

Diode, 1N4034, 5/8

Diode, 1N4035, 5/8

Diode, 1N4036, 5/8

Diode, 1N4037, 5/8

Diode, 1N4038, 5/8

Diode, 1N4039, 5/8

Diode, 1N4040, 5/8

Diode, 1N4041, 5/8

Diode, 1N4042, 5/8

Diode, 1N4043, 5/8

Diode, 1N4044, 5/8

Diode, 1N4045, 5/8

Diode, 1N4046, 5/8

Diode, 1N4047, 5/8

Diode, 1N4048, 5/8

Diode, 1N4049, 5/8

Diode, 1N4050, 5/8

Diode, 1N4051, 5/8

Diode, 1N4052, 5/8

Diode, 1N4053, 5/8

Diode, 1N4054, 5/8

Diode, 1N4055, 5/8

Diode, 1N4056, 5/8

Diode, 1N4057, 5/8

Diode, 1N4058, 5/8

We manufacture all types Radio Mains T.ansi, Chokes, Quality O/P Trans., etc. Enquiries invited for Specials. Prototypes for small production runs. Quotations by return. Send for detailed bargain list, 3d. stamp.

RADIO COMPONENT SPECIALISTS

70 Bristol Rd., Thornton Heath, Surrey.

Hours: 9 a.m.-6 p.m., 1 p.m. Wed.

Thurs 10-11.8. Terms C.W.O. or C.O.D. Post and Packing up to 1 lb. 9d.; 1 lb. 1/3; 3 lb. 2/3; 5 lb. 2/9; 8 lb. 3/6.

EXPRESS ELECTRONICS

FOR THE FOLLOWING BRAND NEW UNITS

AMPLIFIERS

TRIPLETONE HI-FI MAJOR	12 watt	£15.10.6
TRIPLETONE CONVERTIBLE	5 watt	£6.19.6
TRIPLETONE GEMINI STEREO	5 watt	£15.15.0
LINEAR	3 watt	£6. 6.0
LINEAR DIATONIC	12 watt	£12.12.0
LINEAR CONCHORD	30 watt	£16.16.0
ADAstra 3-3	4 watt	£4.19.6
LEAK TL12	14 watt	£18.18.0
LEAK VARISLOPE PRE-AMP	£15.15.0
LEAK TL50	50 watt	£33.12.0
QUAD	15 watt	£22. 1.0
QUAD STEREO/MONO PRE-AMP	£25. 0.0

LOUDSPEAKERS

GOODMANS AXIETTE 8in.	6 watt	£5. 5.0
GOODMANS AXIOM 10in.	10 watt	£6. 6.0
GOODMANS AXIOM 20i	15 watt	£10.15.0

BAKERS 'SELHURST' 3 or 15 ohm

JUNIOR 8in.	8 watt foam	£5. 5.0
STALWART 12in.	15 watt	£5. 5.0
BASS GUITAR 12in.	25 watt	£5. 5.0
STANDARD Heavy Duty 12in.	20 watt	£7. 7.0
BASS Heavy Duty 12in.	25 watt	£12.12.0
AUDITORIUM 15in.	35 watt	£18.18.0

RECORD PLAYERS

GARRARD SRP10 4-speed	£4.17.5
GARRARD AUTOSLIM 4-speed	£6. 7.6
GARRARD AT6 TRANSCRIPTION	£9.17.6
GARRARD 4HF TRANSCRIPTION	£14.17.6
GARRARD A LAB SERIES	£17.10.0
GARRARD 301 LAB SERIES	£19. 5.0
DECCADEC WITH DERAM HEAD	£14.15.0

DELIVERED FREE U.K.

S.A.E. WITH ALL ENQUIRIES

EXPRESS ELECTRONICS

32 SOUTH END, CROYDON, SURREY

Telephone: Croydon 9186

- all these and hundreds more

Mon. Sat. 9 a.m.—5.45 p.m. Wednesday 1 p.m.
Lunch 1.30 to 2.30

Special 24 Hour Express Mail Order Service

AS1 12/6	ERF89 7/6	EF89 8/-	EZ41 7/-	PCL83 9/-	U26 10/-	UL84 6/-	5Y8G/GT 8/6	6C5GT 8/-	6U5G 7/6	12AX7 5/6
DAF91 4/6	EC081 4/-	EF91 4/-	E280 5/6	PCL84 7/-	U26 10/6	UY41 7/6	6A7 12/6	6CD4G 85/-	6V6G 4/-	12BA6 7/6
DAF96 6/6	EC082 5/-	EF92 4/-	EZ81 8/6	PCL85 7/6	U191 18/6	UY85 5/6	6A9 8/6	6CH6 10/-	6X4 4/6	12BE6 7/6
DF91 8/-	EC083 5/6	EF95 10/-	GZ32 12/6	PCL86 10/-	U301 18/6	VP4B 17/6	6AL5 8/6	6CB 5/6	6X5G 5/-	12K7GT 5/-
DF96 6/6	EC084 6/6	EF183 9/-	HL41DD PL36 11/6	U801 19/6	VR150/30 7/-	6AL5 8/6	6A6 4/-	6F6 5/6	6X5GT 8/6	12K8GT10/-
DK91 6/6	EC085 6/-	EF184 8/-	KT66 12/6	PL81 7/6	UARC50 5/6	6A6 4/-	6A6 4/-	6H6 2/-	6/30L3 12/6	12Q7GT 8/-
DK92 7/-	EC086 12/6	EL33 17/6	KT66 17/6	PL82 7/6	UAF42 8/6	WR1M 6/-	6A6 4/-	6H6 2/-	6/30L3 12/6	12Q7GT 12/-
DK96 7/6	EC087 8/6	EL41 9/-	KT81 10/6	PL83 7/6	UBC41 8/-	X61M 13/6	6A6 4/-	6H6 2/-	6/30L3 12/6	12Q7GT 12/-
DL92 5/-	EC088 7/-	EL42 7/-	KTW61 7/-	PL84 7/-	UBF80 7/6	X78 28/-	6A6 4/-	6H6 2/-	6/30L3 12/6	12Q7GT 12/-
DL94 7/-	EC089 8/6	EL24 5/6	MU14 17/6	PY32/3 10/-	UBF89 7/6	X78 28/-	6A6 4/-	6H6 2/-	6/30L3 12/6	12Q7GT 12/-
DL96 6/6	EC090 8/6	EL25 9/6	N78 22/6	PY81 6/-	UC42 8/6	1R5 5/6	6A6 4/-	6H6 2/-	6/30L3 12/6	12Q7GT 12/-
EAB080 5/6	ECL82 8/6	EM80 8/-	OZ4 6/-	PY82 5/6	UCR81 7/-	1R5 5/6	6A6 4/-	6H6 2/-	6/30L3 12/6	12Q7GT 12/-
EAF42 8/6	ECL86 8/6	EM81 8/-	PC84 6/-	PY83 7/6	UCL82 8/6	1T1 4/6	6A6 4/-	6H6 2/-	6/30L3 12/6	12Q7GT 12/-
EBF1 3/6	EF41 7/6	EM84 8/-	PC089 8/6	PY800 8/6	UCL83 9/-	3T4 6/-	6A6 4/-	6H6 2/-	6/30L3 12/6	12Q7GT 12/-
EB041 8/-	EF80 5/-	EY51 7/6	PC080 7/-	PZ30 12/6	UF41 7/6	3V4 7/-	6A6 4/-	6H6 2/-	6/30L3 12/6	12Q7GT 12/-
EBF90 7/6	EF85 5/-	EY86 7/6	PCF86 9/6	SB61 8/-	UF89 7/-	6U4G 4/-	6A6 4/-	6H6 2/-	6/30L3 12/6	12Q7GT 12/-
EBF83 8/-	EF86 7/-	EZ40 7/-	PCL82 7/6	U14 9/-	U141 7/6	6V4G 9/-	6A6 4/-	6H6 2/-	6/30L3 12/6	12Q7GT 12/-

COMPLETE VALVE LIST FREE WITH ORDER

OBSOLETE VALVES A SPECIALITY
SEND FOR QUOTATION

TERMS OF BUSINESS C.W.O. or C.O.D.
4/2 PACKING CHARGE ON ALL C.O.D. ORDERS. POSTAGE 6d. per VALVE

Mon.—Sat. 9 a.m.—5.45 p.m. Weds. 1 p.m.
Lunch 1-30 to 2-30

BRAND NEW TRANSISTORS			
OC35 10/-	OC72 8/-	OC81D	5/-
OC42 6/-	OC74 8/-	OC81m/pr	12/6
OC44 5/-	OC75 8/-	OC82	8/-
OC45 5/-	OC77 8/-	OC82D	6/-
OC71 5/-	OC81 5/-	OC170	6/-

SILICON RECTIFIERS

400 volts 350 mA ... 7/6 each

SETS OF VALVES

1R5, 1S5, 1T4, 354, 3V4	...	Set of 4, 17/-
DAF91, DF91, DK91, DL92, DL94	...	Set of 4, 17/-
DAF96, DF96, DK96, DL96	...	Set of 4, 25/-

R.S.T. VALVE MAIL ORDER CO.
211a STREATHAM ROAD MITCHAM SURREY

Tel: MITCHAM 6202
Open Daily to Callers

More about the "TEN-FIVE"

BY A. S. CARPENTER, G8ABG

Further observations and some hints in connection with the communications-type transistorised receiver described in the October and November 1964 issues of P.W.

THE "TEN-FIVE" described in the October and November 1964 issues of P.W. aroused considerable interest, as might have been expected. From correspondence received it is clear that many readers have tackled the project and there is little doubt that many more will do so later. Few difficulties are likely to present themselves to constructors reasonably experienced, but some will probably incorporate snippets of circuitry to suit their own need or fancy.

By and large, however, few improvements can be made to the receiver if we are to keep within the range of components generally available to constructors. It is possible, though, to make certain small changes and these are the intention of the present offering.

Before continuing, however, it might be worth while drawing attention to a few minor errors which accidentally slipped in to the original descriptive matter. Referring to the original text and diagrams please note that the connections to L1 should be made to pins 1 and 2 and *not* pins 1 and 6 as shown. Pin 1, of T2, should be connected direct to the +ve line and the "pole" of S2B should connect direct to the negative line. In the Components List T4 should be specified as:—"Miniature Transistor-type Coil. Denco range 2 (red)."

SOME MINOR MODIFICATIONS

A very important section of any receiver of this kind is its i.f. strip (or strips) and variable selectivity is not infrequently fitted so that the bandwidth may be altered within limits.

In the "Ten-Five", selectivity of the i.f. strip is reasonably good and sharp "peaking" is possible despite the fact that only single-tuned windings are accommodated in the transformers. As mentioned earlier an improvement would result if double-tuned transformers were used but suitable specimens of dimensions small enough to suit the layout do not seem to be available.

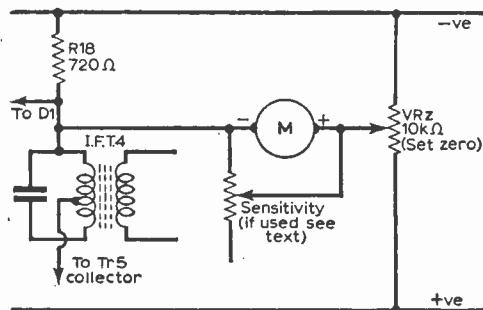


Fig. 1: An alternative 'S' meter circuit.

If sharper tuning is required use of a little judiciously applied regeneration might help. To introduce such regeneration take two short lengths of PVC wire, preferably single-strand type, and solder an end of each to pins 1 of, say, IFT3 and IFT4. Twist the wires together but do not interconnect them.

At switch-on, oscillation results whereupon the wires are gently untwisted until a point is reached where the oscillating condition just ceases. Any wire remaining above the twist may then be snipped away and the device re-adjusted after which it may be left *in situ*.

It must be appreciated, however, that the introduction of any form of regeneration does inhibit instability and it is therefore up to the user to decide whether or not the inclusion is worth while.

A MODIFIED "S" METER CIRCUIT

The signal strength meter as described originally reads backwards. With a.g.c. switched out the meter pointer is made to read full scale by adjustment of the "Zero" control. Switching in the a.g.c. causes the pointer to fall back from full scale deflection to give an indication of received signal strength. This "backwards reading" can be given the illusion of "forward reading" by rotating the meter through 180° so that it is upside down but this method might be considered somewhat crude. A more elegant method is to modify the circuit slightly, changing it to a bridge circuit. The idea is shown in Fig. 1 and here VR2 is adjusted to set the meter (M) pointer to zero scale with the a.g.c. switched out. When a.g.c., due to signal strength, is applied to Tr5 the balance of the bridge is upset and the meter pointer swings in the direction of full scale. The amount of pointer swing can be used to indicate signal strength.

Unfortunately, a more sensitive meter movement than the 500μA specimen originally specified is required or a full scale reading will never be realised. A f.s.d. of about 250μA is about right although a meter with 100μA sensitivity can be used provided a shunt variable resistor is used across it and used as a pre-set "sensitivity" control.

The additional degree of sensitivity required by this meter will have to be paid for of course—in hard cash! If the system is used VR2 can be mounted in place of VR1 on the front panel but a "sensitivity" control will have to be an extra item.

EXCESSIVE NOISE

When this is present on the highest frequency ranges of a newly constructed "Ten-Five" the trouble might be due to the emitter resistor bypass capacitor C8. Reducing the value of C8 frequently effects a cure and although the precise value needed might have to be found by experiment a

value of around 5,000pF is a good one to commence with. The largest value possible compatible with a low "noise" level at the high frequency end of scale on Range 5 should be selected.

Still considering the "front end" of the receiver it is possible to modify the r.f. gain control circuit—and advantageously—by adopting the scheme shown in Fig. 2. The control still affects the transistor base potential but less adversely than the previous circuit. The control proper can occupy the same position on the front panel as the earlier one but the changed value assigned to it should be noted.

EXTERNAL AIDS—THE AERIAL SYSTEM

Although the "Ten-Five" is very efficient its performance does depend to a great extent on the aerial used. A discourse on aerial types will not be embarked upon here as adequate information already exists.

Many readers will doubtless use a simple, random-length long wire and if this is reasonably long and adequately high above ground many interesting transmissions will be received. The user fortunate enough to possess a good multi-band antenna will be in a much better position, of course.

Considerable benefit is usually derived, however, from using a simply made A.T.U. (aerial tuning unit) between aerial and receiver. The device may be constructed as a "loose" item or it may be permanently fixed. One simple specimen is depicted in Fig. 3. The coil L is closewound on a 1in. diameter former, using 24s.w.g. enamelled copper wire tapped as indicated.

Fig. 2: A modified r.f. gain control circuit. Components additional to the original circuit are VR1A and RL.

Fig. 3 (below): A simple aerial tuning unit which may be used to advantage in the "Ten-Five".

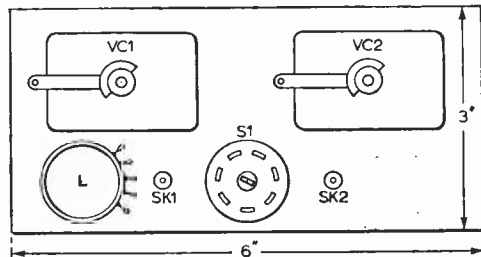
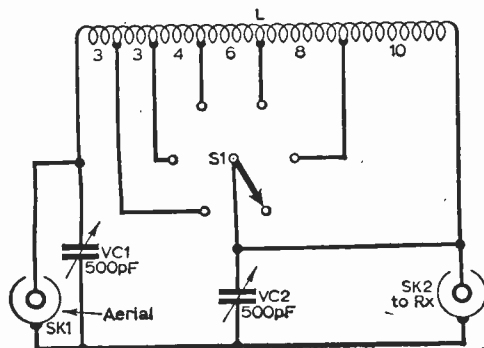
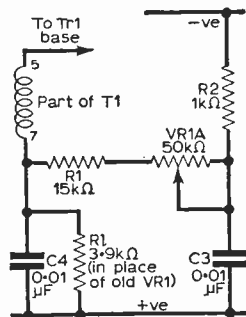


Fig. 4: The circuit of Fig. 3 may be constructed as a compact unit using the above layout.

In use rotary switch S1 is used to select windings from the coil and variable capacitors C1 and C2 are adjusted for optimum results indicated by the receiver "S" meter. These capacitors may be simple, solid dielectric specimens of the reaction type and a layout with dimensions to accommodate all the items required is given in Fig. 4.

It should be noted that this simple A.T.U. is only suitable for reception purposes.

SCALE CALIBRATION

This may be carried out using a crystal frequency marker. Calibration might not hold its accuracy, however, since inaccuracies can be introduced due to the "plug-in" type of band-changing adopted, for there is eventually some degree of contact loss due to the coil spills and dust, etc., in the noval holders.

Switched bandchanging would without doubt be a much more refined method and optimum conditions for each range could be realised. The method would also, unfortunately, considerably complicate construction.

Whilst considering this angle it is also interesting to note that it has been found very beneficial to remove the pressure-type trimmers from the three-gang tuning capacitor and fit instead 0—30pF concentric specimens.


Despite some drawbacks, however (and these can be successfully lived with), it is worth while building a crystal frequency marker for use with the "Ten-Five" and a suitable transistorised unit will now be described.

The simple circuit shown in Fig. 5 relates to a small marker unit primarily constructed for use with the "Ten-Five" but, of course, it can be used to calibrate any receiver.

Such a piece of apparatus not only assists in band location and scale calibration but also materially assists alignment, since harmonics of its output may be heard over the various bands used.


Broadcast signals on the short wave ranges are subject to considerable amounts of fading and are not, therefore, very suitable for test purposes to any useful degree. A "marker" signal is constant even if heard progressively weaker as the receiver is tuned higher in frequency.

If required the circuitry shown may be incorporated in the receiver itself, for adequate space exists in the "Ten-Five" adjacent to the "front-end" converter section whereupon the power



LAFAYETTE HA 63 COMMUNICATION RECEIVER

7 valves + Rectifier. 4 Bands 550 Kc/s—31 Mc/s. 'S' Meter-BFO-ANL-Bandspread Tuning 200/250v A.C. Brand New. 24 Gns. carr. paid.



LAFAYETTE TE-20A R.F. SIGNAL GENERATOR
120 Kc/s—330 Mc/s on 6 ranges Variable R.F. and A.F. outputs Large clear scale. Size 7 1/2 x 10 1/2 x 4 1/2 in. 200/250v. A.C. Operation. Brand New £12.19.6. Carr. 5/-.

STAR SR 40 COMMUNICATION RECEIVER

4 Bands 550 Kc/s—30 Mc/s. 'S' Meter-BFO-ANL-Bandspread Tuning - Built in speaker. 200/250v A.C. Brand New. 181 Gns. Carriage 10/-.

S.A.E. FOR DETAILS OF ALL EQUIPMENT



RCA AR.88 RECEIVERS

L.F. Model 75-550 Kc/s and 1.5-30.5 Mc/s Guaranteed Perfect Order £35. carr. 30/- D. Model 550 Kc/s—32 Mc/s. Guaranteed 'As New Condition'—£65. carr. 30/-.



CLEAR PLASTIC PANEL METERS

First grade quality. Moving Coil panel meters. available ex-stock. S.A.E. for illustrated leaflet. Discounts for quantity. Available as follows.

Type MIRA, 38 P. 1 1/2 3/2 in. square fronts.		
2mA ..	22/6	10V. DC .. 22/6
5mA ..	22/6	20V. DC .. 22/6
10mA ..	22/6	50V. DC .. 22/6
50mA ..	22/6	100V. DC .. 22/6
100mA ..	22/6	150V. DC .. 22/6
150mA ..	22/6	300V. DC .. 22/6
200mA ..	22/6	500V. DC .. 22/6
300mA ..	22/6	750V. DC .. 22/6
500mA ..	22/6	15V. DC .. 22/6
60-0-600mA ..	22/6	50V. AC .. 22/6
100-0-1000mA ..	22/6	150V. AC .. 22/6
500-0-500mA ..	22/6	300V. AC .. 22/6
1mA ..	22/6	600V. AC .. 22/6
2A ..	22/6	'S' Meter 1mA 22/6

POST EXTRA. Larger sizes available—send for lists.

ILLUMINATED "S" METER. 1 1/2 3/2 in. square front. Cal. in 8 units. 6V. lamp. 20/6. P.P. 1/-. Ditto 2 1/2 3/2 in. square 39/6. P.P. 1/-.

AMERICAN TAPES

First grade quality American tapes. Brand new and guaranteed. Discounts for quantities.

3in. 200ft. L.P. mylar	4/-
3 1/2 in. 600ft. T.P. mylar	10/-
5in. 600ft. std. Plastic	8/6
5in. 900ft. L.P. acetate	10/-
5 1/2 in. 1200ft. D.P. mylar	15/-
5 1/2 in. 1200ft. L.P. acetate	12/6
5 1/2 in. 1800ft. D.P. mylar	22/6
7in. 1200ft. std. mylar	12/6
7in. 1800ft. L.P. acetate	15/-
7in. 1800ft. L.P. mylar	20/-
7 1/2 in. 2400ft. D.P. mylar	25/-

Postage 2/- Over £3 post paid.

RECORDING HEADS

Router: 1 track, set of 2. 19/6
Miniflux: 1 track, set of 3. 29/6
Bramatic: 1 track, set of 2 99/6

HEADSETS

D.L.R.5. LOW IMP	10/6
WS.88 Low Imp. with rubber ear pads	17/6
Chamois padded moving coil with jack plug	22/6
Ditto with Mic.	25/-

All New—Post Extra

MULTIMETERS

Brand New—Fully Guaranteed. Lowest ever prices. Supplied with leads, batteries and instructions.



MODEL NF-12
20,000 o.p.v.
0/10/50/100/200/1,000/2,000 V.D.C.
0/6/30/120/600/1,200V. A.C.
0/80mA/5/60/600mA
6/6K/600K/6 Meg/60 Meg
5pF—2mF
£5.19.6. P.P. 2/6.

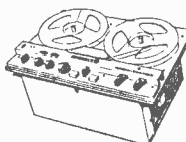
MODEL NH-301
30,000 o.p.v.
0/25/110/50/250/500/1,000V. D.C.
0/10/50/250/500V. A.C.
0/50mA/10/250mA
0/5K/500K/5 Meg/5
99/6. P.P. 2/6.

MODEL AR-620
20,000 o.p.v.
0/10/50/250/500/1,000V. A.C. and D.C.
0/50mA/10/250mA
0/5K/500K/5 Meg
250pF—0.2mF
0-500 Henrys
92/6. P.P. 2/6.

MODEL PT-34
1,000 o.p.v.
0/10/50/250/500/1,000V. A.C. and D.C.
0/1/100/500mA D.C.
0/100K
39/6. P.P. 1/6.

TE-22 SINE SQUARE WAVE AUDIO GENERATORS

Sine: 20 c.p.s. to 200 Kc/s on 4 bands.
Square: 20 c.p.s. to 25 Kc/s. Output



Imp. 5,000 ohms. 200/240 v. A.C. Brand new Guaranteed. £15. Carr. 7/6.

Transistor 4-channel Microphone Mixer
49/6

VARIABLE VOLTAGE TRANSFORMERS
Brand New Guaranteed. Fully Shrouded.
input 230v. 50/60 c/s output 0-250v.
1 Amp £4.10.0. 8 Amp £4.10.0.
2.5 Amp £5.17.6. 10 Amp £16.10.0.
5 Amp £9.10.0. 12 Amp £18.15.0.
2.5 Amp Portable 20 Amp £32.10.0.
Metal Case with Meter Fuses etc. £9.17.6.



16 $\frac{1}{2}$ — 25-15,000 Cycles. Air Cushioned Headband with cables and overload Junction Box. Brand New Guaranteed. 82/6. P. & P. 2/6.



TS-76 20,000 O.P.V. PUSH BUTTON MULTI-TESTER

Large clear plastic scale, simple operation. D.C. volts up to 1,000V. A.C. volts up to 1,000V. Resistance up to 10 megohm. Current up to 250mA. Decibels, 20 to + 36dB. Size 6in. x 4 1/2 in. x 2 1/2 in. Complete with leads, batteries and instructions. ONLY £25.5.0. P. & P. 2/-.

TYPE 13 DOUBLE BEAM OSCILLOSCOPES

Perfect order. £27.10.0. Carr. 20/-.

LAFAYETTE TE-46 RESISTANCE CAPACITY ANALYZER

2 pF. 2,000 mF.d. 2 ohms. 200 megohms. Also, checks impedance. Turns ratio. Insulation 200/250v. A.C. Brand New £15. carr. 7/6.

LONDON AGENTS FOR CODAR EQUIPMENT



RK140 STEREO TAPE DECKS WITH BUILT-IN PREAMPLIFIER

4 Transistors, 4 Valves. Will record or playback 1 Track Stereo or Mono at 7 1/2 or 3 1/2 IPS. 7in. spool size. Twin meter level indicators, 4 inputs. Output 500 MW. 40-18,000 CPS., response. Size 15 x 10 x 6 1/2 in. 200/250 volt A.C. operation. Brand New 42 Gns. P. P. 15/-.



ARMY FIELD TELEPHONES TYPE F

Generator Bell Ringing, 2 Line Connection. With Wood Carrying Case. Fitted Batteries. Supplied Fully Tested £4.19.6. Pair Carr. 7/6.

LAFAYETTE HI-FI STEREO HEADPHONES

With Cushioned Headband New Guaranteed. 82/6. P. & P. 2/6.



MARCONI TF144G/4 STD SIGNAL GENERATORS

85 Kc/s—25 Mc/s. Perfect order. £25. Carr. 30/-.

SILICON RECTIFIERS

250 P.I.V.	750mA	3/-
200 P.I.V.	6 amp	5/6
1,000 P.I.V.	650mA	7/6
800 P.I.V.	500mA	5/6
400 P.I.V.	3 amp	7/6
400 P.I.V.	500mA	3/6
150 P.I.V.	1 amp	3/6
70 P.I.V.	3 amp	5/6

Post extra

MINE DETECTOR No. 4A
Will detect all types of metals. Fully portable. Complete with instructions. 39/6 each. Carr. 10/- Battery 8/6 extra.

BEST BUY!

Send 1/- P.O. for full catalogue and lists.
Open 8 a.m. to 6 p.m. Every day. Monday to Saturday. Trade supplied.

G.W. SMITH & CO (RADIO) LIMITED

Phone: GERRARD 8204/9155
Cables: SMITHEX LESQUARE
334 LISLE STREET LONDON W.C2

THE LINEAR 'SUPER 30' HIGH FIDELITY PUBLIC ADDRESS AMPLIFIER

TECHNICAL DETAILS

SENSITIVITY FOR 30 WATTS

Gram.— 50 millivolts
Mic. 1 — 5 millivolts
Mic. 2 —150 microvolts

FREQUENCY RESPONSE

±2 dB, 30 c.p.s.-20,000 c.p.s.

BASS CONTROL

+15 dB to —15 dB at 40 c.p.s.

TREBLE CONTROL

+12 dB to —12 dB at 10 Kc/s.

HUM AND NOISE

—60 dB.

HARMONIC DISTORTION

0.5% for 30 watts.

VALVES


Mullard ECC83, ECC83, ECC83,
EL34, EL34, GZ34.

NEGATIVE FEEDBACK

20 dB.

DAMPING FACTOR

12.



RETAIL PRICE **33 Gns.**

Send S.A.E. for leaflet.

For operation on standard 200-250v.,
50 c.p.s., A.C. mains. 110/120v. models
available for export.

Trade and export enquiries invited.

LINEAR PRODUCTS LTD.
ELECTRON WORKS, ARMLEY, LEEDS

A HIGHLY EFFICIENT

30 WATT GENERAL PURPOSE PUBLIC ADDRESS UNIT

With input mixing facilities and outputs for 3-7.5-15 and 330 ohms (100v line)

A special feature of the 'SUPER 30' is its high degree of stability, ensuring that the longest output leads can be used without fear of the usual troubles associated with instability.

Three high sensitivity standard jack inputs with provision for high and low impedance microphones.

THE PEMBRIDGE COLLEGE OF ELECTRONICS PROVIDES TRAINING IN RADIO AND TELEVISION

FULL-TIME COLLEGE COURSE IN RADIO AND TELEVISION

Our Course has now been extended to sixteen months' duration to include theoretical and practical instruction on transistor television receivers, U.H.F. television receivers and colour television.

Next course commences 27th April, 1965.

This Course is recognised by the Radio Trades Examination Board (R.T.E.B.) for the Radio and Television Servicing Certificate examinations.

Provides excellent practical experience on valve and transistor radio receivers and all well-known makes of television receivers.

To:

The Pembridge College of Electronics (Dept. P11)
34a Hereford Road, London, W.2.

Please send, without obligation, details of the
Full-time Course in Radio and Television.

Name _____

Address _____

supply can be picked up from point "C" via suitable switching.

The total current drain of the marker is less than 2mA and may be considered negligible, particularly if the receiver is mains driven—and in any case the marker is not continually in use.

Alternatively a unit may be separately constructed on an oddment of 1½in. wide tag board and housed in a small box, using a small 6V battery. In this case a miniature on/off switch and an outlet socket need be the only externally visible components; then, too, it might be possible to omit C2 and R4.

The prototype unit functioned reliably at only 3V, but a higher potential is desirable to provide adequate amplitude.

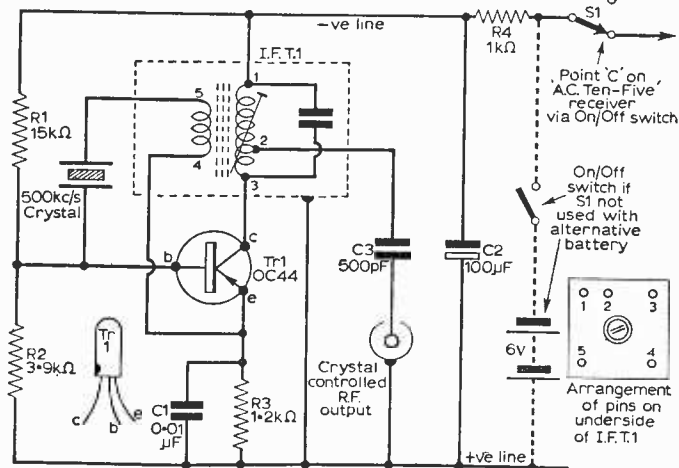


Fig. 5: A transistorised crystal frequency marker circuit which can be used to calibrate the "Ten-Five" accurately. I.F.T.1. is a Denco sub-miniature i.f. transformer, type IFT14. C2 is a 6V d.c. working capacitor.

OPERATING FREQUENCY AND CIRCUIT DETAILS

Although a popular amateur crystal marker frequency is 100kc/s this one operates at 500kc/s and thereby enables an easily obtainable transformer to be used as the phase reversing element.

The specified transformer is constructed in a ferrite pot core assembly initially designed to operate at 465kc/s in transistor superheterodyne receivers. Physically the transformer is of sub-miniature dimensions and the slightly higher operating frequency here required is obtained by adjusting the dust core fitted.

It is thought that not all such transformers could be used successfully—for the windings ratio requires some consideration—although a type designed for use as a "final IFT" in a transistor receiver should prove suitable.

The crystal used in the prototype was a 500kc/s fundamental type (two-pin, 10X base) obtained from one of the regular PRACTICAL WIRELESS advertisers for 15s. and no tests with any other 500kc/s specimens have been made. It will be noted that the crystal unit is in series with the feedback winding of T1, which is shown in the correct sense to provide oscillations.

The primary connections at T1 are arranged so as to minimise as far as possible the detuning effects caused by some externally connected apparatus; circled numerals associated with T1 refer to the basing, for which also see the inset diagram.

Excellent temperature stability for the transistor is achieved due to the values assigned to R2, R3 and C1, and although the unit will function if neither of these items is fitted (R1 must then be increased to about 270kΩ) the financial saving is not great and may in any case be rapidly offset by transistor demise!

Regarding the transistor specified it is thought that an OC45 could be used equally well in place of the OC14 shown, but in any case a reasonably good specimen should be selected from the stock.

TESTING AND RESULTS OBTAINED

A newly constructed unit is best tested in conjunction with an oscilloscope, firstly to check that a waveform is in fact being produced and secondly that it is of adequate amplitude and is free from distortion. In the prototype model it was found that the core of T1, which needs to be gently screwed anticlockwise from underneath out of the inductive region, required rather careful adjustment, the device jumping into action suddenly from a non-oscillating condition when the core was moved. Excessive movement of the core caused the oscillations to cease abruptly.

When coils for range 4 (20—60m) were plugged into the "Ten-Five", and the marker coupled to the aerial input, the tenth harmonic appeared at switch-on almost at full scale as indicated by the dial pointer, this being set carefully for maximum signal meter reading. Care should be taken to ensure that overloading of the receiver due to excessive coupling does not occur. The M.S.F. transmission on 5Mc/s was then heard immediately the marker input was exchanged for the aerial.

On sensitive short wave receivers signals or carriers may be heard even when no aerial is connected (especially on the higher frequency ranges) and it might be difficult sometimes to decide whether a signal is due to the marker or to a transmitter. In these cases momentarily switching off the marker removes any doubt.

CONCLUSION

Amateur bands edge-marking is not possible with the simple device described but it is thought that for SWL needs 500kc/s marker points are adequate. On "80" one obtains marker points at 3.5 and 4Mc/s (actual amateur band coverage 3.5—3.8Mc/s), whilst on "40" a marker is obtained at 7Mc/s and so on.


TRADE NEWS • TRADE NEWS • TRADE NEWS TRADE NEWS • TRADE NEWS • TRADE NEWS

Car Aerial Preamplifier

BY plugging the Karad into the aerial socket of a transistor radio, any car aerial will give first-class reception of local and distant stations without the annoying ignition crackling and fading when cornering.

Coming from the same source as the King Tele-booster television aerial preamplifier, this unit works on the principle that the signal picked up by the aerial and amplified, applies hard a.g.c. on the set and effectively swamps the effect of the ferrite rod aerial.

The gain is said to be not less than ten times at all broadcast frequencies. The battery is a PP4 9V and the current drain is $40\mu\text{A}$. The dimensions are $3\frac{1}{2} \times 3\frac{1}{2} \times 2\text{in.}$, and the price is 50s. complete with battery and lead. *Transistor Devices Limited, New Road, Brixham, Devon.*




The Karad car aerial preamplifier

Audio Generator

A restyled version of the well-established Heathkit Audio Generator, model AG-9U has joined the new presentation series of Heathkit test instruments. Range is 10c/s to 100kc/s, distortion less than 0.1%, decades accuracy $\pm 1\%$ and $\pm 2\%$. There is a constant output of approximately $\pm 1\text{dB}$ over the whole frequency range, and a high output of 10V f.s.d. controllable down to 3mV f.s.d.

The price of this audio generator is £22 10s. as an easily assembled kit, or £30 10s. assembled and ready for use.



New-style audio generator from Heathkit.

Mullard Semiconductor Designer's Guide

THE November edition of the Mullard Semiconductor Designer's Guide is now available from the company.

This guide contains quick-find charts for transistors which list the devices under the main headings of collector voltage, total dissipation and cut-off frequency.

This basic information is augmented in subsequent pages under device headings which also include the full range of diodes, rectifier diodes and thyristors.

Full dimensional drawings and details of the international encapsulation to which the devices comply are given at the back of the booklet.

Requests for copies from engineers and interested parties should be made on company headed notepaper to: *Technical Office, Industrial Markets Division, Mullard Ltd., Mullard House, Torrington Place, London, W.C.1.*

Tape Recorder Company Moves

BRENELL ENGINEERING, makers of quality tape recorders and decks have moved premises to a new factory and office at 231/5 Liverpool Road, London, N.1. Covering 15,000 square feet on three floors, the new factory includes a well-equipped demonstration room on the first floor.

Why NOT BUILD ONE OF OUR PORTABLE TRANSISTOR RADIOS...

BACKED BY OUR SUPER AFTER SALES SERVICE

ROAMER SEVEN Mk III

5 WAVEBAND PORTABLE OR CAR RADIO

Amazing performance and specification ★ Now with PHILCO MICRO-ALLOY R.F. TRANSISTORS

● 9 stages—7 transistors and 2 diodes
Covers Medium and Long Waves, Trawler Band and two Short Waves to approx. 15 metres. Push-pull output for room filling volume from rich toned heavy duty "Celestion" speaker. Air spaced ganged tuning condenser. Ferrite rod aerial for M & L waves and telescopic aerial for S Waves. Real leather look case with gilt trim and shoulder and hand straps. Size 9 x 7 x 4in. approx. The perfect portable and the ideal car radio. (Uses PP7 battery available anywhere.)

Total cost of parts now only **£5.19.6** P. & P. 5/6
Parts Price List and easy build plans 3/-

New TRANSONA FIVE

"Home, Light, A.F.N., Lux. all at good volume."
G. P. Durham.

● 7 stages—5 transistors and 2 diodes

Fully tunable over Medium and Long Waves and Trawler Band. Incorporates Ferrite rod aerial, tuning condenser, volume control, new type fine tone super dynamic 2in. speaker etc. Attractive case. Size 8 1/2 x 4 1/2 x 1 1/2in. battery available anywhere.)

with red speaker grille. (Uses 1288 battery available anywhere.)
Total cost of all parts now only **42/6** P. & P. 3/6. Parts Price List and easy build plans 2/-.

TRANSONA SIX

● 8 stages—6 transistors and 2 diodes

This is a top performance receiver covering full Medium and Long Waves and Trawler Band. High-grade approx. 3in. speaker makes listening a pleasure. Ferrite rod aerial. Many stations listed in one evening including Luxembourg loud and clear. Attractive case in grey with red grille. Size 6 1/2 x 4 1/2 x 1 1/2in. (Uses PP4 battery available anywhere.)

Total cost of all parts now only **59/6** P. & P. 3/6.
Parts Price List and easy build plans 2/-.


SUPER SEVEN

● 9 stages—7 transistors and 2 diodes

Covers Medium and Long Waves and Trawler Band. The ideal radio for home, car, or can be fitted with carrying strap for outdoor use. Completely portable—has built-in Ferrite rod aerial for wonderful reception. Special circuit incorporating 2 R.F. Stages, push-pull output. 3in. speaker (will drive large speaker). Size 7 1/2 x 5 1/2 x 1 1/2in. (Uses 9v battery, available anywhere.)

Total cost of all parts now only **£3.19.6** P. & P. 3/6. Parts Price List and easy build plans 2/-.

All components used in our receivers may be purchased separately if desired. Parts price lists and easy build plans supplied free with sets of parts or available separately at fixed prices stated. Overseas post 10/-.



"... amazed at volume and performance... has really come up to my expectations."
S. G. Stockton-on-Tees.

● 8 stages—6 transistors and 2 diodes

Our latest completely portable transistor radio covering medium and long waves. Incorporates pre-tagged circuit board, 3in. heavy duty speaker, top grade transistors, volume control, tuning condenser, wave change slide switch, sensitive 6in. ferrite rod aerial. Push-pull output.

Wonderful reception of B.B.C. Home and Light, 208 and many Continental stations. Handsome leather-look pocket size case, only 8 1/2 x 3 1/2 x 1 1/2in. approx. with gilt speaker grille and supplied with hand and shoulder straps.

Parts Price List and Total cost of all parts now only **£3.9.6** P. & P. 3/-.

POCKET FIVE

● 7 stages—5 transistors and 2 diodes

Covers Medium and Long Waves and Trawler Band, a feature usually found in only the most expensive radios. On test Home, Light, Luxembourg and many Continental stations were received loud and clear. Designed round supersensitive Ferrite Rod Aerial and fine tone 2in. moving coil speaker, built into attractive black case with red speaker grille. Size 5 1/2 x 1 1/2 x 3 1/2in. (Uses 1288 battery available anywhere.)

Parts Price List and easy build plans 1/6.
Total cost of all parts now only **42/6** P. & P. 3/-.

ROAMER SIX NEW!!

NOW WITH PHILCO MICRO-ALLOY R.F. TRANSISTORS

● 6 WAVEBAND !!

● 8 stages—6 transistors and 2 diodes

Listen to stations half a world away with this 6 waveband portable. Tunable on Medium and Long waves, Trawler band and two Short Waves. Sensitive ferrite rod aerial and telescopic aerial for short waves. Top grade transistors, 3-inch speaker, handsome case with gilt fittings. Size 7 1/2 x 6 1/2 x 1 1/2in. Carrying strap 2/6 extra.

★ EXTRA BAND FOR EASIER TUNING OF LUX, ETC.

Parts Price List and Total cost of all parts now only **£3.19.6** P. & P. 2/-.

RADIO EXCHANGE CO.

61, HIGH STREET, BEDFORD. Phone: 2367

Callers side entrance
Barratts Shoe Shop
Open 9—5 p.m.
Sats. 10—12.30 p.m.

TECHNICAL TRAINING in radio television and electronics

Whether you are a newcomer to radio and electronics, or are engaged in the industry and wish to prepare for a recognized examination, ICS can further your technical knowledge and provide the specialized training so essential to success. ICS have helped thousands of ambitious men to move up into higher paid jobs—they can help you too! Why not fill in the coupon below and find out how?

Many diploma and examination courses available, including expert coaching for:

- Institution of Electronics & Radio Engineers (Brit.I.R.E.)
- C. & G. Telecommunication Techns' Certs.
- C. & G. Supplementary Studies
- R.T.E.B. Radio/T.V. Servicing Certificate
- Radio Amateurs' Examination
- P.M.G. Certs in Radiotelegraphy
- General Certificate of Education, etc.

Examination Students Coached until Successful

NEW SELF-BUILD RADIO COURSES

Learn as you build. You can learn both the theory and practice of valve and transistor circuits, and servicing work while building your own 5-valve receiver, transistor portable, signal generator and multi-test meter—all under expert tuition. Three courses to choose from.

POST THIS COUPON TODAY

for full details of ICS courses in Radio, T.V. and Electronics.

INTERNATIONAL CORRESPONDENCE SCHOOLS

Dept. 171, Intertext House, Parkgate Road, London, S.W.11

Please send me the ICS prospectus—free and without obligation.

(state Subject or Exam.) _____

NAME _____

ADDRESS _____

4.65

INTERNATIONAL CORRESPONDENCE SCHOOLS

RETURN-OF-POST

ON CASH OR C.O.D. ORDERS

● MARTIN FM TUNER KIT

Fully transistorised, unit construction, front end and I.F. Amplifier supplied all ready built and tested. Illustrated leaflet available. £12.17.6. Deposit £2.11.6 and 12 monthly payments of 18/11. Total credit price £13.18.6

● **SPECIAL OFFER!! STEREO CARTRIDGES**
KONETTE 105 Stereo/Mono Cartridge. Complete with fixing bracket and styl. List 59/4. OUR PRICE 23/6 Post free.

● ILLUSTRATED LISTS

Illustrated lists are available on LOUDSPEAKERS, TAPE DECKS, TEST GEAR, GRAMOPHONE EQUIPMENT, AMPLIFIERS. Any will be sent free upon request.

● AMPLIFIER KITS

We have full stocks of all components for the Mullard 510, Mullard 3-3, Mullard 2 and 3 Valve Pre-amp, Mullard Stereo, Mullard Mixer. Fully detailed list on any of these sent upon request.

Instruction Manual: All Mullard Audio Circuits in "Circuits for Audio Amplifiers", 9/5 Post Free.

● LATEST TEST METERS

	Cash Price	Deposit	Credit terms Monthly Payments	Total Credit Price
AVO Model 8 Mark III...	£24. 0. 0	£4.18. 0	12 of 35/2	£28.18. 0
AVO Model 7 Mark II...	£22. 5. 0	£4. 8. 0	12 of 32/9	£24. 1. 0
AVO Multimeter Mark 4	£9.10. 0	£1.18. 0	12 of 14/4	£10.10. 0
T M K TP10	£4. 7. 6	£1. 7. 6	3 of 23/4	£4.17. 6
T M K TP55	£20.11. 6	£1.11. 6	6 of 19/2	£27. 6. 8
T M K 500	£9.17. 6	£1.17. 6	12 of 15/-	£10.17. 6
TAYLOR Model 127A	£10.10. 0	£2. 2. 0	12 of 15/8	£11.10. 0

● GRAMOPHONE EQUIPMENT

ALL LATEST MODELS. ALL POST FREE

	Cash Price	Deposit	Credit terms Monthly Payments	Total Credit Price
RECORD CHANGERS				
GARRARD AUTOSLIM (Mono PU fixed head)	£6.10. 0	£1. 5. 0	6 of 20/-	£7. 5. 0
GARRARD AUTOSLIM De-Luxe AT8 (Mono PU)	£11. 9. 0	£2. 6. 0	12 of 18/11	£12. 9. 0
GARRARD AUTOSLIM AT6 (Stereo/Mono PU)	£12. 5. 4	£2. 9. 4	12 of 18/-	£13. 5. 4
GARRARD LAB AUTO A (GOS Mono PU)	£16.12. 6	£2. 6. 6	12 of 24/5	£17.19. 6
GARRARD AT5 LM (3000 LM) Low mass pick-up arm (9TA Stereo/Mono PU)	£12.15. 0	£2.15. 0	12 of 18/4	£13.15. 0
GAR-LAB AT5 (Mono PU plug-in head)	£10. 8. 2	£2. 4. 2	12 of 15/4	£11. 8. 2
B.S.R. UA15 (TCS Mono PU)	£6.19. 6	£1.14. 6	6 of 20/-	£7.14. 6
B.S.R. UA15 (TCS Stereo LP/78)	£7.19. 8	£1.19. 6	6 of 22/6	£8.14. 6

See our Gramophone List for details of Single Record Players and Transcription Units.

● HI-FI LOUDSPEAKERS

	Cash Price	Deposit	Credit terms Monthly Payments	Total Credit Price
GOODMANS				
Axiote 5in.	£5. 5. 7	£1. 5. 7	6 of 15/10	£6. 0. 7
Axiom 10in.	£25. 5.11	£12.12.11	6 of 18/-	£27. 0.11
Axiom 201 12in.	£10.17. 4	£2. 3. 4	12 of 18/2	£11.17. 4
Axiom 301 12in.	£15. 4. 6	£3. 1. 6	12 of 22/4	£16. 9. 6
Axiom 51 Bass 12in.	£9. 2. 8	£1.17. 8	12 of 18/9	£10. 2. 8
Axiom 61 Bass 12in.	£14. 7. 8	£2.17. 8	12 of 21/1	£15.10. 8
Trebas 100	£6.10. 2	£1.19. 2	6 of 17/8	£7. 5. 2
KOSMOS Crossover Unit W.B.	£2. 0.11	—	—	—
HF1016 Major 10in.	£20. 8. 6	£1.18. 6	12 of 14/2	£21. 0. 6
HF1016 10in.	£27. 7. 0	£1.18. 0	6 of 21/-	£28. 2. 0
HF1012 10in.	£4.12. 0	£1. 7. 6	3 of 25/-	£5. 2. 0
HPS16 5in.	£6. 6. 0	£1.10. 0	6 of 18/6	£7. 1. 0
T816 8in.	£25.19. 3	£1. 8. 3	6 of 17/8	£26.14. 3
T359 Tweeter	£1.12. 3	—	—	—
T10 Tweeter	£4.12. 9	£1. 7. 9	3 of 25/-	£5. 2. 9
CX3000 Crossover Unit	£1.13. 3	—	—	—
CX1500 Crossover Unit	£2. 2. 0	—	—	—

● STEREO COMPONENTS

Morganite ganged potentiometers as specified for the Mullard circuits. ★ Log/Anti-Log, 500k, 1 meg., 2 meg. ★ Log/Log, 50k, 250k, 1 meg., 2 meg. ★ Lin/Lin 250k, 1 meg., 2 meg. All 10/6 each. Postage extra.

● OUTPUT TRANSFORMERS

GILSON: W0696A, W0696B, 60/6, post 2/6. W0892, 75/-, post 2/9. W0767, 32/6, post 1/6. W01796, 66/-, post 2/6. W1796A, 66/-, post 2/6. W01832, 92/6, post 3/-.

PARTRIDGE: P3667, 75/-, post 2/9. P431, 75/-, post 2/9. PARMKO: P2529, 52/3; P2642, 49/8; P2343, 52/3. All plus post 2/9. P2641, 32/3, post 2/-; P2522, 17/6, post 2/-; P2932, 45/3, post 2/6.

● MAINS TRANSFORMERS

GILSON: W0741A, 75/-, post 4/-; W0839, 58/6, post 2/9; W01328, 69/6, post 3/6; W01288, 69/6, post 3/6; W01566, 96/-, post 4/6; W01341, Choke, 43/-, post 2/-.

PARMEKO: P2631, 38/9, post 2/9; P2630, 60/-, post 3/3; P2644, 84/-, post 4/-; P2590, 45/3, post 3/-; P2331, 62/6, post 3/3.

WATTS RADIO (Mail Order) LTD

54 CHURCH STREET, WEYBRIDGE, SURREY

Telephone Weybridge 47556

Please note: Postal business only from this address
Callers welcome by appointment

Photo-electric Auto-stop FOR TAPE RECORDERS

BY D. T. A. JACK

THE following circuit was designed and constructed after a number of experiments had been carried out with mechanical auto-stops (micro switches and metal foil stops), most of which were inefficient, and often requiring large power supplies. The auto stop device described here had to possess the following features:—

1. To operate on breakage of tape;
2. To be compact in size;
3. To operate from a battery or low voltage power pack;
4. To have no physical contact with the tape.

A photo-electric device immediately came to mind. The Mullard ORP12 cadmium sulphide photo-conductive cell was chosen as it can be directly coupled to a relay and battery, and does not require a transistor amplifier as do selenium cells and photo-transistors.

A Carpenter polarised relay was chosen for its positive "ON/OFF" action and ability to be easily re-set.

Two polarised relays were tried in the circuit, a $4.5\Omega + 4.5\Omega$ and $1685\Omega + 1685\Omega$, both relays operated satisfactorily although a slight difference in sensitivity was noticed.

A slave relay was used in the initial stage of development, but was later discarded, after finding that the polarised relay contact points, after suitable suppression, would carry the motor current. The spark suppression used on the original was a $0.01\mu\text{F}$ paper capacitor (1,000V working) in series with a $4W$ 220Ω resistor.

The purpose of the 50Ω pre-set pot., is to adjust the amount of light falling on the cell, the setting will depend largely on the voltage rating of the bulb.

The total current consumption was 150mA at 6.3V using a $1685\Omega + 1685\Omega$ relay and a miniature 6.3V bulb.

The device marked R/B in Fig. 1 can either be a warning buzzer, or alternatively a slave relay.

The layout of the bulb and photo-cell is not critical, although it was found necessary to place the photo-cell as near to the tape as possible, to prevent stray light reaching the cell.

It should be pointed out that if the bridge rectifier is to be connected to an amplifier with a common earthed heater supply, under no circumstances should any part of the circuit be connected to the deck, as this may result in shorting out part of the rectifier.

This photo-electric auto-stop has been used in conjunction with the "Magnavox" studio tape deck with complete success, for some time. ■

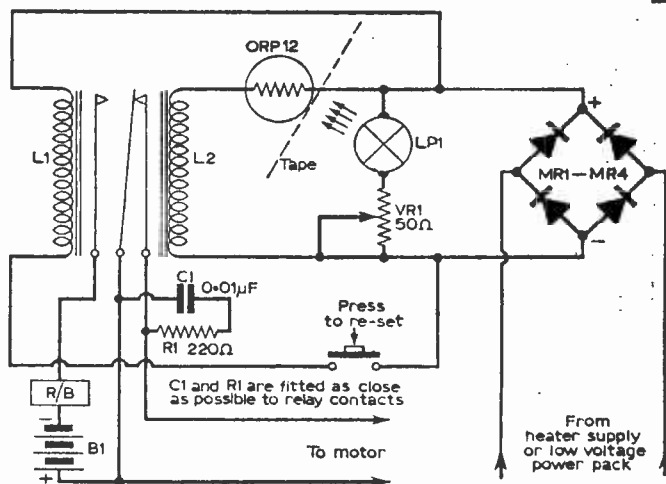
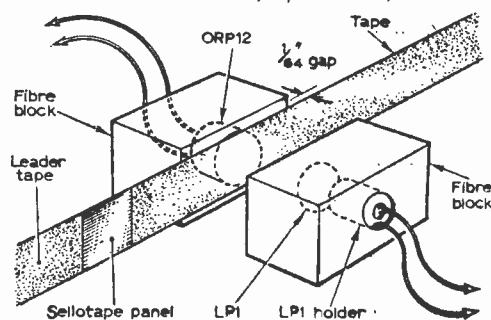


Fig. 1 (above): The Auto-stop circuit.

Fig. 2 (below): The mechanical set-up of the photo-conductive cell, tape and lamp.



COMPONENTS LIST

- R1 220Ω $\frac{1}{2}W$ 10%
- C1 $0.01\mu\text{F}$ paper 1000V
- RL1 Carpenter polarised relay (see text)
- VR1 50Ω 1W w.w. potentiometer
- ORP12 Mullard cadmium sulphide photo-conductive cell
- MR1, 2, 3, 4 Silicon or germanium rectifiers. 50V P.I.V. 200mA or alternatively one 1A 6/12V selenium bridge rectifier
- SI Press switch (miniature type bell push switch)
- LPI 1.5-6V 0.3A bulb and holder.
- R/B Buzzer or relay (see text)
- B Battery to suit R/B

CLUB

ACTON, BRENTFORD AND CHISWICK RADIO CLUB
Hon. Sec.: W. G. Dyer, G3GEH, 188 Gunnersbury Avenue, Acton, London, W.13.

At the meeting on Tuesday, 16th March, at 66 High Road, Chiswick, there will be a tape-recorded lecture on 160m DX Working by W1BB.

BASILDON AND DISTRICT AMATEUR RADIO SOCIETY
Hon. Sec.: C. Roberson, G8AA0, Milestone Cottage, London Road, Wickford, Essex.

The Club held a Junk Sale at the Cafe of the Van Gogh, Basildon, on Tuesday, 16th February, to which amateurs in the district were invited.

BROMSGROVE AND DISTRICT AMATEUR RADIO CLUB
Hon. Sec.: J. K. Harvey, 22 Elm Grove, Bromsgrove, Worcestershire.

At the meeting held on 5th February above the Co-operative Grocery, High Street, Bromsgrove, there was an informal discussion, the future programme being the main feature. All amateurs and SWLs were invited.

CHESTER AND DISTRICT AMATEUR RADIO SOCIETY
Hon. Sec.: P. J. Holland, Field House, 19 Kingsley Road, Great Boughton, Chester.

The Society met on Tuesday, 5th January, in the Y.M.C.A., Chester, for the A.G.M., and the following members were elected to serve on the management committee: President, K. Gray, GPO; Chairman, D. Wardle, G3EWZ; Vice Chairman, H. Morris, G3ATZ; Secretary, R. Tricky, G3DRB; Treasurer, B. Fellows, G3OWY. Ordinary committee members: B. M. Poole, GW3JAZ; J. Butler, G3FNV; A. Bennett, G3SQP; P. J. Holland; A. T. Green, G3TRL. The Society's auditor is J. Goldburgh, G3ETH.

COVENTRY AMATEUR RADIO SOCIETY
Hon. Sec.: E. E. Snow, G3TKO, 11 Lupton Avenue, Coventry.

At the meeting at Westfield House, Radford Road, Coventry, on 25th January, there was a talk by K. Brown, entitled "An h.f. Bands Converter".

DERBY AND DISTRICT AMATEUR RADIO SOCIETY
Hon. Sec.: F. C. Ward, G2CVV, 5 Uplands Avenue, Littleover Derbyshire.

On 10th February, there was a talk by B. J. C. Brown, G3JFD, entitled "The Short Wave Listener". The Annual Dinner and Dance was held on the 13th at the Derbyshire Yeoman, Kingsway, Derby. On 17th February, there was a discussion on the 1965 National Field Day, and on the 24th Messrs. M. Shardlow and J. Anthony gave a Technical Film Show. A Surplus Sale was held on 3rd March. Meetings are held in Room No. 4, 119 Green Lane, Derby, and start at 7.30 p.m.

EAST HAM GROUP OF THE R.S.G.B.

Hon. Sec.: D. R. Durham, 43 Victoria Avenue, London, E.6.

The above Group invites all SWLs and Licensed Amateurs in the East London area to go along to their fortnightly meetings at 12 Leigh Road, East Ham, London, E.6. The host is G2COG and it is suggested that part of the evening be set aside for a station to be on the air in order that newcomers to the art may see for themselves just "how it works".

EAST KENT RADIO SOCIETY

Hon. Sec.: E. S. Wood, G3TMI, 18 Dover Street, Canterbury, Kent.

The Society now has a new hall in which to hold the meetings. The Club station, G3LTY, will now be active on 160 metres at least once a week and it is hoped to start a slow Morse transmission in the near future.

The Society meets every Wednesday night at 7.30 p.m. in the Toc-H Hall, Vernon Place, Canterbury.

HALIFAX AND DISTRICT AMATEUR RADIO SOCIETY
Hon. Sec.: J. Ingram, G3RMQ, Lambert House, Greetland, Halifax, Yorkshire.

On 26th January, J. J. Platt, G2VO, gave a talk entitled "Radio a Long Time Ago", and on the 23rd February, D. Moore, G3LSA, lectured on "Two Meters".

Normal meetings are held in The Beehive and Cross Keys Hotel, King Cross Street, Halifax, at 7.30 p.m.

MID-WARWICKSHIRE AMATEUR RADIO SOCIETY

Hon. Sec.: H. C. Loxley, 5 Guy Street, Warwick.

The Annual General Meeting was held on 8th February, and on

22nd February, the lecture "Radio Theory" Part 3, took place. **NORTHERN HEIGHTS AMATEUR RADIO SOCIETY**
Hon. Sec.: A. Robinson, G3MDW, Candy Ca'jin, Ogden, Halifax, Yorkshire.

On 17th February there was a Ragchew night, and on 2nd March Mrs. M. I. Shaw, G3OMM, repeated the popular lecture that she has given before, entitled "Radio on Stamps".

OXFORD AND DISTRICT AMATEUR RADIO SOCIETY
Hon. Sec.: B. Green, G3PMI, H.Q., Cherwell Hotel, Water Eaton Road, N. Oxford.

A lecture/demonstration by Dawe Instruments was given on 24th February. Meetings on the second and fourth Wednesdays of each month at 7.30 p.m. at the Cherwell Hotel, N. Oxford.

PETERBOROUGH AND DISTRICT AMATEUR RADIO SOCIETY
Hon. Sec.: D. Byrne, G3KPO, Jersey House, Eye, Peterborough.

Meetings are held at Peterborough Technical College on the first Friday in each month—in the Lecture Hall of the Electronics Block. Other Fridays at the new clubroom in the old windmill behind the Peacock Inn on the London Road.

READING AMATEUR RADIO CLUB

Hon. Sec.: R. G. Nash, G3EJA, "Peacehaven", 9 Holybrook Road, Reading, Berkshire.

The Dinner Social held on the 9th January was very successful when 37 members and friends had a most enjoyable evening.

On 27th February, the subject under discussion was the National Field Day.

SALTASH AND DISTRICT AMATEUR RADIO CLUB
Hon. Sec.: D. Bowers, G8948, 95 Grenfell Avenue, Saltash, Cornwall.

This is a newly formed club and the present membership is 23. Several SWL members are studying for the R.A.E., one member having already been successful. A Morse class is also in operation.

On 12th February there was a Two Meter Demonstration at the G3SN QTH, Saltash, and on the 26th there was a talk by R. Roper on DX-TV.

SLADE RADIO SOCIETY

Hon. Sec.: D. T. Wilson, 177 Dower Road, Four Oaks, Sutton Coldfield, Warwickshire.

There was a sale of surplus equipment on 19th February, and on the 25th the Mullard Film Evening, this year held in the Great Hall of the College of Advanced Technology, Gosta Green, Birmingham.

SPEN VALLEY AMATEUR RADIO SOCIETY
Hon. Sec.: N. Pride, 100 Raikes Lane, Birstall, Nr. Leeds.

On 18th February J. A. Edwards, A.M.Inst.E., gave a lecture on Radioactive Isotopes in everyday life. On 4th March the R.S.G.B. gave a talk on the Training of Young People in Amateur Radio.

TEES-SIDE AMATEUR RADIO SOCIETY

Hon. Sec.: A. L. Taylor, G3JMO, 8 Heythrop Drive, Acklam Middlesbrough.

This club, which caters socially for the licensed amateurs on Tees-Side is at present considering plans for being of better service to the Hams of the district. A cordial invitation is therefore extended to "absent calls" to visit us at any meeting.

Meetings are held at the Settlement, 132 Newport Road Middlesbrough, Yorkshire, on alternate Fridays at 8 p.m. The 5th and 12th March, etc., are forthcoming meetings.

WELLINGBOROUGH RADIO CLUB

Hon. Sec.: J. Baker, 34 Essex Road, Rushden, Northamptonshire.

On 11th February, D. Clarke gave a talk on the fundamentals of Hi-Fi and on the following week he demonstrated some of his home-made Hi-Fi equipment. Members brought along their colour slides on 25th February and on 4th March members were invited to the home of F. Wright, where he gave a talk and demonstration on the electric organ.

WESSEX AMATEUR RADIO GROUP—G3FVU

Hon. Sec.: P. Cutler, 43 Langside Avenue, Wallisdown, Poole, Dorset.

The Group held their AGM to which all members were requested to attend on 1st March at The Cricketer's Arms, Bournemouth. On the agenda was the programme of events for the coming season, suggestions for which included Hare and Hounds, Jamboree on the Air, and a Constructor's Contest.

Goldemair "THIRTY" HI-FI AMPLIFIER


A high quality 30 watt amplifier developed for use in large halls and clubs etc. Ideal for bass, lead or rhythm guitars, schools, dance halls, theatres and public address. Suitable for any type of mike or pick-up.

Valve line-up: two EF86; one EOC83; one GZ34; two EL34.

Four separate inputs are provided with two volume controls. Bass and Treble controls are incorporated. Amplifier operates on standard 50 c/w mains. 3 ohm and 15 ohm speakers may be used.

Perforated cover with carrying handles can be provided if required. price

21/-



FULL 12 MONTHS GUARANTEE

Customers are invited to see and hear this amplifier at our shop premises in Lambert's Arcade.

Send S.A.E. for leaflet.

or deposit of £1.10 and twelve monthly payments of £19.2.

Carriage 15/- to be sent with deposit.



MORSE KEYS

Morse key assembly. Key with base cover and terminals. Complete with lead. 6/11. P. & P. 2/-, 3 More Keys for 12/6 post free.



CRYSTAL SET

A wonderful educational kit for all children. Provides hours of amusement while following the easy step by step instructions. It is powered entirely by wireless waves, eliminating the expense of batteries. No soldering required. Receives all main stations. Includes super sensitive personal listening device. Price now 52/-, P. & P. 2/6.



SONA STREAMLINE BM3 MICROPHONE CRYSTAL INSERTS
Price 7/6. P. & P. 9d.

BATTERY CHARGE ADJUSTERS

● Charge Rate Adjuster. ● Government manufacture. ● Easily fitted to charging circuit. 3/6 each; 2 for 6/6. P. & P. 2/6.

HIGH IMPEDANCE PERSONAL LISTENING EARPIECES

Suitable for all types of crystal sets and transistor sets. Complete with plug. Price 4/11 P. & P. 6d.

TANK AERIALS

Fully interlocking copper rods. One foot sections. Ideal for car or scooter aerials. Will make excellent dipoles. Six sections complete with canvas carrying case 3/6. P. & P. 1/6. Additional sections 6d. each. Please send sufficient postage.

PAXOLIN SHEETS

Strong, high quality paxolin sheets. Size 10 1/2 x 8 1/2 x 1/10th. 3 for 5/-. P. & P. 1/-, 6 for 10/-. Post free.

LEAD ACID ACCUMULATORS (Unspillable)

2 volts at 16 A.H. Brand new. Size 4 x 7 x 3 1/2. 4/11 each, 3 for 12/6. P. & P. 3/- per cell.




SURPLUS HANDBOOKS

19 set instruction Handbook 3/6 each, P.P. 6d.
1135 instruction Handbook 3/6 each, P.P. 6d.
H.R.O. instruction Handbook 3/6 each, P.P. 6d.
Frequency Meter, BC 221 instruction Handbook 3/6 each, P.P. 6d.
46 Trans/Receiver Details and Notes 3/6 each, P.P. 6d.
38 set A.F.V. Inst. Handbook 3/6 each, P.P. 6d.
R.P. unit 24 circuit diagram and details 1/6 each, P.P. 3d.
R.F. unit 25 circuit diagram and details 1/6 each, P.P. 3d.
R.F. unit 26 circuit diagram and details 1/6 each, P.P. 3d.
Receiver R1355 circuit diagram and details 1/6 each, P.P. 3d.
Receiver R1234A circuit diagram and details 1/6 each, P.P. 3d.
R.1116/A circuit diagram and details 1/9 each, P.P. 3d.

RF FIELD INDICATORS

Designed for checking the radiation from a transmitting antenna. The sensitivity can be controlled by adjustment of the panel control, the antenna length, or by increasing distance from the radiator. Frequency range 1-25 Mc/s. 200mA D.C. Complete with instruction book. Post free. 59/6



MONSTER PARCEL No. 3

Six crocodile clips. One portable mains soldering iron. 6 phono plugs. 6 coils of multi coored solder. 6 valves. 3 T.V. aerial plugs. 12 British octal valve holders. 12 wafers. 3 car aerial plugs. 3 sheets of 10 x 10 in. paxolin. 1ft. copper rod aerial. 3 sturdy made panel mounting fuse holders. 24 ne resistors. 6 assorted pots. 1 operators unit a very useful piece of equipment. All this for only 25/- p/p 3/6.

VALVES

2/6 each, P. & P. 6d. 2 for 5/- post free. 807, 6V6, 6H6, 6K7, EF50, 6H80.

19 TRANS. REC. MAINS POWER PACK

Operate your 19 set receiver straight off the mains. Ready built power unit complete with modification and fitting instructions. Price 59/6. P. & P. 3/6. Please state model. Mk. 11 or Mk. 111.

VEHICLE RADIOTELEPHONE

Originally used by the armed forces for field communication, this compact little unit can be powered by a car battery, and two 60v. or 90v. H.T. batteries. Communication is possible up to three miles in favourable terrain, and on testing this receiver, we were able to receive dozens of continental, maritime, and government stations. Battery drain is less than 1 of an amp. Output stage decommissioned to conform with regulations. Full wiring instructions provided. Price 5 gns. each, post paid. Two for £10, post paid.

VIBRATOR PACKS

5v. D.C. in. 250v. D.C. out. Suitable for powering receivers etc. price 12/6. P. & P. 3/6.

100 OHM. W.W. POTS

Standard spindle 1/6 each, P. & P. 6d. 2 for 3/-. Post free.

HI-FI CRYSTAL PICK-UP HEADS

Standard replacement model for B.S.R., Garrard and Collaro. Price 15/-. P. & P. 1/3.

MICRO ALLOY TRANSISTORS

Mat 100 7/9
Mat 101 8/6
Mat 120 7/9
Mat 121 8/6

Ferrite Slab aerials suitable for transistor sets 3/-. P. & P. 6d.

2-WAY SOUND POWERED TELEPHONE

As used by the armed forces. These sound powered earpieces will work up to a distance of one mile without the use of batteries. Beautifully made. Ideal for use in the house, office or garden. Complete with connecting cable. 17/6. P. & P. 2/6.

DOUBLE THROAT MIKES

Double throat mikes. Can be adapted for use with musical instruments. 5/11. P. & P. 9d.

NEW WALK-ROUND STORE OPEN IN LAMBERT'S ARCADE, LOWER BRIGGATE, LEEDS 1. NEXT TO HALFORD'S CYCLE SHOP. OPEN ALL DAY SATURDAY.

ALL MAIL ORDERS TO OUR BRIGGATE HOUSE ADDRESS.

Postage rates apply to U.K. only.

TERMS:

CASH WITH ORDER

5/- EXTRA ON C.O.D.

ORDERS

No C.O.D. under 30/-

TRADE SUPPLIED

ORDERS FROM

ABROAD WELCOMED

Telephone: 34703



SONA ELECTRONIC CO. (Dept. PW16) BRIGGATE HSE, 13 ALBION PL, LEEDS

Jason KITS

Jason were first to produce a stable switched f.m. tuner for reception of BBC transmissions and an outstanding success has been achieved with the introduction of simple-to-operate switched tuners to receive both f.m. and TV sound transmissions. Jason tuners and test equipment offer a wide choice of models designed to meet present-day requirements and are a delight to build.



JTV2 SWITCHED TUNER for the reception of all BBC f.m. transmissions and BBC-I and ITV television sound channels at the turn of a switch. Foster-Seeley discriminator. Built-in power supply. Sensitivity 10μV for 40 dB quieting. Audio output 0.4V approx. All components including turret and coil plate but less four valves £14.0.4.



JTL TAPE PREAMPLIFIER designed to suit any tape deck or head. Will simultaneously record and playback stereo or mono using two or four track heads. Especially recommended for use with the Lorlin SB26 tape deck. (Send for details). All components including valves £22.1.0. Ready built and tested £30.9.0.

OTHER JASON KITS

FMT1 F.M. TUNER, less valves	£5.19.0
FMT2 F.M. TUNER, less valves	£9. 9.0
(less power supply components)	£7.15.0
FMT3 F.M. TUNER, less valves	£10. 9.0
(less power supply components)	£8.15.0
MERCURY 2 Switched Tuner, less valves,	£9.15.4
ARGUS Transistor m.w. Tuner, complete	£7.10.0
AG10 Audio Generator, complete	£15.19.0
OG10 Oscilloscope, less c.r.t.	£18.10.0
W11 Wobulator, complete	£14.19.0
EM10 Valve voltmeter, complete	£23.0.0
SB26 Tape Deck (built only) 1-track mono.....	31 gns.
4-track stereo	39 gns.

Write for descriptive leaflets and name and address of nearest stockists

JASON ELECTRONIC DESIGNS LTD.

18 Tudor Place, Tottenham Court Road
LONDON W.1

Telephone: MUSEum 4666/8

VALVES SAME DAY SERVICE NEW! TESTED! GUARANTEED!

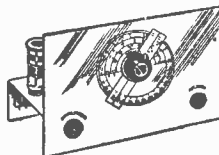
SETS 1R5, 185, 1T4, 384, 3V4, DAF91, DF91, DK91, DL92, DL94. Set of 4 for 15/-; DAF96, DF96, DK96, DL96; 4 for 23/6.

1A7GT	7/8	6X5GT	6/8	DF33	8/-	ECL80	6/3	0Z4	4/3	U26	8/9
1D5	6/6	7B7	8/-	DF91	2/6	ECL82	7/-	PC95	6/6	U47	8/6
1H5GT	8/3	7C5	7/9	DF96	6/-	ECL86	9/-	PC97	7/-	U49	9/6
1N5GT	8/-	7C6	7/8	DF96	3/6	EF39	3/6	PC98	5/6	U50	5/3
1R5	4/9	7B7	6/9	DF77	4/-	EF41	6/6	PC98	9/6	U52	4/6
1S5	5/9	7Y4	5/-	DH1	12/6	EF80	4/6	PC98	6/6	U54	8/9
1T4	2/6	10L1D13	7/6	DK32	8/-	EF83	5/-	PCF82	6/6	U78	3/9
2P	19/6	12AT7	3/9	DK91	4/9	EF86	6/11	PCF84	7/9	U91	9/3
3A5	6/9	12AU7	4/9	DK92	6/9	EF89	4/9	PCF86	9/6	U981	8/8
3Q4	4/10	12AX7	4/9	DK96	6/9	EF91	2/9	PCF85	9/6	U981	9/-
384	4/9	12K7GT	4/3	DL33	7/3	EF92	2/6	PCF82	6/6	U901	11/9
3V4	5/6	12K5GT	8/9	DL33	6/9	EF93	7/6	PCF83	9/-	U901	15/9
5U4G	4/6	12Q7GT	4/3	DL92	4/9	EL38	11/9	PCF84	8/-	U4020	5/9
5Y3GT	5/3	19B6GG	6/9	DL94	5/6	EL41	7/3	PCF85	8/6	UAB080	5/9
5Z4G/GT8-	20/11	12/6	DL96	6/-	EL84	5/-	PEN4A	6/6	UAF42	8/-	
6AL5	2/-	20P4	13/6	DY86	6/9	EL85	5/6	PCF83	9/6	UBC4	6/6
6AM6	2/9	20P5	11/9	DY87	8/-	EM34	7/11	PEN3520	1/	UBC81	7/3
6A05	6/-	25L6GT	4/9	EAB080	6/-	EM30	6/3	15/-	UBF00	6/-	
6AT6	4/-	25L4GT	10/6	EAF42	8/-	EM81	7/3	PEN4VA	1/	UBF89	6/9
6BA6	6/-	30C18	8/6	EH41	4/-	EM84	6/3	12/6	UC92	5/6	
6BE6	5/9	30PL1	8/-	EY81	5/-	EL83	5/-	PCF86	1/	UC94	5/6
6BE6G	12/6	30L15	10/3	EY83	6/-	EY51	6/-	15/-	UC85	6/9	
6B16	5/-	30PL1	8/-	EBC41	7/3	EY86	5/6	PL36	8/9	UCF80	8/6
6B16	5/6	30PL13	10/9	EBF80	6/-	EZ40	5/6	PL81	7/-	UCB42	7/6
6F13	3/6	30PL14	11/6	EBF83	7/6	EZ41	5/6	PL82	6/6	UCH81	6/6
6F14	9/-	33A5	11/6	EDF89	6/-	EZ80	4/-	PL83	5/-	UCB82	7/6
6J7G	4/6	35L6GT	8/3	EHL21	10/6	EZ81	4/6	PL84	5/9	UCL83	9/9
6K7G	1/6	35Z4GT	5/6	ECC40	6/9	FW4/500063	5/6	FX25	7/9	UF41	7/3
6K7GT	5/3	53KU	8/6	ECC81	3/9	GZ33	14/6	PY32	9/-	UP89	6/3
6K8G	4/3	AC/VP2	12/6	ECC82	4/9	GZ37	8/9	PY30	5/3	UL41	7/-
6K8GT	7/6	12/6	ECC83	7/-	K232	3/6	PY30	5/3	UL44	15/-	
6P28	9/8	B36	4/6	ECC84	6/3	K776	8/-	PY81	5/9	UL84	6/3
6Q7G	4/9	COH35	12/9	ECC85	6/3	ME140015	5/-	PY82	5/-	UY21	7/-
6Q7GT	7/9	CL33	9/6	ECC86	7/6	MU14	5/-	PY83	5/9	UY41	4/9
6SL7GT	4/9	CY1	12/6	EF82	7/3	MV8/PEN8	5/6	PY88	7/3	UY85	5/6
6S7GT	4/9	DAC32	8/3	EF86	10/9	PCF80	6/6	PCF80	6/6	VF43	12/6
6V6G	3/9	DAF91	3/9	ECH35	6/-	N18	4/10	TH21C	9/6	W76	3/6
6V6GT	6/6	DAF96	6/-	ECH42	8/3	N108	16/6	TH233	7/9	W77	2/8
6X4	3/9	DCC90	6/9	ECH81	6/3	OD3	4/6	U25	8/6	Z77	2/9

READERS RADIO

24 COLBERG PLACE, and at 85 TROTQUAY GARDENS, STAMFORD HILL, REDBRIDGE, ILFORD, LONDON, N.16. STA 4587 ESSEX. CRE 7441
Post 6d. per valve extra. Any Parcel Insured against Damage in Transport 6d extra. Any C.O.D. Parcel 4/3 extra.

LISTEN TO THE WORLD ON TELSTAR OUR I-VALVE



SHORT WAVE RADIO

Receives speech and music from all over the world. Price includes valve and one coil covering 40-100 metres. Can be extended to cover 10-100 metres. Can be converted to 2 or 3 valve and all-mains speaker use. Total Building Costs 35/- P. & P. 2/-.

• All parts available separately

READY TO USE POCKET RADIO



P. & P. 2/- 9/11

Covers Medium waveband. No batteries needed. Complete with earpiece.

R.C.S. PERSONAL SET

Designed for personal listening without disturbing others. Supplied complete with battery and earpiece—no extras to buy! Sensitive one transistor diode circuit gives quality reproduction over medium wave band. Attractive case with large tuning dial. Ideal for use as tape tuner. Size only 3 1/2 x 2 1/2 x 1 1/2 in. 27/6 P. & P. 2/-.

BATTERY ELIMINATORS

The ideal economical and safe way of running any TRANSISTOR RADIO, RECORD PLAYER, TAPE RECORDER, AMPLIFIER, etc. requiring voltages shown. Types Available: 9 v.; 6 v.; 4 1/2 v. (single output). Size 3 1/2 x 3 1/2 in. PRICE 39/6 each. P. & P. 2/9. 9 v. + 9 v.; 6 v. + 6 v. or 4 1/2 v. + 4 1/2 v. (Two separate outputs). Size 3 x 3 x 2 1/2 in. PRICE 42/6 each. P. & P. 2/9. (Please state output required.)

"YIPIT" BULK TAPE ERASER

Quickly and efficiently removes all trace of old recordings from a whole reel of tape. Only 29/6, P. & P. 2/6.

FOR THE CONSTRUCTOR

Easy to build CRYSTAL RECEIVER, 8/8. P. & P. 2/-.
Easy to build PERSONAL SET with earpiece, 27/6, P. & P. 2/-.
Easy to build 3-TRANSISTOR SET with speaker, 37/6, P. & P. 2/-.
All parts available separately.

R.C.S. PRODUCTS (RADIO) LTD.

11 Oliver Rd., London, E.17. (Mail Order only)

Export Trade Enquiries Invited

PREPARING R.A.E. FOR THE

BRIAN ROBINSON.

6: THE TRIODE

6.1 The Effect of the Third Electrode

SO far only the diode valve has been mentioned and it is fairly obvious that the diode can only have limited applications as it is unable to amplify. If a third electrode is added to the simple diode the new valve, or *triode*, can be made to amplify. The first triode was constructed in 1907 by de Forest, who simply placed a wire mesh or *grid* between the cathode and anode of a diode. The grid is generally made of *nickel* or some similar metal which is easy to work with.

By applying voltages to the grid the flow of electrons from the cathode to the anode can be controlled, and in fact the grid can be described as an *electrostatic shield*. The grid can be used to limit the effect of the anode voltage on the space charge surrounding the cathode, and only a *small negative voltage* is required to do this as the grid is much nearer to the cathode than the anode.

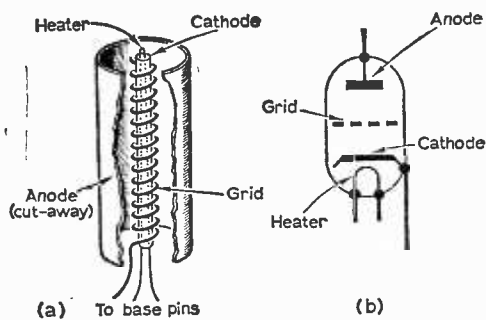


Fig. 51 (a): The mechanical construction of a triode, without the glass envelope. (b): The triode valve circuit symbol.

Simplified construction and theoretical representations of the triode are given in Fig. 51. It must be remembered that if the grid of a triode valve is kept at a negative potential no grid current can flow, but if it is given a positive potential grid current will flow as negatively charged electrons will be attracted towards it.

6.2 Characteristic Curves for a Triode

In the operation of the triode there are *four* important variables to be considered, as opposed to two in the case of the diode. The four are—

- a) anode current— I_a
- b) anode voltage— V_a
- c) grid voltage— V_g
- d) grid current— I_g

In our considerations only the first three of the variables will be considered at this stage. Characteristic curves will be considered for the following—

- a) I_a against V_a —with V_g constant
- b) I_a against V_g —with V_a constant.

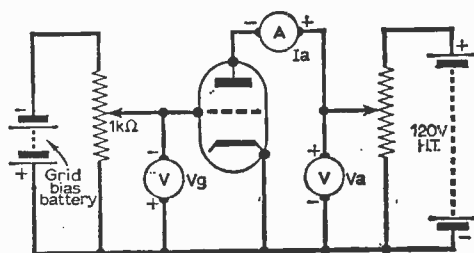


Fig. 52: The circuit arrangement used to determine the current/voltage curve (I_a/V_a) for a triode.

6.3 The I_a/V_a Curve for a Triode

To find the I_a/V_a curve for a triode the circuit shown in Fig. 52 is used. As can be seen, the anode voltage is varied and the corresponding values of anode current are noted. The grid voltage is adjusted by using the potentiometer connected across the *grid bias battery*. (N.B.—if positive values of V_g are required the grid bias battery is simply reversed.) The anode

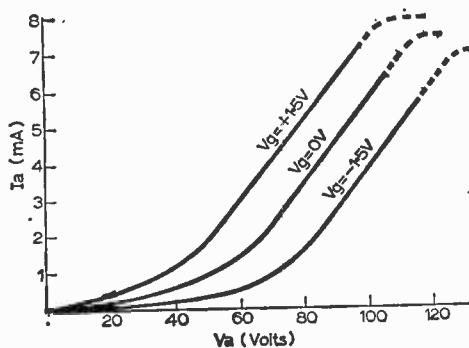


Fig. 53: A typical family of I_a/V_a curves for a triode, with grid voltage (V_g) kept constant.

voltage is increased in about 10 volt steps and each value of anode current is noted—this is repeated for various values of V_g and a series of curves (or family of curves)—of the type shown in Fig. 53 are obtained. Note that a positive value of V_g has been included and that this gives a greater value of anode current than the value of $V_g=0$.

The a.c. resistance of the triode is obtained in exactly the same way as for the diode, in Fig. 54 the a.c. resistance has been found using the I_a/V_a curve obtained when V_g is equal to 0. The saturation

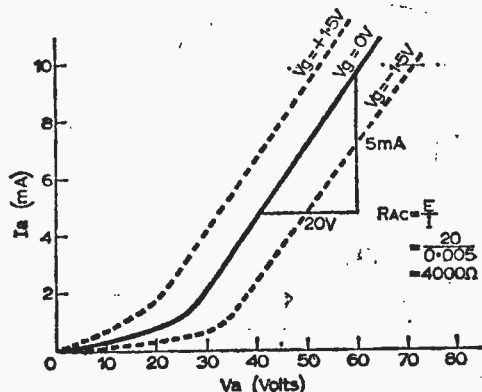


Fig. 54: Obtaining a triode a.c. resistance on the I_a/V_a graph at $V_g=0$.

current for the triode is the same as for the diode—i.e. when further increases in anode voltage cause no further increase in anode current.

6.4 The Mutual Characteristics for a Triode

The second set of triode characteristics which must be dealt with are called the *mutual characteristics* of the valve. These characteristics show the relationship between I_a and V_g when V_a is kept at a constant value. The circuit used to obtain the mutual characteristics is the same as that shown in Fig. 52, but this time the anode voltage is fixed at a certain value and V_g is varied in small equal steps—the value of I_a for each value of V_g being recorded. The process is repeated for various values of V_a . The point where the value of I_a becomes 0—i.e. where the curve touches the V_g axis—is called the “cut-off” value for the particular value of V_a used. A set of I_a/V_g curves obtained for a small triode are shown in Fig. 55. (N.B.—The readings obtained when V_g was positive were obtained by reversing the polarity of the grid bias battery.) As has been previously mentioned, in some cases the triode is operated with positive values of V_g . In these cases the grid current will flow as the grid is positive in respect to the cathode. This current is generally of the order of microamps or in the case of transmitting valves a few milliamperes. The I_a/V_g curve of a triode is very similar to the characteristic curve for the diode.

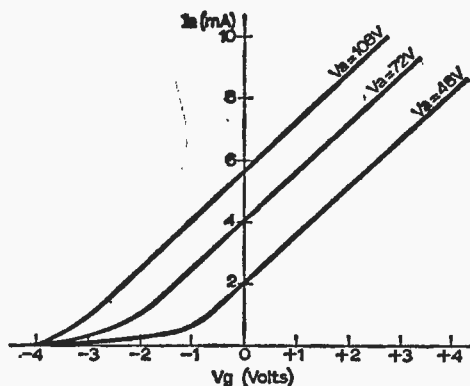


Fig. 55: A set of mutual characteristics curve of a triode.

In general the grid of a triode must only become slightly positive with respect to the cathode, otherwise the electron emission may become too copious and cathode damage will result.

6.5 The Mutual Conductance of a Triode

The *mutual conductance* of a valve is generally denoted by g_m and can be defined as “the ratio of the change of I_a to that of V_g when V_a is kept constant.” Since current over voltage gives *conductance* the mutual conductance of the valve is measured in the unit of conductance which is the *MHO*.

$$\frac{\text{Amps}}{\text{Volts}} = \text{mhos.}$$

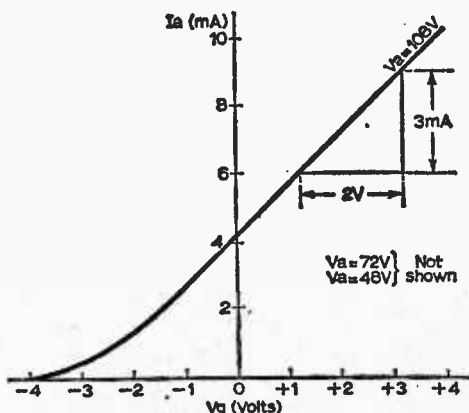


Fig. 56: Obtaining the mutual conductance of a triode.

WIRECOMP ELECTRONICS BARGAINS FOR THE RADIO ENTHUSIAST

NEW COMMUNICATION RECEIVERS

MODEL HE30



Covers range from 540 Kc/s to 30 Mc/s. Ham Band is provided with a scale for direct reading and can also be band spread. Facilitates A.N.L., A.V.C. and M.V.C. Q Multiplier also serves as B.F.O.

I.F. stages ensure high sensitivity and selectivity. Valve line Standby position for use with a transmitter. S meter fitted. 200-250V. A.C. mains. Brand new and unused. Boxed with full instruction manual in attractive steel cabinet, grey crackle finish. Cabinet size: 15 x 8 x 10in. Dial 12 x 4in.

WIRECOMP'S PRICE 33 GNS. Carr. and Pack free

Available in KIT Form, 25 GNS. Carr. and Pack free. H.P. Terms (Ready Build): £6.13.0 deposit and 11 monthly payments of £2.16.0. Total H.P.P. £37.9.0.

MODEL HE40 Covers medium wave band and 1.6-4.4 Mc/s., 4.5-11.0 Mc/s., 11.0-30.0 Mc/s. in separate switched band spread ranges. Controls include B.F.O. Sensitivity, A.N.L., Receiver—Stand-by-Switch, Tone Switch, S-meter. For 200-250V. A.C./D.C. internal loop and telescopic antennae fitted. Valve line-up: 12BE6, 12BA6, 12AV6, 50C5 and metal rectifier. Size 13 1/2 x 8 1/2 x 5 1/2 in. Instruction manual included. No Kits avail.

WIRECOMP'S PRICE 19 GNS. Carr. and Pack 10/-

H.P. Terms £4 dep. and 11 months at £1.12.0. Total H.P.P. £21.12.0.

FAMOUS MAKE TRANSISTOR RADIO OFFER THE "STELLA"



7 transistor portable radio. High sensitivity circuit covering: Long, Med. and Short wavebands. Fitted with tone switch and sockets for personal earphone and external aerial. Built in chrome telescopic aerial. Powered by four 1.5 v. torch batts. Attractive plastic cabinet in beige and red, size 4x7x1 1/2 in. Excellent tone 3in. p.m. speaker. Complete with leather shoulder strap and external aerial. Full makers guarantee. List price 17 gns.

WIRECOMP'S PRICE £9.19.6 P. & P. 5/-

AUTOCHANGER SCOOP !!

WIRECOMP can now offer GARRARD AUTOCHANGERS—Brand New and Fully Guaranteed—at Super Low Prices !!!

All complete with mono crystal cartridge and styl. Model RC 120 WIRECOMP'S PRICE £3.19.6
Model RC 121 WIRECOMP'S PRICE £4.19.6
Model RC 209 WIRECOMP'S PRICE £5.19.6
Model RC 210 WIRECOMP'S PRICE £6.19.6
Add 5/- carriage and packing on each.

NEW SUPER MINIATURE POCKET RADIOS



THE SINCLAIR MICRO-6. Self-contained pocket radio. Size only 1 1/2 x 1 1/2 x 1 1/2 in. A marvel of modern miniaturisation—truly amazing performance. May be built in an evening. Complete with earphone and detailed construction data.

Can be built for only 59/6
Mercury cell 1/11 extra (2 required).

THE SINCLAIR SLIMLINE. The new 2-transistor pocket radio size only 2 1/2 x 1 1/2 x 1 1/2 in. Micro alloy transistorised and printed circuit. Micro alloy transistorised and printed circuit. Easy to assemble. Can be built for..... 49/6

SUPER AMERICAN TAPE

INTERNATIONAL BRAND, FULLY GUARANTEED MYLAR BASE

3in. Triple play, 600ft.	15/-	7in. Triple play, 3,600ft.	58/6
4in. Triple play, 900ft.	17/6	ACETATE BASE	
5in. Double play, 1,200ft.	15/-	3in.—150ft.	3/6
5in. Triple play, 1,800ft.	35/-	3in.—225ft.	4/11
5 1/2in. Long play, 1,200ft.	15/-	3in.—300ft.	7/6
5 1/2in. Double play, 1,800ft.	22/6	5in. Long play, 900ft.	10/-
5 1/2in. Triple play, 2,400ft.	45/-	5 1/2in. Long play, 1,200ft.	12/6
7in. Stand play, 1,200ft.	12/6	7in. Long play, 1,800ft.	15/-
7in. Long play, 1,800ft.	19/6	P.V.C. BASE	
7 1/2in. Double play, 2,400ft.	25/-	5in. Standard play, 600ft.	8/6
		5 1/2in. Stand. play, 900ft.	11/6

P. & P. 1/- extra per reel, 4 reels and over Post Free

WIRECOMP'S BARGAIN STORE

48 Tottenham Court Road, London, W.1

Thousands of bargains: Transistor Radios—Record Players—Tape Recorders—Radiograms—Rock Bottom Prices

WIRECOMP'S HI-FI SCOOP !!

TOO LATE FOR ILLUSTRATIONS

PAMPHONIC 3001 INTEGRATED STEREO AMPLIFIER

New, unused and fully guaranteed. Brief specification: 7 watts per channel output; frequency response 40 c/s to 20 Kc/s; separate inputs for crystal and magnetic pick-ups, radio and tape; 15 ohms output; sockets also provided for tape recording; volume, bass, treble and balance controls; also provided are selector and phase reverse switches. For all A.C. mains voltages 100/250 V. In free standing housing, size 13 x 10 x 4 1/2 in. Makers list price £38.10.0.

WIRECOMP'S PRICE 23 GNS. Carr. and Pack 10/6

PAMPHONIC 1002A CONTROL UNIT

Inputs for pick-up, radio, tape and microphone. Controls for volume, bass, treble, filter and selector. Fitted with 2-ECC40 valves.

WIRECOMP'S PRICE £4.19.6 Carr. and Pack 2/6

PAMPHONIC 1002B PUSH BUTTON CONTROL UNIT/PREAMPLIFIER

An individual correction network is provided for every important recording characteristic together with separate inputs for radio, tape and microphone. Maximum output is 1 volt and is sufficient to drive most amplifiers. Unpowered. Volume, bass, treble and filter controls provided. Fitted with 1-EF86 and 2-ECC81 valves. Size 10 x 4 x 5 1/2 in. Brand new and boxed. Makers list price £25.4.0.

WIRECOMP'S PRICE £6.19.6 Carr. and Pack 2/6

PAMPHONIC 2001A PRE-AMPLIFIER

Sensitivity from 3 to 120 mV. for 1 V. out. Fitted with 2-ECC40 valves. Inputs for radio, tape, pick-up and microphone with preset level controls. Controls for bass, treble, filter and selector fitted. Unpowered. Size 10 x 4 x 4 1/2 in.

WIRECOMP'S PRICE £5.19.6 Carr. and Pack 3/6

PAMPHONIC SWITCHED RADIO TUNER MODEL 732A

• Gives instant pre-selection of 3 medium wave stations and 1 long wave station (these stations are easily adjustable to your local frequencies). Self powered. For use on 200/250 V. A.C. Valve line-up: E240, ECH41, ECC41. Fitted with tone and volume controls for use in conjunction with a power amplifier. In metal case, size 16 x 7 x 3 1/2 in.

WIRECOMP'S PRICE £5.19.6 Carr. and Pack 7/6

PAMPHONIC MODEL S1 SPEAKER UNIT

Cabinet type forward facing system. Fitted with 10 x 6 in. elliptical double cone speaker. Wood cabinet size 15 x 12 x 1 1/2 in. finished in medium walnut. New, unused and guaranteed. List price 10 gns.

WIRECOMP'S PRICE £4.19.6 Carr. and Pack 7/6

AVANTIC SP21 STEREO PRE-AMP/CONTROL UNIT

This famous unit needs no description! Brand new and unused. **WIRECOMP'S PRICE £7.19.6** Post Free

"VIKING" GUITAR AND P.A. AMPLIFIERS

"Transistor 50"—50 watts, fully transistorised with tremolo 45 Gns
"Sound 30"—30 watt valve model, 8 inputs 35 Gns
Matching Speaker System for the "Viking" amplifiers 33 Gns

For details and illustration see March "P.W." including special package deal offer for the amplifiers and speaker system.

323 EDGWARE RD., LONDON, W.2.

AMBASSADOR 7115


378 HARROW RD., LONDON, W.9. CUNNINGHAM 9530

All branches open all day Saturday.

Early closing Thursday

Mail Orders to the above address for prompt service.

FIVE ACES!



This is a hand that can't be beaten. Five models from our tremendous range of soldering instruments. Superb performance. Amazingly compact. Developed to simplify YOUR soldering. Copper bits for greatest speed.

Permatip bits for long life. May we deal you in?


Brochure P.W.10 post free on request

LIGHT SOLDERING DEVELOPMENTS LTD., 28, Sydenham Road, Croydon, Surrey

Telephone: CROydon 8589

NOW ADD F.M. RADIO to your MARTIN AUDIOKIT SET-UP

with only 3 easy-to-assemble
prefabricated units



- Sensitivity—20 micro-V for 20dB signal/noise ratio: 5 micro-V for 40dB
- A.F.C. — ensures easy accurate tuning
- Tuning—88 to 108 Mc/s
- Audio Response—Flat from 30 to 15,000 c/s
- Controls—Tuning, and on/off with switch through stage for recording, etc.

View above shows Units 15, 16 and 17 assembled. Below, the attractive escutcheon.

UNIT 15
F.M. Head
& tuning
condenser

£5.12.6

UNIT 16
I.F. Amp.

£5.7.6

UNIT 17
Mounting drive
escutcheon &
controls

£1.17.6

SUPERB QUALITY FOR VERY MODEST OUTLAY

From Radio and Hi-Fi Stockists

Trade enquiries invited

MARTIN ELECTRONICS LTD. 154/5 High Street, Brentford, Middlesex ISLEworth 1161/2

The unique and outstandingly successful system developed by Martin Electronics whereby prefabricated transistorised units can be assembled to make your own choice of hi-fi now brings 3 further Units, No. 15, 16 and 17 to enable you to build a modern F.M. Tuner of exceptionally good design and performance. Intended primarily for those who have chosen an Audiokit hi-fi set-up, the Tuner may also be used with other good amplifiers if desired. With a few simple connections, you will have a tuner of excellent appearance to please the most critical ear, yet it is surprisingly inexpensive.

A whole range of Audiokit Units is available which you can assemble to your own choice with ease and complete success. Ask for the Audiokit leaflet.

MARTIN ELECTRONICS

154 High Street, Brentford, Middlesex

F.M. Tuner Leaflet ☐ Audiokit Leaflet ☐
Tick as required

Name

Address.....

P.W.4

Since the mho is a fairly large unit however the *micromho* (one millionth of a mho) is generally used in radio and electronics. From the graph shown in Fig. 56 we can see that the mutual conductance would in this case be 3 (mA) divided by 2 (volts). If our units are in Amps. and Volts the mutual conductance will be in mhos—

$$\frac{0.003}{2} = 0.0015 \text{ mhos.}$$

this would be generally written however as 1500 micromhos. Mutual conductance is often expressed as being so many "milliamps per volt"—in the above case the value would be $3/2 = 1.5$ milliamps per volt. The mutual conductance of a valve is the best all round indication of the effectiveness of the valve as an amplifier. At the present time the value of about 10mA/volt is a fairly high mutual conductance for normal type of receiving valves.

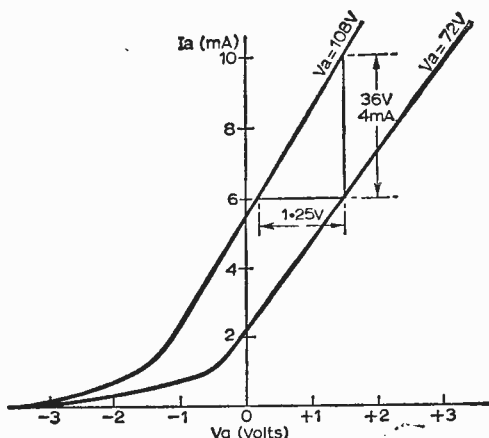


Fig. 57: Obtaining the amplification factor of a triode.

6.6 The Amplification Factor of a Triode

The *amplification factor* of a triode is generally denoted by the Greek letter μ . The amplification factor is found by dividing the change in V_a , which produces a change in I_a (V_g constant), by the change in V_g which will cause the same change in I_a , (V_a constant). Suppose that a change of 2 volts in V_g caused the same change in I_a as a change of 40 volts in V_a , then the amplification factor, μ , would be $40/2$ which is 20. The conditions mentioned being obeyed of course. Note that as μ is a ratio of voltage to voltage it can have no units. In Fig. 57 it can be seen that a change in anode current of 4mA is obtained by a change in grid voltage of 1.25V—but the same change in anode current is obtained by a change in anode voltage of 36. Therefore the amplification factor is equal to $36/1.25$ or 28.8.

The amplification factors of triodes range from

about 3-100 or so. A "high μ " valve has an amplification factor of 30-100; a "medium μ " valve from 8-30; a "low μ " valve less than 8. These figures are of course approximate.

We have already seen that—

$$R_a = \frac{V_a}{I_a}$$

$$gm = \frac{I_a}{V_g}$$

$$\text{and } \mu = \frac{V_a}{V_g}$$

and it is fairly apparent that by simple arithmetic we can form a relationship between the three constants. This relationship is—

$$\mu = R_a \times gm$$

$$\text{i.e. } R_a \times gm = \frac{V_a}{I_a} \times \frac{I_a}{V_g}$$

$$= \frac{V_a}{V_g} = \mu$$

6.7 The Publishing of Valve Characteristics

The manufacturers of valves have obviously to provide the designers of radios, television sets, etc., with information they require in order to utilise a particular valve. They do this by publishing a table of valve characteristics, which contains all the relevant information on the operating conditions of a particular valve. A table of characteristics is shown below for an imaginary medium μ triode.

TABLE I

XXX—medium μ Triode

Filament Volts	2.0
Filament Current	0.1A
Anode Voltage	120
Grid Bias	-1.5V
Anode Current	2mA
A.C. Resistance	15,000Ω
Mutual Conductance	2000 micro-mhos or 2mA/volt
Amplification Factor	26

6.8 Interelectrode Capacities

As any two pieces of metal which are separated from one another form a capacitance, it is clear that there must be effective capacitances formed between the electrodes of a valve. They are called "interelectrode capacities". The effect of the interelectrode capacities is to add to the circuit capacities already present, and particularly in valves which are used at v.h.f. and u.h.f. this can be a serious problem. This is why specialised valves are used at these frequencies and in fact the specialisation is mainly to reduce the interelectrode capacities.

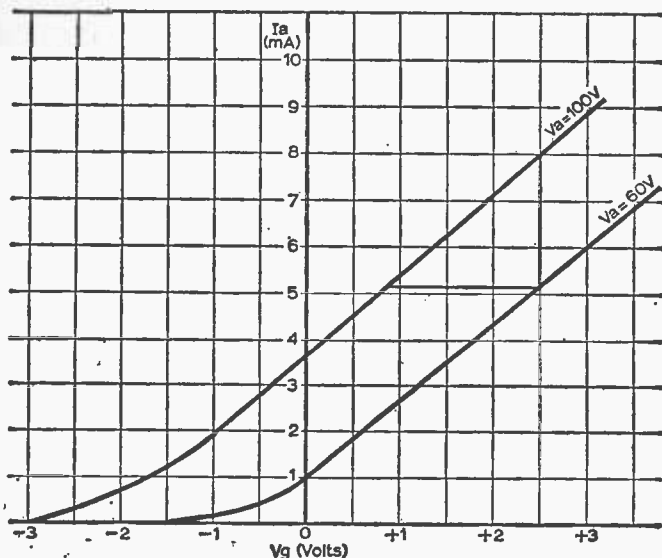


Fig. 58: The graph for this month's question.

Part 7 Next Month

Question

In Fig. 58 find—


1. The mutual conductance of the valve (in micromhos and mA/volt).
2. The amplification factor of the valve.
3. The cut-off value for $V_a = 100$ volts.
4. The cut-off value for $V_a = 60$ volts.

Answer to Last Month's Question

1. The X should be at the point on the graph approximately where $I_a = 19$ mA and $V_a = 120$ volts.
2. The valve would normally be operated approximately between the values
 $V_a = 40-110$ volts
and $I_a = 4-18$ mA
3. A.C. resistance = $5,000 \Omega$
4. The graph would not pass through zero as even with no anode voltage a few electrons will reach the anode.

FREE DOUBLE SIDED BLUEPRINT

to build this 3-WAVE BAND 7-TRANSISTOR RECEIVER



- 10 Semiconductors
- Long, Medium and Short Wavebands
- Telescopic Aerial
- Transformerless Complementary Push-Pull Output
- Tone Control
- Thermal Stabilising Diode

Other Contents include:

Wide Range Signal Generator — Theory and Design of Multimeters — Artificial Aerial Transmitter Loads — An Inverted-L Aerial — plus other articles and features, including BC and Amateur Bands DX News.

INSIDE NEXT MONTH'S

OUT APRIL 8th

Make sure of your copy!

PRACTICAL WIRELESS

SOUTH SUPPLIES

(ELECTRICAL LTD.)

Post orders to 95 Old Kent Road, London, S.E.1

95 OLD KENT RD., S.E.1
72 BOROUGH HIGH ST., S.E.1
90 HIGH ST., EDGWARE
17 WOODFORD AVE., ILFORD
291 HIGH RD., CHISWICK, W.4

BER 5810
HOP 2125
EDG 6751
CRE 4815
CHI 0154

EECO Model S.E.37B

Push Button 20,000 O.P.V. Test Meter
D.C. Volts: 0-1
10-50-250-500-1000
A.C. Volts: 0-10-50-250-500-10,000
D.C. Current: 0-50A, 10mA, 50mA
Resistance 0-5K Ω -500K Ω -5M Ω
Inductance 50H-5000H
Capacitance 150pF-0.02 μ F
D.B. -20 Ω +22DB
20 Ω 36DB. The simplest and most efficient meter on the market at £22.50 below its true value. **£5.15.0** P. & P. 2/6

EECO Model S.E.550

100,000 O.P.V. PROFESSIONAL TEST METER
Highest accuracy 3% on D.C.V.
4% on A.C.V.
D.C. Volts: 5-2.5-10-50-0-0at 100,000
250 O.P.V.
0-500-1000 at 35,000 O.P.V.
A.C. Volts: 0-2.5-10-50-250-1000 at 12,500 O.P.V.
D.C. Amps: 0-10 μ A at 500mV, 0-250 μ A-2.5mA-250mA-10 at 150mV
Resistance: 0.20-2m-200k-20k
160k-10k-100 Ω Centre Scale
Decibels: -20 to +62 (0dB-0.775V)
£7.19.0 P. & P. 3/-

EECO Model U.D.801 UNI-DIRECTIONAL DYNAMIC MICROPHONE

Dual Impedance (600 Ω , 50k Ω)
Frequency Characteristics: 100 Ω , 14,000 c/s. 15dB
Sensitivity: -75dB -3dB at 600 Ω
-55dB \pm 3dB at 50k Ω 0dB=1V μ bar.
Directionally uni-directional (50 Ω 7,000 c/s over 15 dB at 180°). This is a new and high class dynamic uni-directional microphone, very high in sensitivity and excellent in frequency characteristics, maintains high stability even against poor ambient conditions. Complete with 12ft. twin screened mic. cable.
Fully Guaranteed. **£9.10.0** P. & P. 3/6

EECO 4-Ch. Transistorised MICROPHONE MIXER

49/6 Post paid
Give all your recordings that professional touch. The Eeco mixer allows you to mix 4 signals such as—Microtape, records and tune into a single output. Wonderful for groups, amateurs recorders, etc.
Guaranteed to give hours of pleasure.

FAMOUS MAKES AMPS & PRE-AMPS

at Vastly Reduced Prices
3/4 watts, £4.19.0, 4/5 watts, £5.13.5, 5/5 Stereo, £11.16.3, 10 watt with separate Pre-amp, £15.2.5, 30 watt, £16.2.8, 50 watt, £18.2.8, Tremolo Unit, £3.15.0, Tape Pre-amp, £9.0.0.



TECH. MODEL PV-58 VACUUM TUBE VOLTMETER

Finest design for stable and accurate measurement. 1% tolerance on all resistors. Large design 4m. 300A meter for accurate readings 11 meg. ohm input.
Ranges:
—D.C.V. 0.1 5-5-15-50-150-500-1500V.
+D.C.V. 0.1-5-5-15-50-150-500-1500V.
A.C.V. 0.1-5-5-15-50-150-500-1500V. RMS
Resistance: 2 ohms to 1000 megohm
Decibels: -10dB to +65dB.
Operation: 230/240V A.C. Size 7 x 4 1/2 x 4 in.
Each tester is supplied brand new and fully guaranteed complete with probe and operating instructions.
The finest value in testers available at only **£12.19.6** P. & P. 3/6 ex. Complete



EECO Model S.E.100 TRANSISTORISED VARIABLE D.C. POWER SUPPLY

Maximum Current Gap, 0-10V 200mA Intermittent, 0-20V, 150mA continuously.
Impedance Source: Current position, 3.3 ohms. Voltage position 0.2 ohms.
Power Input: 220/240 V. Size 6 x 3 1/2 x 2 1/2 in.
Fuses: 0.5 amp slow blow 1A.C. circuit.
The extremely wide variable voltage range, low A.C. ripple and source impedance of the S.E.100 makes it a most satisfactory power supply to operate transistor radios, hearing aids, pre-amplifiers, instruments and other electronic devices under repair. The S.E.100 can be used in television and radio servicing, as an A.V.C. or voltage source as a D.C. filament supply operate relays, recharge small batteries and light electro plating as in dentistry. **£6.10.0** P. & P. 4/6. Fully guaranteed and complete with test lead, croc. clips and operating instructions.




EECO Model S.E.200 MINI-LAB TESTER

This remarkable meter has seven test instruments packed into one pocket size case which can be taken and used anywhere.
Resistance Substitution 100 Ω - 1K Ω - 10K Ω - 110K Ω - 1M Ω . Capacitance Substitution .002mfd-.005mfd, .02mfd, .1mfd, and 10mfd.
R.F. Signal Generator. Frequency fixed at 445 Kc. (adjustable to 700 Kc) output 35 mV approx.
Audio Generator Frequency 400 c/s. Output 35mV approx. D.C. and A.C. Volts. 4 ranges 0-15-50-150-500 volts. at 4000 O.P.V.
R.F. Field Strength Indicator. Frequency range 1 to 140 Mc. Antenna 5 sections, length 10 1/2 in. Size 6 x 2 1/2 x 3 1/2 in.
The Mini-Lab is completely battery operated and suitable for quick checks in the service shop and Home Service calls **£8.19.6** each. Complete With Test Prods and Battery Fully Guaranteed.

FANTASTIC OFFER!

(Ready built and working). 4-speed Record Player. Incorporating a 2 1/2 watt output amplifier, 5in. 10,000 line speaker and the latest B.S.R. single player unit. Beautifully designed wood cabinet covered with two-tone fabric in blue and grey. Mains voltage 220/250 volts A.C. only. Wonderful value at **£7.19.6** P. & P. 7/6



EECO Model MS4 FLOOR STAND

Height fully opened 53 1/2 in.
Fully closed 33 in. Three sections fully telescopic. 1 or 1 1/2 in. mic. adaptor
Price **39/6** ea. P. & P. 5/-
Heavy cast iron base.
Wonderful value.



MD 175 DYNAMIC MIC

45/- P. & P. 2/-
Sensitivity—55 dB at 1000 non-directional, latest American design.

ACOS

Die cast, hand shaped body. Special offer 15/6 plus P. & P. 2/6.

MULTI METER BARGAIN. EECO Model 220S

4,000 O.P.V. on both A.C. and D.C. D.C. volts 0-5-25-125-500-2500, A.C. volts 0-10-50-250-1000, D.C. current 0-250 μ A-0-250mA. Resistance 0-10 K Ω -0-1meg. Ω Decibels -20 to +22 dB. Meter size 4 1/2 x 3 1/2 x 1 1/2 in. Complete with test probe and battery. Wonderful Value at £21/- plus 3/- P. & P.

RONETTE BINOFLUID B.F.40 STEREO CARTRIDGE

Freq. Res. 30-12,000 c/s. sensitivity 180m V/cm/sec. Load 1m Ω 100 pf Complete with Sapphire Stylus. OUR PRICE 12/6 each. P. & P. 1/-.

RONETTE STEREO O.V.S. TURNOVER CARTRIDGE

with 2 Sapphire Styli. OUR PRICE 19/6 each. P. & P. 1/-.

SUN ACE

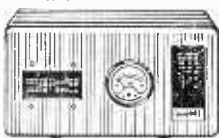
Ready built 4 transistor new push button Super deluxe tape recorder circuit 4 transistors. Recording D.C. bias 4 track built in 2 1/2 in. P.M. speaker. Recording time 17 mins. approx. on 200ft. tape. Batteries 1 U2—1 P.P. Complete with crystal microphone personal car phone, 200ft. tape and reel, spare spool carrying strap and batteries. Wonderful value. At only **£4.15.0** plus 4/9 P. & P. Fully guaranteed.



MINIATURE PUSH-PULL AUDIO AMPLIFIER 4 Transistor

Output 200 mW. Low and high gain inputs to operate 3 Ω speaker. Wonderful value **31/6** P. & P. 2/-
Complete with operating instructions.

A GENUINE 4 AMP BATTERY CHARGER for Only 4/9 P. & P. 4/6



Made in England to our own specification and fully guaranteed. High-Low Med. charge rate. 6V, or 12V Selector Plug. 200-250V. Mains Selector Plug. 4 amp Cartridge Fuse protection, complete with mains lead charging lead and crocodile clips.

NEW!!! NEW!!!

CM61—High Impedance Crystal Mic. with built-in on/off switch. Complete with Table Stand, Plug-in Mic. lead and neck holder, all in a wonderful satin chrome finish. **★ VALUE AT 33/6** Plus 1/9 P. & P.

VANTONE MAINS RADIOS

Ready built 5 valve superhet with built in Ferrite tuning bar. **£3.15.0** plus 3/9 P. & P. Fully Guaranteed.



This wonderful little radio will receive all stations on Med/wave loud and clear inc. Luxembourg. Ideal for bedrooms kitchens or as a second mains radio.

EHRECORDER



4 Transistor Tape Recorder. Ready built. Easy to operate single lever function control 200mV output complete with microphone—3in. Tape—Spare Spool—Personal earpiece and batteries. Wonderful value **£4.19.6** plus 5/- P. & P.

TESTED BY TIME — CONCORD'S LOW PRICED KITS

MAKE 5 DIFFERENT TRANSISTOR RADIOS FOR

35/-

NO EXPERIENCE NECESSARY
No soldering. Only 8 connections for first radio to work. Just look, you get

A.B.C. Plans, Cabinet, Loudspeaker (alone 17/6), Earphone, 4 Semi-conductors, Coils, Condensers, Resistors, Tuner, Switch, Screws, etc.

YES — EVERYTHING! Loud clear English and Foreign reception. As supplied to Educational Authorities. H.M. Forces, etc. **TESTIMONIALS GALORE.** Mr. R. O'D. of Londonderry, writes: "... I received your components and I must say that I am very satisfied with them. I have it already set up! ..." **COMPLETE HOME RADIO COURSE, Originally £6 SEND ONLY 35/- plus 2/6 post etc. (C.O.D. 3/- extra).**

NEW RADIO

ANYONE CAN BUILD IN 2-3 HOURS

19/6

EVEN THE OLDER CHILDREN BUILD THEM! ... no soldering—only 16 connections! then hear it reach out bringing in station after station, loud and clear. Palm-of-hand size 4 1/2 x 2 1/2 x 1 1/2 in. Many Testimonials: M.H. of Bradford writes: "... I have just completed one of your sets successfully, it is the first time I have ever tackled anything like a radio, and I must state here and now, I am amazed how easy it is to a layman like me. Your instructions and plan have obviously been very carefully thought out so that even the most dim can follow them ..." **Direct from Manufacturers to You. SEND 19/6 plus 1/6 post etc. (C.O.D. 2/6 ex.).**

PARTS AVAILABLE SEPARATELY

AMAZING CIGARETTE RADIO!

ONLY 18/6

Yes, a perfectly ordinary packet of cigarettes—but watch your friends' astonishment on hearing it fetch in station after station, loud and clear! STILL holds 10 Cigarettes—yet cleverly conceals highly sensitive, fully transistorised circuit (including tiny battery). Even a young boy can assemble it in under 2 hours. No soldering. No experience necessary. Only 16 connections to make. Ideal for taking to work with you. From our bulging testimonial file, Mr. D.B. of Huddersfield writes: "... I have fitted the parts in and it is working wonderfully ..." **ALL PARTS including Semi-Conductors, A.B.C. Plans, etc. ONLY 18/6 plus 1/6 post, etc. (C.O.D. 2/6 ex.). (Parts available separately).**

READ WHAT SATISFIED CUSTOMERS SAY

B.C. of HARRINGAY writes
Received with thanks Skyrama
... Very pleased. Working well.

B.M. of MARROGATE writes
... I would like to thank you ... It is a real bargain.

L.S. of LONDON W.8 writes
... given it a good try out and I am very pleased with the results.

S.B. of SOMERSET writes
... delighted with this radio ... glad if you could send one more.

D.R. of GLASGOW writes
... it is a lovely little thing and as clear as a bell.

T.P. of STEVENAGE writes
I would just like to say how pleased my son is with this radio.

J.W. of BRIGHTON writes
... I have recommended your radio to many of my friends.

W.M. of MIDDLESEX writes
Thank you for my dear little radio. It is a real treasure to me.

CONCORD ELECTRONICS

SEND 1/- FOR FULL LIST OF OTHER KITS AND STOCK RANGE LTD. (Dept. P.W.18) 9 Western Road, Hove, Sussex

LEARN ELECTRONICS AS YOU BUILD 25 CIRCUITS EXPERIMENTS TEST GEAR

including:

● MINIATURE CATHODE RAY OSCILLOSCOPE

- VALVE EXPERIMENTS
- BASIC AMPLIFIER
- BASIC RECTIFIER
- PHOTO ELECTRIC CIRCUIT
- TIME DELAY CIRCUIT
- SQUARE WAVE GENERATOR
- SIMPLE TRANSMITTER
- TRANSISTOR EXPERIMENTS
- BASIC OSCILLATOR
- ELECTRONIC SWITCH
- SIGNAL TRACER
- BASIC COMPUTER CIRCUIT
- BASIC RADIO RECEIVER
- MORSE CODE OSCILLATOR
- ETC. ETC.

This complete practical course will teach you all the basic facts of electronics by making experiments and building apparatus. You learn how to recognise and handle all types of components—their symbols and how to read a circuit diagram. You see how circuits are built and how they work **BY USING THE OSCILLOSCOPE PROVIDED.** Applications of all the main electronic circuits are demonstrated—radio reception and transmission; photo-electric; computer basic; timers; control circuits, etc; including servicing techniques. **NO MATHS USED OR NEEDED. NO THEORY NEEDED. NO PREVIOUS KNOWLEDGE OR EXPERIENCE NEEDED.** Tutor service available. No extras needed—tools provided. Send now for **FREE DETAILS** without obligation, to address below.

TO: LERNAKIT, Dept. K 10, RADIO HOUSE, 40 RUSSELL STREET, READING

POST NOW

Please send free details—

NAME

ADDRESS

NOMBREX INSTRUMENTATION



WIDE RANGE INDUCTANCE BRIDGE 66

- ★ 1 μ H to 100H.
- ★ ph and tan δ .
- ★ Meter Balance
- ★ Direct Scale Calibration

£18.59

Also available:

- ★ SIGNAL GENERATOR 27 ... £9.15.9
- ★ POWER SUPPLY UNIT 61 ... £6.13.6
- ★ C.R. BRIDGE 62 ... £8.10.9
- ★ AUDIO GENERATOR 63 ... £17.0.9

All Prices include Battery, Post and Packing.

Prompt delivery

S.A.E. for Technical Leaflets

Trade and Export enquiries invited

NOMBREX LTD.

Phone: 3515

Estuary House, Camperdown Ter., Exmouth, Devon



LETTERS TO THE EDITOR

COMPETENT INSTRUCTOR.

SIR,—Might I suggest that if Mr. Collister (letters page, PRACTICAL WIRELESS, February, 1965, issue) does not want to be classed with the "do-it-yourself" brigade, with their part pre-made units, he had better invest himself with some form of letters after his name so that we should be able to recognise him for what he is.

I would like to point out that the cost of buying a kit version of most equipment these days is often very little more than a few pounds and if a person goes to the point of ordering one of these package deals then it is a matter of personal choice and in the knowledge that he will be committed to quite a few hours of construction.

If, when construction is complete, he finds that the equipment works and is up to standard in performance then he is a competent constructor. This is not to say he is a theorist but just somebody embarking on a step along the road to what may well lead to a better understanding of what he is using. I think that it is wrong to say that many of these people do not want to learn the whys and wherefores of a thing; the very fact that they are being taught to construct by example is bound to instil some little knowledge if only how to make a proper soldered joint. If the first piece of equipment works then the constructor is elated and wants to start on something else, and this is as good a way as any in which to start.

Let us pay a little more thought to the editorial and, although out of context, "promote a little more goodwill and tolerance" and gather more members, not put off possible new members to the world of radio construction by egg-headedness.

Know yourself for what you are and be not troubled by others' opinions.—M. G. HUMPHRIES-HILL (Bristol 8).

SIR,—In your February edition of PRACTICAL WIRELESS a Mr. C. J. Collister, of Cheltenham, writes to you in order to impress upon you how clever he is and how stupid other people are.

He is contemptuous of the man who assembles a "tuner kit" and even calls him a snob. He then refers to his "status" as a radio constructor. I should imagine that it would be hard to find a bigger snob than himself. He does not seem to understand that for v.h.f. units, among other things, very expensive laboratory test gear is needed for final lining up.

I have constructed radio equipment since 1921 and now work in one of our greatest electronic engineering firms. The knowledge I have gained there only brings home to me how limited I am

Whilst we are always pleased to assist readers with their technical difficulties, we regret that we are unable to supply diagrams or provide instructions for modifying commercial or surplus equipment. We cannot supply alternative details for receivers described in these pages. WE CANNOT UNDERTAKE TO ANSWER QUERIES OVER THE TELEPHONE. If a postal reply is required a stamped and addressed envelope must be enclosed with the coupon from page iii of the cover.

The Editor does not necessarily agree with the opinions expressed by his correspondents.

at home to carry out certain work. With precision instruments costing hundreds of pounds each the kit manufacturers can deliver a more exact article than Mr. Collister can produce, but he does not seem to know anything about this; he is too wrapped up in his self-styled "status".—T. S. ROSS (West Ealing, London, W.3).

REQUESTS FOR INFORMATION ARE INSERTED IN THIS COLUMN ON THE UNDERSTANDING THAT READERS USING THE SERVICE UNDERTAKE TO REPLY TO ALL OFFERS RECEIVED AND TO RETURN ALL DATA NOT REQUIRED. BECAUSE OF THE LARGE NUMBER OF REQUESTS RECEIVED ILLEGIBLE WRITING WILL AUTOMATICALLY DISQUALIFY LETTERS FROM PUBLICATION. FOR THE SAME REASON, WE CAN NO LONGER GIVE SPACE FOR REQUESTS FOR PAST ISSUES OF "PRACTICAL WIRELESS."

Sir—I would be grateful if any reader could sell or loan me...

... any information on the Army set No. 19.—I. CLEGG, 38 Union Road, Liversedge, Yorkshire.

... the circuit diagram and/or any data on a "Saja" M40 standard tape recorder.—R. G. COOMBE, 45 Saxon Road, Heavitree, Exeter, Devon.

... the circuit diagram for ex-W.D. modulator unit No. 31 ZC32382. Unit 6C or 10C.—A. G. THORBURN, 27 Banklands, Workington.

... the circuit and any data on surplus wireless set No. 31 ZA31385. It has 18 valves with 1.4V heaters and is possibly battery operated.—G. ALLEN, 35 Damask House, Flower House Estate, London, S.E.6.

... the circuit and wiring diagram of communications receiver M.C.R.1, and type of battery to run it.—T. BERRY, 43 Curran Street, Portadown, N. Ireland.

... a copy of the *Practical Wireless* handbook "Transistor Radio Circuits".—R. G. STUART, New Road, Cambuslang, Glasgow.

... the circuit and servicing manual for the aircraft receiver, type C.C.T.—46104, frequency 1.5 to 3 Mc/s.—C. S. BOON, 31 Hillview Road, Chislehurst, Kent.

... the circuit diagram of the R1155 communications receiver, and/or the R.A.Y.5 fixed frequency receiver.—A. J. MULLEY, 59 Coote Lane, Lostock Hall, Preston, Lancashire.

... information dealing with modifications to the No. 19 set.—F. EYLES, 2 Hawkesford Road, Tile Cross, Birmingham.

... the circuit and modification details for the R220 and pin connections for a.c. mains.—T. RICHARDS, 28 Deane Road, Liverpool, 7.

... any information on the P104 v.h.f. receiver covering 100 to 150 Mc/s.—C. SEEAR, 60 Holywell Road, Watford, Hertfordshire.

... the circuit diagram or service sheets of the National HRO—MX communications receiver.—P. OSMAN, 140 Kingsland Road, Shoreditch, London, E.2.

... the service sheet or any other instruction literature for an Elizabethan tape recorder fitted with a K6 mod. tech. deck (7 in. spools).—F. GREGORY, 5 Greatfield Road, Wythenshawe, Manchester, 22.

... any data whatsoever, handbook, circuit details etc. on the R107 receiver.—D. J. WALSH, 108 Sunny-Bank Road, Bury, Lancashire.

... the circuit diagram of the Stuzzi transistor tape radio tuner.—G. F. ALLAN, 17 Finmore Road, Hainault, Ilford, Essex.

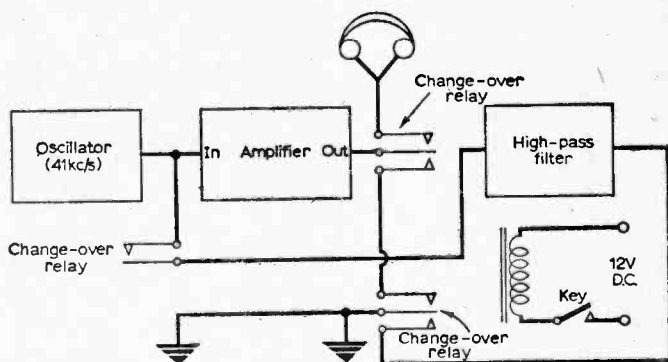
... the instruction manual and circuit of the R107 receiver Z.A. 3050, serial No. 14367.—D. DRANSFIELD, 12 Broad Street, Hoyland, Barnsley, Yorkshire.

COMMUNICATIONS THROUGH THE GROUND

SIR,—Mr. C. R. Bradley, in his article on the fascinating subject of communication through the ground (February, 1965, PRACTICAL WIRELESS), states quite categorically that there is no way of reducing hum. Surely, however, this could be achieved by using a carrier frequency of the order of 30 to 40kc/s, which, I believe, is the frequency last attenuated by earth and water, and using high-pass filters to cut out the hum. For c.w. transmission and reception one transmitter would operate on, say, 40kc/s and the other on 41kc/s (see diagram right). The oscillators would be kept running and used as b.f.o.'s to produce an audible note from the supersonic carrier and, when transmitting, their output would be fed into the amplifier. Since the received signal is comparatively free of hum it could be amplified by the transmitting amplifiers when receiving.

For speech communication the equipment required would be somewhat more complicated, since the supersonic carrier would have to be modulated and then amplified without distortion or, alternatively, high-level modulation of the amplifier could be employed.

In any case hum-free communication can fairly easily be achieved on c.w. and for voice communication the equipment required is much less than for an h.f. wireless station.—N. W. ROBERTS (Cambridge).



CORRESPONDENTS WANTED

SIR,—I would like to hear from readers in Great Britain or any other country, who have an interest in short wave listening and who are of my own age (14). I will promptly reply to all letters received.—G. NEWSTEAD (40 Kenilworth Court, Warwick Road, Coventry, Warwickshire).

NOTE

Would Mr. H. Naylor Caley (Letters to the Editor, PRACTICAL WIRELESS, May 1964 issue) please contact the Editor at his earliest convenience.

PRACTICAL ELECTRONICS April Issue On sale March 11

MODULES AHEAD

**AUDIO OSCILLATOR — AUDIO AMPLIFIER —
MULTIVIBRATOR — PICK-UP AMPLIFIER & EQUALISER
PULSE COUNTER — IMPEDANCE MATCHING UNIT**

Take your pick from this selection of projects and build the one of your choice on the piece of WIRING BOARD presented FREE with each copy of

APRIL PRACTICAL ELECTRONICS
on sale March 11

THE IONOPHONE continued from page 1143

ribbon tweeters at high volume, is that it is impossible to damage the Ionophone by applying too great an audio input voltage. As mentioned above, the only effect of this is to introduce momentarily a little harmonic distortion which is difficult to detect by ear.

Price-wise, of course, the Ionophone must cost a little more than other forms of conventional tweeter but should be no more expensive than a good 18in. bass speaker and, for those with sensitive ears, the extra will seem well worthwhile.

It is the author's experience that it is the defects in the present high frequency speakers which cause the harshness and unnaturalness which sometimes occur in the best of present day high fidelity reproduction.

The Ionophone has been available in the U.S.A. for the last two years and American built Ionophones are available in Paris. Now a completely British made version is going into production in this country and will shortly be available to the public. It will be demonstrated for the first time at the 1965 Audio Fair. ■

If you "build it yourself" you need the

HOME RADIO CATALOGUE



This famous catalogue will save you time, trouble and temper! In its 200 pages are listed all the components you are ever likely to need—over 5,000 of them—all priced, many illustrated. It costs 5/-, and includes five coupons each worth 1/-, so you can soon get your money back!

Fill in the Coupon and send it today with P.O. for 6/- (5/- plus 1/- postage). Your catalogue will be sent by return post.

Please write your Name and Address in BLOCK CAPITALS

NAME

ADDRESS

Home Radio Ltd. Dept. PW, 187 London Rd., Mitcham, Surrey

NEW not just 1 but 2 NEW TUNER-AMPLIFIERS

model 127 Stereo £37.10.0

model 127 Mono £26.10.0



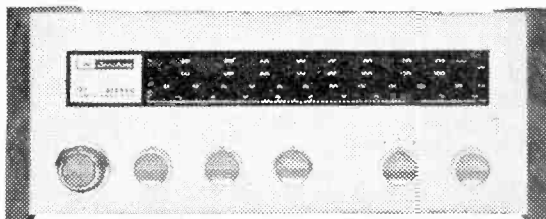
Armstrong

Optional case (both models)
TEAK & VINYL HIDE £3. 10. 0
For full details, technical specifications and
list of over 300 stockists, post coupon or
write mentioning PW. 4.65.

Name

Address

PW. 4.65




Wright + Connor

ARMSTRONG AUDIO LTD. WALTERS ROAD, LONDON N7

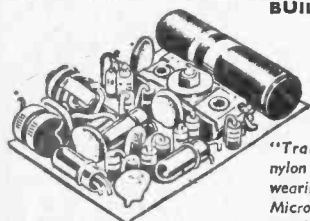
NOWHERE IN THE ENTIRE

① a smaller
set to build
than the
**SINCLAIR
MICRO-6**

6-STAGE CIRCUIT	SIZE ONLY 1 ⁴ / ₅ x 1 ³ / ₁₀ x 1 ¹ / ₂ in.
WEIGHS LESS THAN 1 OZ.	TUNES OVER M.W.
PLAYS ANYWHERE	COMPLETE WITH INTERNAL AERIAL AND BATTERY SPACE



ACTUAL SIZE



BUILD IT IN AN EVENING

All parts including transistors, case, lightweight earpiece and instructions come to

59/6


7/6

"Transista"
nylon strap for
wearing
Micro-6 like a
watch

**MALLORY
MERCURY
CELLS ZM.**
312 (2 req)
each 1/11.
Pack of six 10/6

Until you have built and used the Micro-6, you will never know how exciting this British designed set is. Its range and power will amaze you as station after station pours in; you will find yourself able to enjoy radio where other sets often cannot be used at all. The two self-contained batteries will give 70 hours or more working life. Band spread tuning over the higher frequency and of the M.W. Band enables Luxembourg to be tuned in with the ease and power of a local station. Well over 12,000 Micro-6 sets have been built by constructors from advanced electronic engineers to beginners. So start on yours today.

SINCLAIR TR 750 POWER AMPLIFIER



Another highly original Sinclair design which finds favour everywhere. The TR 750 makes a powerful car, portable or domestic radio when used with the Micro-6. A plug is included for connecting to that set. This unusual versatile little amplifier incorporates its own built-in volume control with on-off switch and delivers a full 750 milliwatt transformerless output for 10mV input. Frequency response extends from 30 to 20,000 c/s \pm 1dB. The TR 750 also makes an efficient hi-fi record reproducer used singly or paired for stereo and there are many other uses for the TR 750 which is available for building or ready built.

Parts and
instructions
come to

39/6

Built and
tested

45/-

SINCLAIR MICRO-INJECTOR

Enables faults to be traced easily in radio and audio equipment by injecting a signal from 1 Kc/s to 30 Mc/s with which the fault can be located. Measures only 1.8 x 1.3 x 0.5 in. excluding probe. Internal battery will last about 6 months. With case, transistors and instructions.



Parts for
building 27/6 Built and
tested 32/-
come to

POST YOUR ORDER TO-DAY!

Remember, full service facilities are always available to Sinclair customers.

sinclair


SINCLAIR RADIONICS LTD
COMBERTON, CAMBRIDGE Telephone COMBERTON 682

WORLD WILL YOU FIND...

2 a constructor's amplifier
using PWM, except for the

SINCLAIR X-10

INTEGRATED 10 WATT
AMPLIFIER AND
PRE AMP



11 TRANSISTORS
NO HEAT SINK

• SIZE
6"x3"

X-10 USERS WRITE

"I must say that the amplifier delighted myself and others with its beautiful crisp quality."
W.L., Leeds 2

"I was able to try it out yesterday and I would like to say that I am very pleased with its performance."

R.M., Keighley, Yorks.

The Sinclair X-10 marks a radical departure from conventional amplifier design which is certain to influence future developments in the audio field enormously, yet you use it in the same way as a conventional amplifier. However, the power and quality obtainable from this extremely small amplifier bring entirely new approaches to styling and housing domestic audio equipment, which the absence of heat sinks helps greatly.

Leaving the X-10 user to add a tone control system of his own choice to the integrated pre-amplifier stage enables any sound input source to be accurately matched. The X-10 has many other very important advantages as a result of using Pulse Width Modulation including incredibly low distortion figures, no falling off of higher frequencies, better transients, and less current requirements. Indeed, the X-10 can be satisfactorily operated from a couple of 4½ lantern batteries. THE SINCLAIR X-10 MANUAL included with every X-10 explains how it functions, and also gives tone control and stereo matching circuits, none of which costs more than a few shillings. The X-10 Manual is available separately, price 1/6.

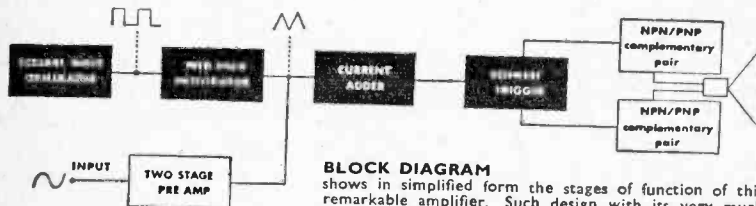
Add your own
choice of
tone control

Input sensitivity
1mV into 1kΩ

Total harmonic
distortion <0.1%

Output up to
10 watts into 15Ω

Operates from
12 to 15 volts D.C.



BLOCK DIAGRAM

shows in simplified form the stages of function of this remarkable amplifier. Such design with its very much better standards of performance is made possible by use of the very latest transistors and high quality components,

All parts inc. building instruction
and X-10 Manual come to

£5.19.6

Ready built and tested, with X-10
Manual

£6.19.6

A.C. Power Supply Unit (ready
built) for

£2.14.0

TO SINCLAIR RADIONICS LTD., COMBERTON, CAMBRIDGE

Phone:
COMBERTON 682

Please send items detailed below

£ s. d.

NAME

ADDRESS

TOTAL £

For which I enclose cash/cheque/money order

BLOCK LETTERS

P.W.4

MISCELLANEOUS

WANTED, quantities (36 or over) of 19 se; trans/receivers in good condition. Will buy MKII or MKIII, British or Canadian models. Fair price paid. Please send details of stocks to Box No. 57.

CONVERT ANY TV SET into an oscilloscope. Instruction and diagrams 12/6. REDMOND, 42 Dean Close, Portlisle, Sussex.

ELECTRONIC MUSIC?

Then how about making yourself an electronic organ? Constructional data available—full circuits, drawings and notes! It has 5 octaves, 2 manuals and pedals! With 24 stops—uses 14 valves. With its variable attack you can play Classics and Swing.

Write NOW for free leaflet and further details to C. & S., 20 Maude Street, Darlington, Durham. Send 2d. stamp.

QUALITY COMPONENTS. Fully guaranteed. 3d stamp for leaflets. Enquiries J. KINDER, 6 Hooker Road, Heartscase, Norwich, Norfolk.

METAL WORK

METAL WORK. All types cabinets, chassis racks, etc., to your specifications. PHILPOTTS METAL WORKS LTD., Chapman St., Loughborough.

CABINETS • CASES
CHASSIS

Anything in metal. "One-off" a pleasure. Send your drawing for quote. Stove enamelled in any professional finish.

MOSS, WATSON

40 Mount Pleasant Street, Oldham
Lancs. MAIN 9400

RECEIVERS & COMPONENTS

"HEATHKITS" can now be seen in London and purchased on easy terms. Free brochure. DIRECT TV REPLACEMENTS LTD., Dept. PW7/9, 126 Hamilton Road, West Norwood, S.E.27. GIPSY Hill 6166.

SPEAKER REPAIRS, cones fitted. Satisfaction guaranteed. L. S. REPAIRS, Pluckley, Ashford, Kent.

R & R RADIO & T V SERVICE

Dept. F.W.

MARKET STREET, BACUP, LANC.

Telephone 468

SALVAGE VALVES		Tested before dispatch	
6F13	4/6	10P14	5/-
6L14	4/6	20P5	6/6
EF80	1/6	30P4	7/-
ECX2	3/-	6F15	5/-
ECX2	3/-	6F15	5/-
ECL5	3/6	EF81	1/-
30P5	5/-	EF85	1/-
PL38	6/-	630L2	4/-
PCF80	4/-	20P3	6/-
PL81	5/-	30P14	4/-
P230	5/-	PL36	6/-
U929	5/-	PC182	5/-

Speakers, Ex-TV, 5in. round, 6 x 4in., 3/6; 5in. round, 6/-; post 2/-.

Line Output Transformers available. State set model No.

Turret Tuners, 8/-, post 2/-.

Scan Coils, etc. Quote set model No. with all enquiries and S.A.E. for prompt reply. All goods subject to satisfaction or money refunded.

RATES: 7/3 per line or part thereof average five words to line, minimum 2 lines. Box No. 1/- extra. Advertisements must be prepaid and addressed to Advertisement Manager, "Practical Wireless," Tower House, Southampton St., London W.C.2.

RECEIVERS & COMPONENTS

(continued)

19 SETS for spares from 12/6 each. Sets complete, 35/-. Sets complete with Power Pack control unit and aerial tuner £3. Mk II and Mk III, 38 sets, 5/- each, 38 sets for spares 5/- each. Spare valves for all above sets 2/6 each. Vibrator units new & unpacked 25/- each. MAIN ROAD GARAGE, South Green, Billericay, Essex.

FAMOUS TRANS/RECEIVER


Covers 2-4.5, 4.5-8 mcs. (150-37 metres) in two bands. 230/250V. A.C. mains. Six valve superhet receiver with I.F.'s of 465 Kcs. and six valve transmitter designed for voice and CW. Incorporates test and tuning 500 uA meter for voltages, aerial loading and current tests. Panel controls, Freq. PA Tuning Gain, AGC, CW, RT, Het Tone, Netting, On/Off Quench, Aerial, AVC, Lt-HT tests. Supplied complete. Fully tested and working.

PRICE £12-10-0.

Carr. £1-0-0.



WAVEMETER CLASS D



Freq. band 1,900 Kc/s to 8,000 Kc/s. (138-37.5 metres) in two ranges, 1,900 Kc/s. 4,000 Kc/s. also 4,000 Kc/s. 8,000 Kc/s. Supply 6 v. D.C. Input. Complete with twin crystal. As new. PRICE 57/6. P. & P. 5/-.

TELESCOPIC AERIAL MASTS. Tubular steel copperised, spray finish, ring cam locking on each section provides for full or any height required. Suitable all fixings and base locations. Bottom section 1 1/2 in. diameter.

20ft. (4 section) Closed 5ft. 9in. Weight 16lb. 55/-, Carr. 5/-.

34ft. (6 section) Closed 6ft. 6in. Weight 20 lb 34ft. (6 section) Closed 6ft. 6in. Weight 20 lb

Further height by adding 3-4ft. Whip sections 13/6. Carr. 1/6. Special price for quantities.

CRIED TELEPRINTERS. 7B Used condition. £12-10-0. Carr. 3/6.

MOVING COIL HEADPHONES. (BRAND NEW.) Chamois padded, complete with jack plug, 15/8. Post 2/-.

ROTARY TRANSFORMERS. 12 v. D.C. Input, 300 v. D.C. 120mA output, note size only 4 1/2 x 2 1/2 in. 15/-, Post 2/6.

ROTARY TRANSFORMERS. 12 or 24 v. D.C. Input. 265 v.-120A and 540 v.-0.028 Amps. American made. ONLY 25/-, P. & P. 5/-.

RCA ARND RECEIVER. (BRAND NEW) Freq. 540 Kc/s. 32 Mc/s. 8 waveband. Mechanical Band spread with Logging scale Auto. and Man. volume control. Ditto Noise Limiter. BFO Pitch and Var. HF Tone controls, RF and AF gain. Var. selectivity with Crystal Filter. Complete with Instruction/Service Manual, Spare Valves, H/Set. Aerial etc. £75. USED MODEL. Fully tested and working £45. Carr. £2 on each. All No. 19 Set parts available.

Many other bargains! S.A.E. all enquiries.

A. J. THOMPSON

"EILING LODGE"

CODICOTE, HITCHIN, HERTS.

Phone: CODICOTE 242

RECEIVERS & COMPONENTS

(continued)

TRANSISTORISED SIGNAL INJECTOR. Complete kit of components and circuit of injector for testing and amplifier or radio. 7/8 only, post free. G. F. MILWARD, 17 Peel Close, Drayton Bassett, Staffs.

TRANSISTORS! Give-away price. NKT124/5 Power Type, 6 for 10/-; 2SO17, 4W, up to 60V. 5/- each, post free. G. F. MILWARD, 17 Peel Close, Drayton Bassett, Staffs.

DIRECT TV REPLACEMENTS LTD., largest stockists of TV Components in the UK. Line Output Transformers. Frame Output Transformers. Deflector Coils for most makes. Official sole suppliers for many set makers. Same Day Dispatch Service. Terms C.O.D. or C.W.O. Send S.A.E. for quotes. Day and Night Telephone GIPSY Hill 6166, 126 Hamilton Road, West Norwood, S.E.27.

TRANSISTORS. OC44. OC45(M). OC71. OC81(M). OC81D(M). 5/-; AF117 7/6. Set of 3 OC81/81D 12/6. B. E. CUREN, 77, Lydiat Lane, Eccleston, Chorley, Lancs.

WE HAVE large stock of surplus components to dispose of. So we have decided to offer you a mixed parcel of 200 items for 45/- post paid. You won't be disappointed.—GEORGE HANNINGTON, 88 Latimer Road, London, W.11.

TRANSISTORS. UNMARKED. UNTESTED. 40 for 10/-, p & p 10/-, 4 packets post free. Relays, thousands of types, special catalogue free. General Catalogue of Mechanical & Electrical Gear, Tools etc., 5,000 items free. K. R. WHISTON (Dept. PRW), New Mills, Stockport.

AERIALS and pre-amplifiers. S.A.E. with a note of your requirements. Excellent high gain loft aerials combined BBC/ITV only, 51/- post paid. Radio and television spare parts service second to none; let us quote. B. BLACK & CO. LTD., 150 Richmond Road, Gillingham, Kent. Telephone 52772.

A1 POST FREE BARGAINS: Guaranteed set tested Valves, EF80, EB91, 9d. each; ECL80, 2/-; EC82, PY31, PZ30, 3/- each; PY80, PY82, 3/3 each; PL83, 3/6; PL82, PCF80, 3/9 each; 20P1, 4/-; EB90, N37, 4/3 each; PL33, 4/6; PL81, 4/9; 10P13, 5/3. S.A.E. for list or enquiries. A1 RADIO COMPONENTS, 14 The Borough, Canterbury, Kent.



V.H.F. Receivers P104 (R1392), 100 to 150 Mc/s. 13 valves. B.F.O., A.G.C., R.F. and I.F. Mc/s. Tuning Meter. In good condition complete with instructions to convert to tunable, can be used crystal controlled as is. £3-10-0, carriage 15/-.

Note Limiter Kits for CR100 (B28), complete sub-chassis valve and instructions, 6/-, post 1/-, 12in. Whip Aerial Sections, any number fit together to suit walkie-talkie 18 set etc., 4d. each, post 1/-, any number. New Toggle Switches, 6 amp., 230 volts, single or double pole on-off, 2/-, post 1/-.

(Carriage charges apply to England and Wales only)

Telephone: Worthing 9997



RECEIVERS & COMPONENTS

TRANSISTORS. Silicon pnp, minimum beta 10 at $I_c = 5\text{mA}$. 1/6; Germanium npn, minimum beta 50 at $I_c = 5\text{mA}$. 5/; pnp power studs, minimum beta 50 at $I_c = 2\text{A}$, 12/8. **LONGLAND'S**, 6 Mansfield Place, Ascot, Berks.

SCINTILLATION COUNTER 1093 (B). Using CV2316 Photo tube plus 10 other valves, magnetic counter with lens, each unit in case but made for 19in. rack mounting \times 4pin.

POWER UNIT 1093 (B) for above, mains 200-50 input, output stabilised (1) 0-2 K Volts; (2) 0-300 V at 120 mA both adjustable, meter for checking voltages same size as above, made by Ferranti. These two units are the complete set, and are checked complete, but as we know very little about this kind of equipment no enquiries can be answered. **ONLY £12/10/0**, BRS 10/-, or either unit £7/0/0, BRS 7/6. Scaling Units 109 (A) & (B) S.A.E.

BULK PURCHASE of STABILISED POWER



UNITS made by MARCONI or EDISWAN, all inputs 200-50 AC

(1) General Purpose P.U. two adjustable independent outputs (1) — 0/250 V at 50 mA; (12) — 0/250 or 0/500 V at 250 mA. Also 6-3 at 9 amps using 6-GZ32, 3-12EI and 7 other valves, meter for checking output voltage or current, both voltages adjustable. 19in. rack mounting \times 10pin. **ONLY £14/10/0**, Matching case 20/-, BRS 10/-.



Rejotor Units 1.2-10 mo/s in 4 switched ranges. Ideal for harmonic suppression of TX, or as a station selector for RX, just plug aerial into one socket and connect to other socket, large tuning knob and dial, in small grey case. **BRAND NEW ONLY 85/-**, post 5/-.

(2) Transistor P.U. Mkt Two adjustable independent outputs (1) — 0/10, — 0/100 V; (2) + 0/10 + 0/100 V, metered output and same in looks and size as above power unit, using 20 valves £14/10/0, Matching case 20/-, BRS 10/-.

(3) As above but 0/15 V, 0/150 V.

(4) Three outputs 200-250, 200-350, at 200 mA, 350-400 at 180 mA all adjustable 6.3 C.T. 4 amps twice 19in. rack mounting \times 8pin. £8/10/0. Matching Case 20/-, BRS 10/- (Two meters Voltage and Current).

(5) Output 120-250 Variable at 50 mA, 6.3 CT 4 amps, using two meters Voltage, Current. 19in. rack mounting \times 7in. £5/10/0, Matching case 20/-, BRS 10/-.

J. T. SUPPLY

38 MEADOW LANE, LEEDS, II

FOR SALE

CONDENSER BARGAIN! Miniature Paper Condensers, 1in. \times 1in. Ideal for transistor sets. .0001, .001, .002, .005, .02, .04uF. Your choice 7/6 per 100 or £3 per 1,000. G. F. MILWARD, 17 Peel Close, Drayton Bassett, Staffs.

ELECTRIC SOLDERING-IRON



FANTASTIC

BARGAIN OFFER

Lightweight Pistol Grip handle 40 watt, 240/250V, A.C. Solid copper bit. Detachable handle forms cover for iron when not in use. With 4ft. Safety 3-core flex. Indispensable for every home handyman. A boon to model makers and a necessity for every wireless enthusiast. Offered to P. & P. 1/- you at this new amazing price.

G. H. SERVICE, (Dept. P.W.3)
Lusted Hall Lane, Tatesfield, Kent.

FOR SALE

(continued)

HAMMER FINISH PAINT. The modern finish for electronics. Can be brushed or sprayed. Blue or silver. 24oz. tins 3/6, 1 pint 7/6, 1 pint 15/-. Post 6d. on any order. Trade supplied. **FINNIGAN SPECIALITY PAINTS (P.W.)**, Mickley Square, Stockfield, Northumberland.

5-TON FACTORY CLEARANCE. Radio, TV Electrical Components, in mixed parcels. Example: 28lb. mixed parcel £1 pp 7/6d Speakers, grilles, valves, bases, i.f.s. covers, condensers, etc. Hundred other items. S.A.E. List and Postal Orders to P. NEWTON, 16 Shalcross Crescent, Hatfield, Herts.

240-watt ELECTRIC POWER ANYWHERE
ANYTIME! from 12th CAR BATTERY
THE AMERICAN DYNAMOTOR UNIT
Input 12v. output 200/250v. at 150 to 220 watts.
Perfect for TELEVISION, POWER TOOLS and all universal A/C/D.C. ELECTRICAL EQUIPMENT, gives wonderful results. Price ONLY £6 + 1st-classage. Send stamped envelope for full illustrated details.
SCIENTIFIC PRODUCTS, CLEVELAND, U.S.A.

UNBEATABLE VALUE. Fully tested, high quality amplifier boards, 4W 55/-, 14W 37/6, 500 m.w. 39/6. P & P 2/6. **C.W.O. PORTER ENGINEERING LTD.**, Burfields Road, Portsmouth

TV CHASSIS, 110 with v.h.f., store solld £5 including carriage. **NEW 19in. TUBES** with small spot burns, £4 including carriage. **C.W.O. TRURO VALVE SUPPLY LTD.**, Carlew St., Truro, Cornwall.

TESTED TRANSISTORS

All new, few equivalent.
1/- each, Red or White Spots.

2/- each, XA101, XA102, XB103, OA90, OC430, XA112, XA111.

3/- each, OC44, OC45, OC70, OC71, OC81, OC81D, OC200, GET 16.

4/- each, AFI14, AFI15, AFI17, OC170, OC171, SX658, XU611.

5/- each, OC72, OC139, OC140, OC204, ORP60, BY100, GET8.

10/- each, OC35, OC26, OC28, GET57, 2SO13. All new, few equivalent.

ZENER DIODES 4.7 v. to 33 volt 1/2 watt, 3/6 each. 1.5 watt, 5/- each. 7 watt, 6/- each.

Send 3d. stamp for Full Price List and Free Equivalent Chart.

B. W. CURSONS

78 BROAD STREET
CANTERBURY, KENT

FOR SALE

(continued)

MORSE MADE EASY!

The famous RHYTHM RECORDED COURSE cuts the practice time down to an absolute minimum!

One student, aged 20, took only 13 DAYS and another, aged 71, took only 6 WEEKS to obtain a G.F.O. pass certificate. If you wish to read Morse easily and naturally, please enclose two 3d. stamps for full explanatory booklet.

TO G3CHS, THE MORSE CENTRE, 45 GREEN LANE, PURLEY, SURREY.

NOW READY!

A modern way of instrument case assembly using our "Die Strip". The strip has been specially made for us at Birmingham on qty. production, for low price to the public. It is made of high strength alloy and will enable anyone to assemble an instrument case or cabinet in minutes. Full details of these products will be sent free. Please send large envelope self addressed.

88 set transmitter receiver. Chassis less valves, 20/- each. Post paid.

Copper Laminate Board, single or double sided, 5/- per square foot panels, either type 3fc. bv 4ft., 33/-.

High Stab Resistors, 5%, 6d.; 2%, 9d.; 1%, 1/-, Every six packed in 7-compartment linen finish component box.

Speakers, 3 ohm P.M. 5in., 5/-, 6in., 6/-, 7 x 4in., 7/-, 8in., 8/-, 10in., 12/6.

Please send S.A.E. for full Lists of other goods on offer.

U.K. ONLY

E. R. NICHOLLS

Mail Order and Retail Shop
46 LOWFIELD ROAD
off SHAW HEATH, STOCKPORT
CHESHIRE

WANTED

WE BUY new valves for cash, large or small quantities, old types or the latest. Send details, quotations by return. **WALTONS WIRELESS STORES**, 15 Church Street, Wolverhampton.

WE BUY new Valves and transistors, Amplifiers, Short-wave Receivers and Components etc. **A.D.A. MANUFACTURING CO.**, 116 Alfreton Road, Nottingham.

WANTED VALVES ONLY

Must be new and boxed
Payment by return
WILLIAM CARVIS LTD.
103 North Street, Leeds 7

SERVICE SHEETS

SERVICE SHEETS, Radio and Television, 3/6 post paid. VEST AND EMERY, 17 Holmgarth St., Durham.

SERVICE SHEETS: Radio, TV, 5,000 models. List 1/-. S.A.E. inquiries. TELRAY, 11 Maudland Bank, Preston.

SERVICE SHEETS

4/- ea., plus postage

We have the largest display of Service Sheets for all makes and types of Radios, Televisions, Tape Recorders, etc., in the country. Speedy service.

To obtain the Service Sheet you require, please complete the attached coupon.

From:

Name: _____

Address: _____

To: **S.P. DISTRIBUTORS**
44 Old Bond St., London, W.1
Please supply Service Sheets for the following:

Make: _____

Model No.: _____ Radio/TV

Make: _____

Model No.: _____ Radio/TV

Make: _____

Model No.: _____ Radio/TV

I also require list of Service Sheets at 1/6.

(please delete items not applicable)

I enclose remittance of _____

MAIL ORDERS ONLY ApPw

VEROBOARD

The perforated Copper Board for Modern Circuitry

15 x 15 pitch
2.5 x 3.75 .. 3/- 3.75 x 3.75 .. 3/3
2.5 x 5 .. 3/8 Spot face cutter 9/-
3.75 x 5 .. 5/-
Special Veropins, Pkts. 200 .. 14/-
P. & P. on all items 1/-

TRANSISTORISED MORSE OSCILLATOR

Fitted 24in. Moving Coil Speaker. Uses type PP3 or equiv. 9v. battery. Complete with latest design Morse Key 22/6. plus 1/6 P. & P.

TRANSISTORS—1st Grade only, no seconds, no rejects, no surplus.

OC28	17/-	OC77	9/-	GET105	10/-
OC29*	18/-	OC81*	9/-	GET573	12/6
OC41	7/-	OC83*	6/-	ZN706A	17/6
OC44	6/6	OC139	12/-	2N458	20/-
OC45*	5/-	OC140	19/-	SB345	7/6
OC71	5/-	OC171	10/8	AC107	14/6
OC72*	7/-	OC200	10/8	AF114	11/-
OC73	6/-	OC201	21/-	AF115	10/6
OC75	7/-	OC203	14/-	AF116	10/-
OC76	6/-	GET104	6/-	AF117	9/6

*Available in matched pairs

SIEMENS SEALED H/S RELAYS

H96A	2.2 ohm+2.2 ohm. new	..	12/6
H96B	50 ohm+50 ohm. new	..	12/6
H96C	145 ohm+145 ohm. new	..	12/6
H96D	500 ohm+500 ohm. new	..	12/6
H96E	1700 ohm+1700 ohm. ex-equip.	..	16/6

SERVICE SHEETS

(continued)

SERVICE SHEETS for all makes of Radio and TV 1925-1964. Prices from 1/- with free fault-finding guide. S.A.E. inquiries. Catalogue of 6,000 models. 1/6. Valves, modern and obsolete Radio/TV Books. S.A.E. lists. HAMILTON RADIO, Western Road, St. Leonards, Sussex.

SERVICE SHEETS, also current and obsolete Valves for sale. JOHN GILBERT'S TELEVISION, 1b Shepherd's Bush Road, London. W.12. Phone: SHE 8441.

S.E.S. SERVICE SHEETS for all TV Radio and Tape Recorders, etc. List 1/6 plus S.A.E. SUN ELECTRICAL SERVICES, 38 St. George's Road, Hastings, Sussex.

SERVICE SHEETS (75,000) 4/- each. Callers Welcome; Always Open. 5 South Street, Oakenshaw, Bradford.

EDUCATIONAL

BECOME "TECHNICALLY QUALIFIED" in your spare time. Guaranteed Diploma and Exam Home-study Courses in Radio, TV Servicing and Maintenance. R.T.E.B. City and Guilds etc. Highly informative 120-page Guide. — **FREE, CHAMBERS COLLEGE** (Dept. 363), 148 Holborn, London, E.C.1.

THE INCORPORATED PRACTITIONERS IN RADIO AND ELECTRONICS (I.P.R.E.) LTD. Membership Conditions booklet 1/-. Sample copy of I.P.R.E. Official Journal 2/-, post free. Secretary, Dept. B, 32 Kidmore Road, Caversham, Reading, Berks.

TRAINING

Full-time courses in RADAR and RADIO-TELEGRAPHY for prospective marine Radar Officers. Govt. approved exam. centre. Also courses in basic ELECTRONICS, RADIO, TELEVISION and PRACTICAL SERVICING.

Apply:—Director, British School of Telegraphy, 20 Penryn Road, Earls Court, London, S.W.5.

BUILD AN EFFICIENT STROBE UNIT FOR ONLY 37/6.

This wonderful device enables you to "freeze" motion and examine moving parts as stationary. We supply a simple circuit diagram and all electrical parts including the NSP2 Strobe tube which will enable you to easily and quickly construct a unit for infinite variety of speeds, from 1 flash in several seconds to several thousands per minute. New modified circuits bring price down to 37/6 plus 3/- P. & P.

NEW 1 AMP FULL RANGE Variable Voltage Transformer

Input 230v. A.C. Output continuously variable from 0-260v. at 1 amp. Open type as illustrated. £3.5.0, inc. post. 1 Amp Type fully shrouded £4.10.0. Also available, 2.5, 4, 5, 8, 10, 12, 20, 37.5 and 50 Watts. Write for details.

LIGHT SENSITIVE SWITCH Kit of Parts, including ORP 12 Cad. Sulphide Photocell, Relay Transistor and Circuit, etc., price 25/- plus 2/6 P. & P. ORP 12 including circuit, 10/6 each, plus 1/- P. & P.

D.C. AMMETERS
0-20 amp. D.C. M-Coil 2in. round .. 12/6
0-5 amp. D.C. M.I. 2in. round .. 11/6
0-500 Microamp. sub-min. 1in. dia. .. 21/-
Scaled 0-1 milliamper. .. 21/-
Postage extra

All Mail Orders. Also Callers at: 47-49 High St., Kingston-on-Thames
Telephone: Kingston 9450 Closed Saturday

EDUCATIONAL

$$X = \frac{-b \pm \sqrt{b^2 - 4ac}}{2a}$$

DON'T FUMBLE with Formulae. Master Mathematics quickly and easily the Understandable Way.

1st lesson and details FREE

The Dryden School of UNDERSTANDABLE MATHEMATICS

11 J. Dryden Chambers, Oxford Street, London W.1

Name: _____

Address: _____

DIGITAL COMPUTER

A simple digital Adder/Subtractor using switches and lamps only. A fascinating demonstration of Binary Arithmetic. Full circuit, with notes on the Binary System. 3/6, post free.

MULTIMETERS. Illus. leaflet on request. EP10K, 10,000 o.p.v., 67/6, post 1/6; EP30K, 30,000 o.p.v., 105/-, post 2/3; EP50K, 50,000 o.p.v., 145/-, post 2/6. Leather case for EP30K, 17/-, EP50K, 25/-, post 1/3. Many British Multimeters at prices which show a saving, send for list.

NOUGHTS AND CROSSES MACHINE. New simple Mark 2 model, using switches and lamps only. This machine cannot be beaten. Full circuit, wiring diagram, and instructions, 3/6, post free.

100 Resistors, 1, 2 and 5% assorted, 9/6. High Resistance Phones, 10/-, post 1/-.

PLANET INSTRUMENT CO.
25(w) DOMINION AVENUE, LEEDS 7

ULTRA VIOLET BULBS

Easy to use source of UV for dozens of practical and experimental uses.

12 volt 36 watt AC/DC SBC 6/6. P. & P. 1/-
12 volt 60 watt AC/DC SBC 6/6. P. & P. 1/-
Transformer to suit the above: Input 200-240 A.C. Output 12 Volt A.C. 36 watt. 16/6 P. & P. 2/6. Input 200-240 A.C. Output 12 volt A.C. 60 watt. 22/6. P. & P. 3/6.

Set of four colours **FLUORESCENT PAINT**. Orange, Yellow, Green and Red, in 4oz. tins. Ideal for use with the above Ultra Violet Bulbs. 9/6. P. & P. 1/6.

VAN DE GRAAF ELECTRO-STATIC GENERATOR, fitted with

Motor drive for 230v. A.C. giving a potential of approx. 50,000 volts. Supplied absolutely complete, including accessories for carrying out a number of interesting experiments, and full instructions. This instrument is completely safe, and ideally suited for School demonstrations. Price £26.6.0, plus 4/- P. & P.

A.C. VOLTMETERS
0-200v. A.C. Rect. M-Coil 3in. Type W23 45/-
0-300v. A.C. M.I. 2in. F.L. .. 22/6
0-300v. A.C. Rect. M-Coil 3in. .. 29/-
0-300v. A.C. Rect. M-Coil 3in. type W23 55/-

A.C. AMMETERS
0.1, 0-5, 0-10, 0-15, 0-20 amp. F.R. 2in. dia. All at 21/- each.



SERVICE TRADING CO

EDUCATIONAL (continued)

TRAIN FOR SUCCESS WITH ICS

Study at home for a progressive post in Radio, TV and Electronics. Expert tuition for I.E.R.E., City & Guilds (Telecoms and Radio Amateurs') R.T.E.B., etc. Many unique diploma courses incl. Colour TV, Electronics, Telemetry & Computers. Also self-build kit courses—valve and transistor.

Write for FREE prospectus and find out how ICS can help you in your career
ICS DEPT. 541, PARKGATE ROAD,
LONDON. S. W. 11.

SITUATIONS VACANT

RADIO AND TV Exam, and Courses by Britain's finest Home-study School. Coaching for B.R.I.R.E., City and Guilds, Amateur's Licence, R.T.E.B. P.M.G. Cert., etc. FREE brochure from **BRITISH NATIONAL RADIO SCHOOL**, Russell Street, Reading.

RADIO TECHNICIAN

A number of suitably qualified candidates will be required for training, leading to permanent and pensionable employment. (Normally at Cheltenham but with opportunities for service abroad or appointment to other U.K. stations.)

Applicants must be 19 or over and be familiar with the use of Test Gear and have had Radio/Electronic workshop experience. They must offer at least "O" level GCE passes in English Language, Maths and/or Physics, or hold the City and Guilds Telecommunications Technician Intermediate Certificate or equivalent technical qualifications.

Pay according to age, e.g. at 19, £722; at 25, £929 (highest pay on entry) rising by four increments to £1,067.

Prospects of promotion to grades in salary range £997—£1,634.

Annual Leave allowance of 3 weeks 3 days, rising to 4 weeks 2 days.

Normal Civil Service sick leave regulations apply.

Apply:

RECRUITMENT OFFICER (RT 37)

Government Communication

Headquarters, Oakley Priors Road


Cheltenham

YOUNG MAN required, over 18 years to work in busy Radio Shop and Mail Order Dept. Some previous experience necessary. For appointment telephone Paddington 1098-9. **HENRY'S RADIO LTD.**, 303 Edgware Road, London, W.2.

A.M.I.Mech.E., A.M.I.E.R.E., City and Guilds G.C.E., etc., brings high pay and security. "No pass—no fee" terms. Over 95% successes. For details of Exams, and courses in all branches of Engineering, Building, Electronics, etc., write for 148-page Handbook—FREE. B.I.E.T. (Dept. 242B), London, W.8.

SOUND RECORDINGS

A UNIQUE BUY Recording, tape top brand, 7in. 2,400ft. D.P. 25/-; 5in. 1,200ft. 19/6d. P. & P. 1/6d. per spool. Bargains in all sizes. S.A.E. for list. We repair, buy and sell recorders. **E. C. KINGSLEY & CO. LTD.**, 132 Tottenham Court Road, London.



on your OWN TRANSTISO RADIO with a Dewtron Wave Trap

Pat. App. for

★ Boosts distant and "Pirate" stations.
★ Reduces "fading." ★ Use in car with your portable and you need no aerial.
★ Absolutely no connections to anything: just place special lead near radiol ★ Works with any transistor portable, with or without aerial socket.

Uses standard-type transistor battery (PP3) which lasts for months. Completely self-contained in attractive red/poly plastic case with gold trim. Price 8/6 complete with battery. P. & P. 2/- extra.

Money-back guarantee

Obtainable C.V.O. from:— **D.E.W. Ltd.**,
Kinkwood Road, Ferndown, Dorset

NEW VALVES!

Guaranteed Set Tested 24-HOUR SERVICE

1R5, 1R6, 1T4, 3B4, 3V4, DAF91, DF91, DK91, DL92, DL94, SET OF 4, 14/-

DAF96, DF96, DK96, DL96, SET OF 4, 22/6

0A2	3/9	D194	5/-	PC183	7/9
1D5	4/9	DL96	5/8	PC184	7/9
1R5	4/3	DY86	6/8	PL38	7/9
1R5	3/3	DY87	7/8	PL81	6/9
1T4	2/3	EAB90	5/9	PL82	5/-
3B4	4/3	EBF41	6/3	PL83	5/-
3V4	5/-	EBF90	6/8	PL84	5/-
5Y3GT	5/3	ECC81	3/8	PY32	8/6
6K7G	1/3	ECC82	4/8	PY33	3/6
6K8G	3/3	ECC83	4/9	PY80	4/9
6K7G	4/3	ECC84	6/3	PY81	4/9
6SL7GT	3/6	ECC85	6/-	PY82	4/9
6V6G	3/6	ECF80	7/3	PY83	4/9
6X5GT	6/3	ECF82	7/-	PY800	5/11
12K7GT	3/3	ECH42	7/3	U25	5/-
12K7GT	8/6	ECH81	6/-	U26	5/6
12Q7GT	3/3	ECL82	5/9	U281	11/-
20P4	13/3	ECL82	6/9	U281	11/-
25L9C	4/9	EF41	5/9	U801	15/-
30PL1	7/9	EF80	4/3	UAB80	5/9
35L8GT	6/-	EF85	4/8	UAF42	4/9
35L8GT	5/9	EF86	6/8	UCB41	5/-
CL33	3/6	EF89	4/3	UCB42	5/6
DAC32	7/9	EL41	7/-	UCC84	7/11
DAF91	3/3	EL84	4/9	UCC85	6/-
DAF96	5/8	EY51	5/8	UCF80	8/3
DF91	7/6	EY86	5/8	UCH42	6/9
DF96	2/3	EZ40	5/-	UCH81	7/9
DF96	5/6	EZ80	3/6	UCL82	7/3
DH77	3/6	EZ81	4/3	UCL33	9/6
DK32	7/6	KT41	8/6	UF41	6/3
DK31	4/3	PCB84	5/8	UF89	5/9
DK91	6/9	PCB89	5/8	UL41	5/9
DK96	6/3	PCF90	6/8	UL41	5/9
DL33	6/9	PCF82	6/-	URIC	5/-
DL35	6/8	PCF805	9/-	UY41	3/11
DL92	4/3	PC182	6/3	UY85	5/3

Postage 6d. per valve extra. Any Parcel Insured against loss in Transit 6d. extra.

Any C.O.D. Parcel 4/3 extra.

Office address, no callers

GERALD BERNARD

83 OSBALDESTON ROAD,
STOKE NEWINGTON,
LONDON, N.16.

RADIO CLEARANCE LTD.

27 TOTTENHAM COURT ROAD, LONDON W.1. Telephone: MUSEum 9188

Trade enquiries invited. The oldest component specialists in the trade Est. 35 yrs

LOUDSPEAKER BARGAINS STILL AVAILABLE

Enormous purchases of Brand New and Guaranteed Plessey loudspeakers enable us to offer these units at THE LOWEST PRICES EVER! Don't miss this golden opportunity to obtain a first-grade permanent-magnet LOUDSPEAKER off the production line at LESS THAN THE MANUFACTURER'S COST! Read carefully the prepared list below and choose just the right speaker for the job—COMPARE THE PRICES ANYWHERE! SELLING FAST—STOCKS CHANGING RAPIDLY.

SCHEDULE OF LOUDSPEAKERS AVAILABLE

Diameter in.	Gauss in.	Imped. in.	Diameter in.	Gauss in.	Imped. in.	Diameter in.	Gauss in.	Imped. in.
inches	lines	ohms	inches	lines	ohms	inches	lines	ohms
2 1/2	7000	35	2 1/2	8500	3	2 1/2	9500	25
2 1/2	7000	50	2 1/2	8500	5	2 1/2	9500	3
2 1/2	7000	80	2 1/2	8500	10	2 1/2	9500	3
2 1/2	7000	100	2 1/2	8500	20	2 1/2	9500	3
3	7000	35	3	8500	3	3	9500	3
3	7000	50	3	8500	5	3	9500	3
3	7000	80	3	8500	10	3	9500	3
3	7000	100	3	8500	20	3	9500	3
4	6000	15	4	8500	15	4	9500	15
4	6000	30	4	8500	30	4	9500	30
4	6000	60	4	8500	60	4	9500	60
4	6000	120	4	8500	120	4	9500	120

Elliptical Size	Gauss in.	Imped. in.	Elliptical Size	Gauss in.	Imped. in.	Elliptical Size	Gauss in.	Imped. in.
inches	lines	ohms	inches	lines	ohms	inches	lines	ohms
6 x 3	6000	7/8	6 x 4	7000	3	7 x 4	9500	3
6 x 3	9000	35	6 x 4	8500	3	7 x 4	9500	30
6 x 3	7000	3	6 x 4	9500	3	8 x 4	6000	3
6 x 3	9000	3	6 x 4	9500	3	8 x 4	7000	3
6 x 3	9000	3	7 x 4	7000	3	8 x 4	9500	3
6 x 4	6000	3	7 x 4	9500	3	8 x 4	9500	3
6 x 4	6000	3	7 x 4	9500	3	8 x 4	9500	3

ALLOW 2/- each Speaker for postage and packing and handling charge and please specify the exact requirements—the nearest available will be sent.

SELECTED BARGAINS

Beautifully geared AM/FM 2 gang Condensers, 4/6: AM/FM IFT's 465 kc/s and 10.7 Mc/s 4/6 pair; Magnavox Crystal Tape Recorder Mikes, 12/6: 3 watt Stereo Amplifiers complete, ready to switch on, 7/9/6: Sentercell rectifiers R372D-D3-2-1-Y, 2/6 each. DIODES—0A79, 0A80, CG46H, GD10, 2/- each. TRANSISTORS: OC45 4/6, PXA101 3/9, AF115 4/6, Sub. min. Germanium diode 1/3, M1 diode 6d. each, Silicone diodes, 200 p.p.v. 200 mA. 1/- each, 400 p.p.v. 330mA, 2/6 each. Please send STAMPED and ADDRESSED envelope with any enquiry. We regret no catalogue—our stocks move too quickly! Kindly make provision for additional postage and package charge to avoid delay. Terms: Cash With Order or C.O.D. on Orders over 10/-.

Precision 6 minute Delay Action Switch. Clockwork actuated. Made by Smiths.
Separate switching actions at intervals up to 6 mins.
Each switch action designed for current loading up to 15 amps at 250 volts. Suitable for photographic timer, sequence switching operations, etc., etc. Brand new and unused units offered at a fraction of their true value. **OUR PRICE ONLY 10/- each.** Post Free. 2 for 17/6.
Special quotations for quantity.

10/14 WATT HI-FI AMPLIFIER KIT

A stylish finished monaural amplifier with an output of 14 watts from 2 EL84's in push-pull. Super reproduction of both music and speech with negligible hum.
Separate inputs for mike and gram, allow records and announcements to follow each other. Fully shrouded section wound output transformer to match 3-15Ω speaker and independent volume controls and separate bass and treble controls are provided giving good lift and cut. Valve line-up 2 EL84's, ECC83, EF86 and E280 rectifier. Simple instruction booklet 1/6. (Free with parts).

All parts sold separately. **ONLY £6.19.6** P. & P. 6/6
Also available ready built and tested complete with standard input sockets. **£8.15.0** P. & P. 6/6.
Carrying Case for above 28/8. P. & P. 4/-.

HIGH GAIN 4-TRANSISTOR PRINTED CIRCUIT AMPLIFIER KIT Type TAI



● Peak output in excess of 1½ watts. ● All standard British components. ● Built on printed circuit panel size 6 x 3in. ● Generous size Driver and Output Transformers. ● Output transformer tapped for 3 ohm and 15 ohm speakers. ● Transistors (GET114) or S1 Mullard OC81D and matched pair of OC81 (i/p) ● 9 volt operation. ● Everything supplied, wire, battery clips, solder, etc. ● Comprehensive, easy to follow instructions and circuit diagram 1/6. (Free with Kit). All parts sold separately.
SPECIAL PRICE 45/- P. & P. 2/6.
Also ready built and tested. 52/8. P. & P. 2/6.
A pair of TAI's are ideal for stereo.

HARVERSON'S F.M. TUNER Mk. I

● F.M. tuning head by famous maker. ● Guaranteed non-drift. ● Permeability tuning. ● Frequency coverage 88-100 Mc/s. ● Balanced diode output. ● Two I.F. stages and discriminator. ● Attractive maroon and gold dial (7 x 3in. glass). ● Self-powered, using a good quality mains transformer and valve rectifier. ● Valves used ECC85, two EF80's and E280 (rectifier). ● Fully drilled chassis. ● Size of completed tuner 3 x 6 x 3½in. ● All parts sold separately. Set of parts if purchased at one time £5.19.6, plus 8/6 P. & P. and ins. Circuit diagram and instructions 1/6 post free. Mark II version as above but complete with magic eye, front panel and brackets. **£6.12.8** P. & P. 3/6.
Mark III Version as Mark I but with output stage (ECL82) and tone control. **£7.7.0** P. & P. 8/6.
Handsome Metal Cabinets. Choice of Black or Green. To fit Mark I, 25/- P. & P. 2/6. To fit Mark II, 17/6. P. & P. 2/6.

SPECIAL PURCHASE TURRET TUNERS
By famous maker. Brand new and unused. Complete with PC884 and PCF80 valves. 34-38 Mc/s I.F. Biscuits for Channels 1 to 5 and 8 and 9. Circuit diagram supplied. **ONLY 25/- each.** P. & P. 2/6.
GORLER F.M. TUNER HEAD
88-100 Mc/s 10.7 Mc/s L.F. 15/-, plus 1/9 P. & P. (PC808 valve 8/6 extra).

4-SPEED PLAYER UNIT BARGAINS

All Brand New in Maker's Original Packaging
SINGLE PLAYERS
GARRARD SRP10.£5.9.11. Carr. 4/-
B.S.R. GU7 with unit mounted pick-up arm. £4.18.8. Carr. 4/-.

AUTO CHANGERS

LATEST B.S.R. UA25 Super Slim mono. £6.2.6
B.S.R. UA16 £6.19.6 B.S.R. UA16. £6.19.6
LATEST GARRARD AT5£8.8.0
Standard GARRARD Autostim£6.10.0
GARRARD AT6£10.10.0. Carr. 5/- on each.

All the above units are complete with t/o mono head and sapphire styli or can be supplied with compatible stereo head for 12/6 extra.

SPECIAL OFFER!

Limited number of E.M.I. 4 SPEED SINGLE RECORD PLAYER DECKS

with unit mounted pick-up. Incorporating the following special features: Heavy 8½in. metal turntable. Low flutter performance shaded pole motor for 200/250V. A.C. with 90V tap. Latest ultra lightweight pick-up (5 grammes tracking weight). High output mono ceramic cartridge. Autostop. Overall motorplate size. 12 x 10 x 2½in. below and 2in above.

UNREPEATABLE OFFER AT 89/6

Carr. 4/-

THE NEW HARVERSON KIT FOR THE HOME CONSTRUCTOR

A really excellent all purpose A.C. mains 200/240V. **AMPLIFIER KIT TYPE HSL 'FOUR'** 3 VALVE, 4 WATT USING ECC83 EL84, E280 VALVES
Special features include:
● Heavy duty double-wound mains transformer with electrostatic screen. ● Separate Bass, Treble and Volume controls giving fully variable boost and cut with minimum insertion loss. ● Heavy negative feedback loop over 2 stages ensures high output at excellent quality with very low distortion factor. ● Suitable for use with guitar, microphone or record player. ● Provision for remote control of controls or direct on chassis. ● All mounting of controls on a chassis size only 7½in. wide x 4in. deep. Overall height 4½in. ● All components and valves are brand new. ● Very clear and concise instructions enable even the inexperienced amateur to construct with 100% success. ● Supplied complete with valves, output transformer (3 ohms only), screened lead, wire, nuts, bolts, solder etc. (No extras to buy). **79/6** P. & P. 5/-
PRICE Comprehensive circuit diagram, practical layout and parts list 2/6. (Free with Kits.)

QUALITY RECORD PLAYER AMPLIFIER

A top-quality record player amplifier. Size 7in. w. x 2½in. d. x 5½in. h. This amplifier (which is used in a 29 in. record player) employs a heavy duty double wound mains transformer, ECC83, EL84, E280 valves. Separate bass, treble and volume controls. Complete with output transformer matched for 3 ohm speaker. Ready built and tested.

PRICE 69/6 P. & P. 3/6
ALSO AVAILABLE. Mounted on board with output transformer and 6in. speaker, ready to fit into cabinet below. **PRICE 89/6** P. & P. 4/6.

QUALITY PORTABLE R/PLAYER CABINET
Uncut motor board. Will take above amplifier and B.S.R. or GARRARD Autostop or single Record Player Unit. Size 18 x 14 x 8½in.

PRICE £3.9.6 Carr. 5/-

LATEST MODEL B.S.R. TU/12 4-SPEED PLAYER AND PICK-UP

ONLY 69/6 Carr. 4/-
7in. metal turntable Low flutter performance. 200/250 V shaded pole motor with 90 V. tap for valve heaters. High gain crystal pick-up with turn-over LP/78 head complete with sapphire styli.



3-VALVE AUDIO AMPLIFIER MODEL HA34


Designed for Hi-Fi reproduction of records A.C. Mains operation. Ready built on plated heavy gauge metal chassis size 7½in. w. x 4in. d. x 4½in. h. Incorporates ECC83 EL84 E280 valves, heavy duty double-wound mains transformer and output transformer matched for 3 ohm speaker, separate Bass, Treble and volume controls. Negative feedback line. Output 4½ watts. Front panel can be detached and leads extended for remote mounting of controls. The HA34 has been specially designed for us and our quality order enables us to offer them complete with knobs, valves, etc. **£4.5.0** P. & P. 5/-
wired and tested for only.....

NEW CARTRIDGE BARGAINS

RONETTE STEREO 105 CARTRIDGE. Stereo/LP/78. Complete with two saphires. Original list price 67/9. **OUR PRICE 24/-** P. & P. 1/-.
GARRARD G02 Mono complete. List price 24/11. **OUR PRICE 12/6** P. & P. 1/-.
B.S.R. T038 High output compatible Stereo cartridge. Stereo/LP/78 sapphire styli and universal mounting bracket. List price 44/11. **OUR PRICE 22/6** P. & P. 1/-.

STEREO AMPLIFIERS

Incorporating 2 ECL82's and 1 E280 heavy duty double-wound mains transformer. Output 4 watts per channel Full tone and volume controls. Absolutely complete.



BARGAIN PRICE £4.19.6 P. & P. 5/-

6 TRANSISTOR AND DIODE SUPERHET

A first-class 2 waveband transistor superhet. ● Printed circuit panel (8½ x 2½in.). ● 3 pre-aligned I.F. transformers. ● High-gain Ferrite Rod Aerial. ● All First-grade transistors. ● Car aerial winding. ● Push-pull output. ● All parts supplied with simple instructions. All parts sold separately. Set of parts if purchased at one time. **ONLY £4.5.0** P. & P. 2/6. Circuit diagram 1/6 (free with set of parts).

35 OHM SPEAKERS

Suitable for use with above. 2in. Goodmans. Ideal replacement for most pocket portables. 8/6, 3½in. 12/6; 5in., 17/6; 7 x 4in., 21/- P. & P. 1/6 per speaker.

Portable CABINET

Size approx. 9½ x 6½ x 3½in. Suitable for above using 3½in. speaker. 25/- P. & P. 2/-.

COIL AND TRANSFORMER SET FOR TRANSISTOR SUPERHET

3 I.F. transformers. one oscillator coil, one driver transformer and wound Ferrite aerial (med. long and car aerial coupling). 32/6 complete, post 1/-; 6 transistor printed circuit board to match. 8/6. Post 9d. Circuit diagram 1/6 extra.

SPECIAL BRAND NEW TRANSISTOR BARGAINS

GET 15 (Matched Pair) 15/- (top. 10/-; OC71 5/-; OC76 6/-; AF17 7/6; ORP12 10/6. Set of Mullard 6 transistors. OC44, 2—OC45, OC81D matched pair. OC81, 25/-.

EDISWAN MAZDA

PXA101 6/6; XA103 8/6.
R.F.I. Pack: 1—PXA102 Mixer; 2—PXA101 R.F. Amp. (Equip. OC44 and OC45). 10/6
R.F. 2 Pack: 2—PXA101 I.F. 1—PXA102 Osc. 12/6
1—PXA102 Mixer 12/6
L.F.6 Pack: Consisting of PXB113 Driver, Matched pair PX171, mounted complete with heat sinks (Equip. OC81D and OC81) 12/6
ALL TRANSISTORS POST FREE.

HARVERSON SURPLUS CO. LTD.

170 HIGH ST., MERTON, S.W.19

CHERRYWOOD 3985

Open all day Saturday

Early closing Wed. 1 p.m.

A few minutes from South Wimbledon Tube Station

(Please write clearly)

PLEASE NOTE: P. & P. CHARGES QUOTED APPLY TO U.K. ONLY. P. & P. ON OVERSEAS

ORDERS CHARGED EXTRA

SEND STAMPED ADDRESSED ENVELOPE WITH ALL ENQUIRIES

SEE
RIGHT
HAND
PAGE
FOR
MORE
ITEMS

HARVERSON AMPLIFIER BARGAIN

Special offer of Manufacturers' Surplus
2 VALVE GRAM AMPLIFIERS

Valves UY85 Rectifier and UCL82 Triode/Pentode giving 3½ watts output. Overall chassis size (inc. valves) 5in. high x 6½ in. wide x 2 in. deep. Each amplifier new and tested and supplied complete with valves, 3 ohm output transformer and knobs for tone and volume/on off controls.

ONLY 37/6 P. & P. 3/6

Can be used with 80v. motor tap or 1.5k. mains dropper 2/6 extra if required. Owing to the limited number available and the extremely high value we regret we cannot enter into any correspondence.

SPECIAL HARVERSON OFFER !!

BRAND NEW HEAVY DUTY 12in. SPEAKERS
Response 45 c/s-13 Kc/s. 1½in. voice coil. Available in 3 or 15 ohms. Guaranteed full 15 watts British rating. Heavy cast aluminium frame. These are current production by world famous maker and as they are offered well below list price we are not permitted to disclose the price. **LIMITED NUMBER ONLY. UNREPEATABLE AT 89/6. P. & P. 5/-.** Also 25 watt Guffar Model available at £8.50.

BRAND NEW 3 OHM LOUDSPEAKERS

2½in. 12/6; 5in. 12/6; 6½in. 15/-; 8in. 21/-; 10in. 25/-; 12in. 27/6; (12in. 15 ohm. 30/-).
Latest type E.M.I. 134 8in. with high flux ceramic magnet, 11,000 gauss. Aluminium centre cone. 10 watts, 50 c/s to 10 Kc/s. 42/-.
P. & P. up to 6in. 1/6; over 6in. 2/6 per speaker.

TAPE DECKS

COLLARO STUDIO DECK. 3 motors. 3 speeds. push button control. Up to 7 in. spools. £16.10.0. P. & P. 5/6.
B.S.R. MONARDECK. Single speed, 3½in. per sec. simple control uses 5½in. spools. £8.15.0 plus 5/6 carr. and ins. Tapes extra on both.

BARGAIN OFFER CORNER

MAINS OPERATED WATER COCK. A solenoid actuated flow control valve 200/250v. 50 c/s. A.C. operation. Operating solenoid is isolated by rubber diaphragm from valve mechanism which is contained in heavy cast brass base. ½in. O.D. plain tube outlet, ½in. inlet bore fitted with filter. As used in automatic washing machines and ideal for any application where remote flow control of fluids is required. Brand New. Approx. size 3½ x 1½ x 3½in. high. 12/6 each. **POST FREE.**
HEAVY DUTY NON INDUCTIVE D/P MICRO SWITCH. Conservatively rated 10 amps at 250v. Standard one-hole fitting. Body size 1½ x 1½ x 1in. decip. inc. terminals. 3/- each. **Post Free.**

A.C. MAINS NEON INDICATOR. For panel mounting cut out size 1½ x 1½ x ½in. deep inc. terminals. White case with red lens giving bright light. A.C. 250/250v. 2/6 each. **Post Free.**
ROLA CELESTION. Approx. 4 x 3½ x 3 ohm middle register speaker, 10/6. P. & P. 2/6.

ACOS CRYSTAL MIKES. High imp. For desk or hand use. High sensitivity, 18/6. P. & P. 1/6.
TSL CRYSTAL STICK MIKE. Listed at 45/-. Our price 18/6. P. & P. 1/6.

T.C.O. SUPPRESSOR CONDENSERS. 250v. A.C. .005 + .005 x 1.4. tubular can 1½in. long x ½in. dia. 2 for 3/-. **Post Free.**

TRANSISTOR DRIVER AND O/P TRANSFORMERS. (Tapped 3 ohms and 15 ohms output). Plus 4 suitable Transistors giving approx. 1 watt output. 25/-. P. & P. 2/6.

2-GANG .0005 TUNING CONDENSERS. 2½in. h. x 2½in. d. x 1½in. w. with built-in trimmer. 4/6. P. & P. 1/6.

CONTACT COOLED BRIDGE RECTIFIERS. 250v. at 125 mA. Size 1½ x 1½ x 1½in. 7/6. P. & P. 1/6.

MATCHED PAIR OF 2½ WATT TRANSISTOR DRIVER AND O/P TRANSFORMERS. Stock size 1½ x 1½ x 1½in. Output trans. tapped for 3 ohm and 15 ohm output. 10/- pair, plus 2/- P. & P. Worth double.


BRAND NEW PLESSEY 12v. 4 pin non-synch. vibrators Type 1.48D. ONLY 8/6. P. & P. 1/6 each.

TWIN TELESCOPIC AERIAL. Compacting two 3-section heavily chromed rods. Closed 12in. each extending to 32in. each. Completely adjustable from vertical to horizontal. Supplied complete with universal mounting bracket, output, 30in. of coax. and standard coax. plug. Suitable for F.M. or T.V. 12/6 plus 2/- P. & P.

MARCONI QUARTZ CRYSTALS. Types ZHB. Still available as previously advertised.

FAMOUS FOR THIRTY YEARS for
SHORT-WAVE EQUIPMENT of QUALITY

H.A.C. SHORT-WAVE KITS



H.A.C. were the original suppliers of Short-Wave Receiver Kits for the amateur constructor. Over 10,000 satisfied customers—including Technical Colleges, Hospitals, Public Schools, R.A.F., Army, Hams, etc.


IMPROVED 1965 RANGE

1-Valve model "CX", complete kit, Price 34/6

Customers say: "Definitely the best one-valve S.W. kit available at any price." This kit contains all genuine Short-Wave components, a drilled chassis, accessories and full instructions. Ready to assemble and, of course, as all our products, fully guaranteed. **FULL RANGE** of other kits still available including the famous model "K", price 77/-

Before ordering call and inspect a demonstration receiver or send for a descriptive catalogue and order form to:—

"H.A.C." SHORT-WAVE PRODUCTS
(Dept. T.H.), 44 Old Bond St., London W.1



*The PUNCH
you need!*

HOLE PUNCHES

Instant Type	diameter	...	6/10 ea.
Screw-up Type	diameter	Toggle switch	8/6
"	"	"	8/6
"	"	B7G	9/-
"	"	B8A, B9A...	9/6
"	"	"	10/2
"	"	"	10/8
"	"	"	11/8
"	diameter Int. Octal...	"	13/4
"	"	"	16/2
"	"	"	18/10
"	"	B9G	21/8
"	"	"	24/4
"	"	Meter	33/2

Complete Set £9.3.6.

No extra charge for postage and packing in the U.K.

Oliver & Randall Ltd

Dept. 7
9 KELSEY PARK ROAD
BECKENHAM, KENT
Tel.: Beckenham 8262

BOOKS

New titles for 1965

JANUARY

CLOSED-CIRCUIT TELEVISION HANDBOOK

by Leon A. Wortman

Demy 8vo 288 pages 42/- Net

ELECTRONIC ORGAN HANDBOOK

by H. Emerson Anderson

Demy 8vo 272 pages 35/- Net

TAPE RECORDERS—HOW THEY WORK

(New, Enlarged Edition)

by Charles G. Westcott & Richard F. Dubbe

Demy 8vo 224 pages 26/- Net

PRACTICAL TRANSISTOR SERVICING

by W. C. Caldwell

Demy 8vo 192 pages 24/- Net

101 MORE WAYS TO USE YOUR VOM & VTVM

by Robert G. Middleton

Demy 8vo 128 pages 20/- Net

101 WAYS TO USE YOUR SWEEP GENERATOR

by Robert G. Middleton

Demy 8vo 144 pages 20/- Net

FEBRUARY

TRANSISTOR SUBSTITUTION HANDBOOK (Fifth Edition)

Demy 8vo 128 pages 12/6 Net

SCIENCE PROJECTS IN ELECTRONICS

by Edward M. Noll

Demy 8vo 144 pages 24/- Net

RADIO SERVICE TRAINING MANUAL

by Edward F. Rice

Demy 8vo 288 pages 30/- Net

MATHEMATICS FOR ELECTRONICS ENGINEERS AND TECHNICIANS

by Norman H. Crowhurst

Demy 8vo 256 pages 42/- Net

HANDBOOK OF ALGEBRAIC AND TRIGONOMETRIC FUNCTIONS

by Allan Lytel

Demy 8vo 160 pages 30/- Net

TECHNICAL WRITER'S & EDITOR'S STYLEBOOK

by Rufus P. Turner

Demy 8vo 208 pages 28/- Net

UNDERSTANDING TRANSFORMERS AND COILS

by Edward J. Bukstein

Demy 8vo 96 pages 16/- Net

MARCH

HANDBOOK OF TRANSISTOR CIRCUITS

by Allan Lytel

Demy 8vo 224 pages 35/- Net

101 WAYS TO USE YOUR OSCILLOSCOPE

by Robert G. Middleton

Demy 8vo 180 pages 21/- Net

TRANSISTOR RADIO SERVICING MADE EASY

by Wayne Lemons

Demy 8vo 128 pages 18/- Net

RADIO RECEIVER SERVICING

by John T. Frye

Demy 8vo 224 pages 25/- Net

SHORT WAVE LISTENERS GUIDE

by H. Charles Woodruff

Demy 8vo 70 pages 12/6 Net

HI-FI STEREO HANDBOOK

by William F. Boyce

Demy 8vo 288 pages 32/- Net

From Booksellers or plus 8d. Postage from the Publishers. Write for complete catalogue.

FOULSHAM - SAMS

TECHNICAL BOOKS

Dept. APW, YEOVIL RD., SLOUGH

BUCKS., ENGLAND

Harverson Surplus Co. Ltd.

Lewis have the Cabinet for you

We can supply any cabinet to your own specification. These are only two examples—**THE LARGEST RANGE OF CABINETS IN THE COUNTRY**

Equipment is also our speciality.



The Grosvenor
Price 18 gns.



The Lowboy
Price 27 gns.

LEWIS radio

100(P465) Chase Side, Southgate
London, N.14. Tel 3733/9666

FREE CATALOGUE

Send today for the new
Lewis Catalogue

Designed to assist your choice of
cabinet.

Sent absolutely free. The new Lewis
Radio Cabinet Catalogue—the most
comprehensive ever prepared. Choose
from 49 different Models.
Please send your new free 24 page
colour cabinet catalogue.

Name _____

Address _____

BLOCK CAPITALS PLEASE

Communication 49'6 Mini Receiver



It had to come eventually! The "SKYSCRAPER" personal communications receiver. Highly sensitive. Worldwide short-wave reception including news in English and countless other broadcasts from Russia, America, Switzerland, Brazil and other far flung countries. Take it anywhere—it's feather-weight! Size only 6 x 3 1/2 x 1 1/2 in. It features: Handspread Tuning, Vernier Dial, Miniature Valve Circuits, Plug-in Coils, Own Rod Aerial, etc. 50% of production to be exported—supplies may be limited later. Anyone can assemble it within 2 hours—only a few connections to make—experience definitely unnecessary. Complete set of parts include Case, Personal phone, Easy-To-Follow-Plan, everything from at unbelievable direct from factory to you price of 49/6 plus 2/6 postage etc. (C.O.D. 3/- extra). Refund if not delighted. (Parts available separately).

CONCORD ELECTRONICS LTD.
(Dept. PW.1)

9 Western Road, Hove, Sussex

PADGETTS RADIO STORES

OLD TOWN HALL
LIVERSEDGE, YORKS
Telephone: Cleckheaton 2886

USA Bomb Computers in original transit case, full of gears, motors, vidor counter, gyro, etc. 37/-, carriage 10/-.

PCR, 12 volt Vibrator Pack, in original packing case, 25/-, carriage 8/-.

RAF Sighting Heads. Complete with lamp, lens, etc. No details. Packed in original metal case, 15/-, carriage 10/-.

Single Phase 240 volt, 1400 r.p.m., 1/2 h.p. motor with pulley, 26/-, less pulley 24/-, fully guaranteed, ex washing machine. Carriage 8/6.

One sixth h.p. motor, 240 volts, 15/-, post 8/6.

New Indicator Unit, CRT 100, complete with two tubes, type VCRX393 and VCRX268 plus 21 small valves, relays removed. 57/- or less valves 32/-, carriage 10/- Sorry no details on the unit.

New 12in. Speakers with built-in Tweeter. 15 or 3 ohms, 28/6, post paid.

P.M. Speakers, all 3 ohms ex TV sets. 6in. round 6 x 4in. and 5in. 3/-, post 2/-, 6 for 20/-. Post paid. 8in. round 6/-, post 2/-, 7 x 4in. 5/-, post 2/-.

VALVE LIST

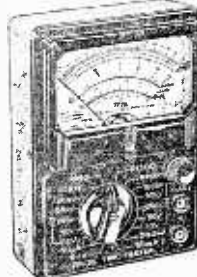
Ex equipment. 3 months guarantee

EL91	1/6	U301	9/6	PC084	4/-
ECL80	2/-	U331	5/-	PC182	5/-
6X52	3/-	U242	5/-	PLC85	5/-
EY51	2/6	U329	5/-	PL36	5/-
EY96	5/-	KT36	5/-	U25	5/-
EBF80	4/6	5U4	4/-	12A7	3/-
EB91	9d.	6V6GT	4/-	6CH6	1/6
6L33	5/-	6X5	4/-	GX4	3/-
EF91	9d.	6K25	5/-	AR12	6/1
6F1	1/-	6P25	3/6	807	5/-
6F14	5/-	6U4	5/-	EF50	1/-
6F15	5/-	PY33	6/-	Doz.	6/-
6F22	5/-	PY80	3/-	6K7	1/3
10P1	1/-	PY81	3/-	Doz.	10/-
10P13	5/-	PL81	4/-	6V6	1/9
10P14	5/-	PL82	3/-	Doz.	18/-
20D1	2/-	PL83	3/-	6K8	1/9
20L1	5/-	PL33	3/-	Doz.	18/-
20P3	4/-	PY82	3/-		
20P1	4/-	PCF80	4/-		
20P4	8/6				

Breaking Up Mark III Type 19 Sets. Pointer knobs. 7/- doz., post paid. Jack Socket. 1/-, post 6d., doz. 10/-, post paid. Jack. 1/6, post 6d. Toggle Switch, metal. 6d., post 6d. Doz. 7/6, post paid. Relay. Type 3000, 1/9, post 1/9, doz. 20/-, post paid. Any other spare send 2/- plus post to cover.

Reclaimed Tubes. 6 months guarantee. 14in. Mullard and Mazda 17/-, carriage 10/-, 17in. 30/-, carriage 10/-.

TEST METERS



20,000 O.P.V. MODEL TP 55. Reads voltage up to 1,000 D.C. at 20,000 ohms per volt and A.C. at 10,000 O.P.V.; D.C. Current to 500mA; Resistance to 10 Mega; Capacitance to 0.1µF; Decibels from -20 to +36. Size 3 1/2 in. x 5 in. x 1 1/2 in. £3.19.6.

2,000 O.P.V. MODEL TP 19. Reads A.C. and D.C. Volts up to 1,000; D.C. Current to 500mA; Resistance to 1 Mega; Capacitance to 1µF; Decibels from -20 to +36; Output jack for Audio Measurements. Size 3 1/2 x 5 x 1 1/2 in. £3.19.6.

30,000 OHMS PER VOLT MODEL 500. Reads voltages up to 1,000 D.C. at 30,000 ohms per volt and A.C. at 15,000 O.P.V.; D.C. current to 12 amps. Resistance to 60 Mega; Decibels from -20 to +56; Incorporates internal buzzer for audible warning of direct shorts and blocking condenser for A.F. output measurements. Size 3 1/2 x 5 x 1 1/2 in. £3.19.6.

TRANSISTORISED TEST EQUIPMENT. Fully guaranteed, brand new. By NOMBREX: 160 Kc/s.—350 Mc/s. Signal Generator, £9.10.0. Resistance-Capacitance Bridge, £8.5.0. 1-15 volt. D.C. Power Supply, £6.10.0. Audio Generator 10/100,000 c/s. £16.15.0. Inductance Bridge, £18.0.0.

By I.M.K. INSULATION TESTER. Measures up to 500 megohms at 3 testing voltages. 100, 250 and 500. Supplied with leather case and leads, £17.10.0. Illustrated details on any of the above sent on request.

LINEAR AMPLIFIERS. LG34, 4 watts, size 8 1/2 x 4 1/2 x 2 1/2 in. high, £25.5.0. L45A 5 watts, size 7 x 7 x 5 in. high, £5.19.6. Protective cover, 12/6. L5/55 5 watts stereophonic, size 10 1/2 x 8 x 6 in. £12.12.0. Cover with carrying handles 25/-. "Diatonic" 10 watts Hi-Fi Ultra Linear Push-Pull, size 9 x 7 x 6 1/2 in. high, £12.12.0. Cover with carrying handles 19/6. L1/10 10 watts Hi-Fi Ultra Linear size 9 x 7 x 5 in. high, £13.13.0. Cover with carrying handles 19/6. "Conchord" 30 watts Hi-Fi Ultra Linear size 12 1/2 x 9 x 7 1/2 in. high, £16.16.0. Cover with carrying handles 25/-. L50 50 watts Hi-Fi Ultra Linear, size 14 x 10 x 6 in. high, £25.2.0. Cover with carrying handles 32/6. All amplifiers for normal A.C. mains, and ex stock. Details on request.

"Tripletone" Convertible Amplifier. Size 10 x 3 x 4 1/2 in. high. 4 watts output matched for 2-3 ohms. OR 2 amplifiers can be coupled together for STEREO, £8.19.6 each.

"Tripletone" F.M. Tuner, size 11 x 6 x 3 in. high. Coverage 56-101 Mc/s. £18.19.6 (unpowered), or £15.14.6 (self powered). Details on request.

MICROPHONES. Crystal Types. Guitar 12/6. Desk with built-in stand 15/-. Acos 39/1 Stick, and Table Stand 32/6. Super Stick, with heavy Desk Stand 49/6. Moving Coil Types. Stick, with heavy Desk Stand 39/6. "Singing" Stick, 50K impedance, with switch 75/-. Omni-directional chrome plated die-cast frame, 50K, with switch 99/6.

ADJUSTABLE MIKE STANDS, with heavy bases and plated stems. Table type 29/6, floor type 55/-.

HARRIS ELECTRONICS (London) LTD.

138 GRAY'S INN ROAD,
LONDON, W.C.1

Telephone: TE Rminus 7937

Please include carriage cost on ALL items

Trading hours 9 a.m.-6 p.m. Monday - Friday.
Closed Saturday. We are 2 mins from High Holborn
(Chancery Lane Station) and 5 mins. by bus from
King's Cross.

Head Office and Warehouse:
44A WESTBOURNE GROVE
LONDON W2
Tel.: PARK 8641/2/3

Z & I AERO SERVICES LTD.

Please send all correspondence and Mail Orders to the Head Office
When sending cash with order, please include 2/6 in £ for postage and handling
MINIMUM CHARGE 1/6. No C.O.D. orders accepted

Retail Shop:
85 TOTENHAM COURT ROAD
LONDON W1
Tel.: LAMPHAM 8403

0A2	6/-	6AK8	7/-	6L6GT	7/6	19A95	5/-	931A	60/-	DL96	6/6	EF37A	8/-	KT66	15/-	TT21	32/-	TRANSISTORS
0B2	6/-	6AK8	4/-	6L18	8/-	20P2	15/-	954	5/-	DM70	5/-	EF39	5/-	KT88	20/-	TT22	32/-	AF114 9/-
0B3	6/-	6AK5	10/-	6L73	6/-	20L1	14/-	955	3/-	DY90	7/-	EF40	9/-	N78	15/-	U35	11/-	AF115 8/-
0C3	6/-	6A05	6/-	6B17GT	5/-	20P1	14/-	956	2/-	DY98	5/-	EF41	7/6	NP81	15/-	U36	11/-	AF116 8/-
0U3	6/-	6A06	8/-	6B27GT	4/6	20P3	12/-	957	5/-	ES9CC	6/-	EF42	8/-	N82P	22/-	U39	11/-	AF117 7/6
1A5GT	6/-	6A15	6/-	6B4T	10/6	20P4	14/-	958	4/-	EAB80	7/-	EF54	6/-	ORP12	12/-	U38	11/-	OC28 1/6
1A7GT	6/-	6A57G	22/6	6U8	7/8	20P6	12/-	959	8/-	EAF42	8/6	EF56	3/-	ORP12	12/-	U38	11/-	OC28 1/6
106GT	7/-	6AT6	9/-	6V6	7/8	25L6GT	5/-	9999	8/-	EB41	5/-	EF60	5/-	ORP16	10/-	U282	14/-	OC28 1/6
1H5GT	7/-	6AUB	6/-	6V6GT	7/8	25L6GT	5/-	9999	8/-	EB41	5/-	EF60	5/-	ORP16	10/-	U282	14/-	OC28 1/6
1L6	17/-	6AY6	6/-	6X4	4/-	25Z4G	7/-	9080	25/-	EB41	5/-	EF60	5/-	ORP16	10/-	U282	14/-	OC28 1/6
1N5GT	8/-	6B7	5/-	6X5GT	5/6	25Z5	7/6	6146	27/6	EB41	5/-	EF60	5/-	ORP16	10/-	U282	14/-	OC28 1/6
1Q5GT	8/-	6B8	5/-	6Y6G	6/-	28Z6GT	8/6	9002	27/6	EB41	5/-	EF60	5/-	ORP16	10/-	U282	14/-	OC28 1/6
1R4	5/-	6BA8	4/6	6ZB7	8/-	30C15	10/-	AC/TH10	10/-	EBF80	6/6	EF89	4/6	PC88	12/-	U403	7/-	R.C.A. 2N410 (OC45); 2N412 (OC44);
1R5	5/-	6BE6	5/-	6C9	7/-	30C17	12/-	AZ1	9/-	EBF89	6/6	EF93	4/6	PC88	12/-	U403	7/-	8/6 each.
1R4	5/-	6BE6	5/-	6C9	7/-	30C17	12/-	AZ1	9/-	EBF89	6/6	EF93	4/6	PC88	12/-	U403	7/-	8/6 each.
1R5	5/-	6BE6	5/-	6C9	7/-	30C17	12/-	AZ1	9/-	EBF89	6/6	EF93	4/6	PC88	12/-	U403	7/-	8/6 each.
1T5GT	6/-	6BK4	20/-	78T	12/-	30F11	11/-	CB1	15/-	EC88	12/-	EF95	5/-	PCF80	11/-	U403	7/-	8/6 each.
1U4	5/-	6BK7A	8/-	9BW6	7/-	30L17	7/-	CL38	9/-	EC90	2/6	EF95	5/-	PCF80	11/-	U403	7/-	8/6 each.
1U5	5/-	6BK8	8/-	9BW6	7/-	30P12	10/-	CY31	6/-	ECC31	5/-	EF193	8/-	PCF80	11/-	U403	7/-	8/6 each.
1X2A	7/-	6BQ7A	8/-	10C1	10/-													
1X2B	7/-	6BQ7	11/6	10C2	12/-													
2CW4	12/-	6BRR	5/-	10D1	14/-													
2A4	5/-	6BR6	9/-	10F3	9/-													
3A5	7/-	6BRW	5/-	10F9	10/-													
3D6	4/-	6C4	2/6	10F18	9/-													
3J4	4/6	6C31	12/-	10L1	7/6													
3K4	6/6	6C38	5/-	10L11	12/6													
3M4	5/-	6C40	6/-	10P1	12/6													
3V4	5/6	6C46	6/-	10P14	12/6													
4THA	10/-	6CL6	9/-	12A17	5/-	30L11	11/6	DAP31	4/6	EC340	9/-	EM31	6/-	PCL82	9/-	U403	7/-	8/6 each.
3R4G	9/-	6C4W4	12/-	12A18	11/-	30PL13	11/-	DAP92	6/-	EC454	8/6	EM31	6/-	PCL82	9/-	U403	7/-	8/6 each.
5TA	6/-	6E43	15/-	12A15	7/-	35A5	11/-	DAP96	8/-	EC458	8/6	EM31	6/-	PCL82	9/-	U403	7/-	8/6 each.
5U4G	6/6	6F6	6/-	12A15	7/-	35L6GT	7/-	DF66	6/-	EC458	8/6	EM31	6/-	PCL82	9/-	U403	7/-	8/6 each.
5U4B	6/6	6F6	6/-	12A15	7/-	35L6GT	7/-	DF66	6/-	EC458	8/6	EM31	6/-	PCL82	9/-	U403	7/-	8/6 each.
5V4G	8/6	6F7	6/-	12A17	4/-	35Z4G	4/-	DF61	7/-	ECF82	7/6	EM31	6/-	PCL82	9/-	U403	7/-	8/6 each.
5Y3GT	6/-	6F9G	6/-	12A16	6/-	35Z5GT	6/-	DF66	6/-	ECF86	10/-	EM31	6/-	PCL82	9/-	U403	7/-	8/6 each.
5Z3	6/-	6F11	6/-	12A17	5/-	50A5	12/-	DK91	5/-	EC121	10/-	EN31	10/-	PY31	7/-	U403	7/-	8/6 each.
5Z4GT	8/-	6F12	6/-	12A17	5/-	50B5	7/-	DK92	7/6	EC135	13/-	EN32	10/-	PY33	9/-	U403	7/-	8/6 each.
6/30L2	10/-	6F17	6/-	12A18	6/-	50C5	6/6	DL96	7/6	EC143	8/-	EY51	7/-	PY81	6/-	U403	7/-	8/6 each.
6A3	8/-	6F23	9/6	12B26	5/-	50C6GT	6/6	DL96	7/6	EC143	8/-	EY51	7/-	PY81	6/-	U403	7/-	8/6 each.
6AB4	6/6	6F24	11/-	12B27	5/-	50C6GT	6/6	DL96	7/6	EC143	8/-	EY51	7/-	PY81	6/-	U403	7/-	8/6 each.
6A05	2/6	6F28	10/-	12E1	20/-	50A52	8/6	DL96	7/6	EC143	8/-	EY51	7/-	PY81	6/-	U403	7/-	8/6 each.
6A07	6/-	6F3	6/-	12F7	7/6	50T	9/-	DL70	7/-	ECL82	7/6	EZ80	5/6	PY80	8/6	X55	5/6	6/6
6A16	10/-	6F4	9/-	12K7GT	7/-	511	20/-	DL73	12/-	ECL83	8/-	EZ81	4/6	QV03	10/-	X68	20/-	1/6
6A17	9/-	6J7GT	7/6	12K8	10/-	32	20/-	DL82	5/-	ECL86	8/6	EZ82	4/6	QV03	10/-	X68	20/-	1/6
6A18	5/6	6K7	7/6	12Q7GT	6/-	508A	14/-	DL96	5/6	EF96	4/6	EZ84	10/-	TT16	35/-	Z759	22/-	18.9.6. P. & P. 15/-.



NEW 1965 EDITION WORLD RADIO TELEVISION HANDBOOK

26/- Postage 1/-
RADIO AMATEUR HANDBOOK
1965. A.R.R.L. 40/-, Postage 2/-.
PRACTICAL TRANSISTOR SERVICING by W. C. Caldwell, 24/-, Postage 1/-.

101 MORE WAYS TO USE YOUR VOM & VTVM by R. G. Middleton, 20/-, Postage 1/-.

CLOSED-CIRCUIT TELEVISION HANDBOOK by L. A. Wortman, 42/-, Postage 1/-.

ELECTRONIC ORGAN HANDBOOK by H. E. Anderson, 35/-, Postage 1/-.

EXPERIMENTAL RECORDING for Beginners by A. Tutchings, 5/-, Postage 6d.

TRANSISTOR SPECIFICATIONS & SUBSTITUTION HANDBOOK by TechPress, 15/-, Postage 1/-.

RADIO VALVE DATA, 7th Ed. Compiled by "WVW", 7/6, Postage 10d.

COMPLETE CATALOGUE 1/-.

THE MODERN BOOK CO

19-21 PRAED STREET

LONDON, W.2

Phone: PADdington 4185

Open 6 days 9-6 p.m.

BBC2 (625 LINE) TV AERIALS



Most Mounting Arrays, 9 element 45/-; wide spaced high gain, 11 element 55/-; 14 element 62/6. Mounting with Cranked Arm, 9 element 60/-; wide spaced high gain, 11 element 67/6; 14 element 75/-; Chimney Arrays Complete, 9 element 72/-; wide spaced high gain, 11 element 80/-; 14 element 87/6. Loft Arrays, 7 element 32/6; wide spaced high gain, 11 element 70/-; 14 element 78/6. All high gain units have special Multi-rod Reflector. Low loss co-axial cable 1/6 per yard.

BBC · ITV · F.M. AERIALS

R.R.C. (Band 1). Telescopic loft 21/-. External S/D 30/-.
I.T.V. (Band 3). 3 Element loft array 25/-, 5 element 35/-, Wallmounting, 3 element 35/-, 5 element 45/-.
Combined R.R.C./I.T.V. Loft 1+3, 41/3; 1+5, 48/9; Wallmounting 1+3, 56/3; 1+5, 63/9; Chimney 1+3, 63/9; 1+5, 71/3.

F.M. (Band 2). Loft S/D 12/6. "H", 30/-, 5 element 52/6. External units available. Co-ax cable 8d. yd. Co-ax plugs, 1/3. Outlet boxes 4/6. Diplexer Crossover Boxes, 12/6. C.W.O. or C.O.D. P. & P. 3/- Send 6d. stamps for illustrated lists.

K.V.A. ELECTRONICS (Dept P.W.)
3b Godstone Road, Kenley, Surrey
CRO 2527

Lyons Radio Ltd.

3 Goldhawk Rd. LONDON W.12

PROGRESSIVE SHORT WAVE RECEIVER

Specialised designed kits employing plug-in coils with exceptionally clear wiring diagrams and instructions to enable even the very beginner to construct a short wave radio with every confidence of success. A second and then a third valve stage can be added to the chassis supplied being punched to take all three stages. Can be operated from dry batteries or from a simply constructed mains power unit. PRICE 32/6. COST OF ALL PARTS TO BUILD THE 1 VALVE S/W RADIO, including one coil 40-100 metres only 35/-, post 2/-; 1/2 valve conversion stage 7/6; 2/3 valve conversion stage 10/-; Extra plug-in coils to cover 10/20, 20/40, 100/200 and 200/450 metres 4/- each. Plans supplied separately 1/6.

MORSE CODE PRACTICE KITS. Complete ex Army Morse key, 20/-, battery connecting wire and book "Learning Morse" all for 9/6, post 1/6.

ELECTRO-MAGNETIC COUNTERS. Four figure counter up to 9999, size 4 1/2 x 1 1/2. Operate from 24V. D.C. PRICE 7/6, post 1/6. TRANSFORMERS. PRIMARY 200/250V; M.T. range 30V, tapped at 24-20-15-12-10-6-5-4-3V.

TTYPES: MT. 3/2 for 2 amp loading, PRICE 22/6, MT. 3/4 for 4 amp, PRICE 37/6, MT. 3/5 for 5 amp PRICE 48/-. Postage any type 3/- 50 Volt Transformers; 4 amp, PRICE 17/6, 1 amp, PRICE 19/6, post 2/-.

PUBLICATIONS Prices post paid
T.V. FAULT FINDING 6/6
CAR RADIO SERVICING 2/10

RADIO CONTROL for MODELS 15/9
RADIO VALVE DATA, 7th Edition includes characteristics of 4,800 valves, transistors, rectifiers and C.R. Tubes 8/9.

Multirads Circuits for Audio Amplifiers 9/3
Multirads Transistor Radio Circuitry and Servicing 5/6.

TAPE RECORDING for PLEASURE 4/-

FARRANT GUITAR AMPLIFIERS WITH TREMOLO

BUY AT A LOWER PRICE DIRECT FROM THE MAKERS



30 watt Amplifier 30M/P1

- ★ Designed for ease of fitting into a cabinet.
- ★ Four jack socket inputs of very high sensitivity, only 10 millivolts input for full output.
- ★ Twin channel, with separate volume and tone controls on each channel.
- ★ Tremolo operates on one channel only.
- ★ Socket for remote tremolo switching.
- ★ 7.5 and 15 ohms outputs.
- ★ Very solidly made, with grey hammer steel chassis.
- ★ Ultra-Linear Push-Pull Output, with negative feedback.
- ★ Valves used, 15 watt, ECC83, ECC83, ECC83, ECC83, EL84, EL84, EZ81.
30 and 50 watt, ECC83, ECC83, ECC83, ECC83, EL34, EL34, GZ34.
60 watt, ECC83, ECC83, ECC83, ECC83, KT88, KT88, GZ34.
- ★ Suitable for use with lead, rhythm and bass guitars, microphones, pick-ups, etc. In large halls, schools, etc.
- ★ Guaranteed for twelve months.

Pre-amplifier 6 Guineas.

Also available complete in case with two 12in. speakers.
30 watt 42 Guineas. 50 watt 47 Guineas. 60 watt 48 Guineas.

PRICES- MAIN AMPLIFIERS


15 watt. 8 guineas
30 watt. 11 guineas

50 watt. 16 guineas
60 watt. 17 guineas

Send for free descriptive leaflet of these and other amplifiers.

STROUD AUDIO, PAGANHILL LANE, STROUD, GLOS. Stroud 783

SENSATIONAL HALF PRICE OFFER!



THE FAMOUS
'Continental'
RADIOGRAM
AT
HALF PRICE!

Magnificent Stereophonic Radiogram
Chassis complete with two 10in. elliptical loudspeakers.
Plus a Mono Stereophonic 4 speed automatic record changer

Only £29-19-6

- Easily fitted
 - No soldering or technical knowledge necessary
 - Fits almost any cabinet with minimum trouble
 - Built-in ferrite rod aerial
 - Piano key switching
 - Luxembourg and Caroline received at full strength
 - Listen to U.S.A., Russia, Africa, Canada and even Australia
 - Unique Lewis Radio 365 day guarantee, even on all the valves
 - All British make
- SPECIAL** terms available of £3 deposit followed by 18 monthly payments of £11.4.6, (Total H.P. payments £341.0) postage and packing 15/- extra.

INDIVIDUAL CABINETS SUPPLIED ON REQUEST

To avoid disappointment send cheque or P.O. for £315.0 immediately

LEWIS radio

LEWIS RADIO (P.W.45), 100 Chase Side Southgate, London, N.14. Telephone: PAL 3733/9666

WORLD RADIO & TV HANDBOOK 1965 26/-

by JOHANSEN, postage 1/-.

Transistor Ignition Systems by Ward, 20/-, p. & p. 1/-.
Transistor Substitution Handbook, American, Japanese, etc., 12/6, p. & p. 1/-.
Electronic Organ Handbook by Anderson, 35/-, p. & p. 1/-.
Tape Recorders, How they Work by Westcott, 28/-, p. & p. 1/-.
Handbook of Transistor Circuits, new ed. by Lytel, 35/-, p. & p. 1/-.
Amateur Radio Circuits Book by R.S.G.B. 7/8, p. & p. 1/-.
Amateur Radio Call Book 1965 by R.S.G.B. 5/-, p. & p. 6d.
Radio Amateur Examination Manual by R.S.G.B., 5/-, p. & p. 6d.

UNIVERSAL BOOK CO.

12 Little Newport Street, London, W.C.2
(adjoining Lisle Street)

"GLOBE-KING"

Amateur Short-Wave Radio

For over twenty years the famous incomparable "Globe-King" single-valve kits have been used by enthusiasts in almost every country in the world where low cost but high precision standard equipment was essential and demanded. We now take pleasure in announcing the new transistor version, model TR2—just two transistors giving a tremendous performance. Send s.a.e. today for interesting free literature on this and other equipment. Overseas enthusiasts, note we despatch to all parts of the world via International Postal Services.

JOHNSON (RADIO)

St. Martins Gate, WORCESTER

We supply from stock most of the components and items specified or circuits published in this and other magazines and radio books. Let us quote for your circuit, first grade components at realistic prices.

PW 6 Superhet
PWS.W Converter
PW Beginners SW2.
PW Transistor Inverter
PW Mains Power Pack
PW Build and Learn Series
PW Transistor SW Converter.

All parts in stock for practically all "PW" circuits and designs. Send stamp with list of parts required for Quotations.

CATALOGUE

90 pages fully detailed and illustrated with hundreds of new items and price reductions. PRICE 2/6 Post Paid.

● OUR STOCKS ARE TOO VAST TO ADVERTISE—A CATALOGUE IS THEREFORE A MUST ●



MAINS AND BATTERY RECORD AND TAPE DECKS

(p.p. 3/6 any type)

All Decks Complete with Cartridges

- ★ BSR UA14 4-speed Auto ... £5 16 6
- ★ BSR UA15 4-speed Auto ... £6 19 6
- ★ Garrard Autolinn Auto ... £6 10 0
- ★ Unpluggable Hd. Versn. Auto ... £6 19 6
- ★ Battery Autolinn ... £7 19 6
- ★ SRP10 4-speed Single Player ... £5 0 0
- ★ SRP10 Battery Version ... £5 19 6
- ★ BSR GU7 4-speed Single Player ... £5 0 0
- ★ Garrard AT6 with Stereo Cartridge Autochanger ... £10 19 6
- ★ AT6 Mono ... £10 10 0
- ★ Collaro 2-track Studio Deck ... £10 10 0
- ★ Collaro Studio 4-track Deck ... £13 19 6
- ★ SRP10 2-track Deck ... £7 19 6
- ★ P. & P. 3/6 any type above.
- ★ 9 volt Starr 45 r.p.m. ... 39/6
- ★ 45 or 33 r.p.m. Starr 9V ... 89/6
- ★ 45 r.p.m. Garrard 6V ... 35/-
- ★ 4-speed B.S.R. 9V ... 5 gns
- ★ Garrard 9V, 2-speed, 2-track Tape Deck with cassette ... £10 10 0
- Fully guaranteed. P. & P. 3/6



MULTI-METERS

Multi-range test meters featuring easy to read scales and provided with full operating instructions, lead and batteries. Suitable for amateurs, designers, repair shops, all domestic uses. Full details and specification in our catalogue.

PT34	1 K ohm/volt.....	£1 19 6
MI	2 " " " " " " " " " "	£2 9 6
THL33	2 " " " " " " " " " "	£3 15 0
★ EPI0K	10 " " " " " " " " " "	79/6
★ ITL2	20 " " " " " " " " " "	89/6
★ TP55	20 " " " " " " " " " "	£5 19 6
★ EP30K	30 " " " " " " " " " "	£5 10 0
★ 500	30 " " " " " " " " " "	£8 19 6
★ EP50K	50 " " " " " " " " " "	£8 10 0
★ EPI00K	100 " " " " " " " " " "	£9 19 6

★ Leather Cases available.

RECORD/REPLAY/ERASE TAPE HEADS



Marriot Type R/RP/3 1/2 track record/replay head and Mullard type TS erase head with mounting post. Bargain offer 15/- pair P.P. 9d.

TRANSISTOR POCKET RADIOS

Ready to use complete with Battery. Leather Case. Earphone. P.P. 2/- any type. Fully Guaranteed.

- 6-Transistor De Luxe ... 69/6
- 7-Transistor Mephyr ... 79/6
- 6-Transistor MW/LW ... £5.7.6

TRANSISTOR PORTABLE TRANSCEIVERS

9-transistor Portable Transceivers. Supplied complete with leather cases, batteries, aerials, etc. in presentation case. Range up to 5 miles in favourable conditions. Sizes 6 1/2 x 3 x 1 1/2 inches. Superhet crystal controlled on transmit and receive. Price £21 Per Pair. P.P. 3/6

3-transistor crystal controlled version of above. Range up to 1/2 mile. Price £8.19.6 Per Pair. P.P. 2/6.

A SELECTION FROM OUR STOCKS—NEW PRICES

See Catalogue for full details.

Sinclair Micro-6 (to build)	59/6
Sinclair TR 750 amps. (to build)	39/6
Sinclair Micro Injector (to build)	27/6
PP3 9 volt Battery Eliminator	18/6
Tape Jack Tuner	29/6
10-Watt Horn Tweeter	27/6
20-Watt Super Tweeter	69/6
Two-channel Mixer	15/-
1 to 200 Mc/s F.s.tr. Meter	59/6
3-Watt 4-transistor 9 v. 3 ohm	49/6
5-hole Chassis Punch Kit	49/6
Headphones 2 K ohm 12/6; 4K ohm Stereo Headphones 8 x 8 ohm	14/6
Stereo Stethoscope Headset 8 x 8 ohm	25/-
Resistor Substitution Box	32/6
Crystal Mono Stethoscope Headset	10/6
Magnetic Mono Stethoscope Headset	12/6
Disinfecting Signal Injector	35/-
Fully Disappearing Car Aerial	39/6
Test Lead Kit with Pouch	8/6
Capacitor Substitution Box	22/6
De Luxe Stereo Headsets with junction box	£6
4-channel transistor mixer	49/6
★ 3-Transistor MW Superhet tuner	67/6
★ 4-Transistor Superhet MW/SW Tuner	£7.9.6
Transistor Telephone Amplifier	59/6

FM VHF TUNING HEART

Printed circuit-construction. RF stage and osc./mixer stage, fully tunable 85 to 105 Mc/s. Completely screened. Requires UCC85 (8/6). Brand new in maker's cartons 15/-. P.P. 1/-.

Supplied with circuit.

MULLARD PORT CORES

LA1 12/6	LA5 17/6	LA45 15/-
LA2 15/-	LA6 22/6	LA2503 15/-
LA3 19/6	LA9 17/6	LA2504 15/-
LA4 12/6	LA10 17/6	LA2505 17/6

- 30 watt Soldering Iron 14/6 P.P. 1/-.
- Tape Demagnetiser 29/6 |- 2 K ohm 1 in. diam. mag. mic. 15/- |- Antex 15 watt min. soldering iron 29/6 |- Earphones Mag. or Crystal 5/- |- Telephone Recording attachment ... 9/6 |- Crystal Guitar contact mic. 12/6 |- ★ 7-transistor Record Player or tuner amplifier with treble/bass and vol. controls, £5.19.6
- ★ 4-transistor 1/2 watt amplifiers. Kit, 39/6. P.P. 1/6. Built 49/6. P.P. 1/6.

RECORDING TAPE

5in. 600ft., 12/6; 5in. 900ft., 15/-; 7in. 1,200ft., 18/6; 7in. 1,800ft., 25/-; 7in. 2,400ft., 27/6. Excellent quality.

● SCOTCH BOY TAPE. 3 1/2 in., 300ft. L.P. complete with spare spool. 5/6 P.P. 9d.

● SINCLAIR X10 AMPLIFIERS in stock. Kit £5.19.6. Built £6.19.6. Also Mains Units 54/-

BUILD A QUALITY TAPE RECORDER

Leaflet on request



- ★ 6 Valve Printed Circuit designs. 2-track or 4-track units. 11 gns.
- 2-track, 12 gns. 4 track.
- ★ Collaro Studio Decks. 2-track 10 gns. P.P. 3/6. 4-track £14. P.P. 3/6.
- ★ Portable cabinets with Speakers, 5 gns. P.P. 3/6.

Complete Systems
2-track £26. P.P. 8/6. 4-track £30. P.P. 8/6.
● Complete in Every Detail



NOMBREX TEST EQUIPMENT
All transistor-portable units supplied with full instructions. Leaflets on Request.

- ★ 150 Kc/s to 350 Mc/s generator. RF Mod. AF. 8 ranges. Leads, batteries, instructions, £9.10.0.
- ★ Resistance/Capacitance Bridge, £8.5.0.
- ★ Transistorised Power Supply, £6.10.0.
- ★ Audio Generator, £16.15.0.
- ★ Inductance Bridge, £18.

Fully Guaranteed.



CRYSTAL MICROPHONES

(See Catalogue for Full Range)

- Acos 39-1 Stick Microphone 32/6
- Acos 60-1 Stick Microphone 19/6
- Acos 40 Desk Microphone 15/-
- Acos 45 Hand Microphone 19/6
- Lapel/Hand Microphone ... 12/6
- 100C Stick with Stand ... 32/6
- BM3 Stick with Stand ... 49/6
- Lapel/Hand Magnetic ... 8/6

● MINIGRAM PORTABLE TRANSISTOR RECORD PLAYER KIT, as previously advertised. 79/6 P.P. 3/6 (Battery) 3/9.

QUARTZ CRYSTALS

100 kc/s 15/-; 500 kc/s 15/-; 455 kc/s 12/6; 456 kc/s 15/-; 27.255 Mc/s 15/-; 1 Mc/s 87/6 25/-

Twin Crystal, 1 Mc/s, and 100 kc/s 22/6. Over 800 frequencies in stock.

Henry's Radio Ltd.

PAddington 1008/9

303 EDGWARE RD., LONDON W.2
Open Monday to Sat. 9-6. Thurs. 1 o'clock.

PLEASE TURN TO BACK PAGE

PRACTICAL WIRELESS

blueprints

MOST of these blueprints are drawn full-size and although the issues containing descriptions of these sets are now out of print, constructional details are available free with each blueprint except for those marked thus (*).

Send (preferably) a postal order to cover the cost of the Blueprint (stamps over 6d. unacceptable) to PRACTICAL WIRELESS, Blueprint Dept., George Newnes, Ltd., Tower House, Southampton Street, London W.C.2.

DOUBLE-SIDED BLUEPRINTS

The Strand Amplifier	}	*
The PW Signal Generator		
The Savoy VHF Tuner	}	*
The Mayfair Pre-amplifier		
The Berkeley Loudspeaker Enclosure	}	*
The Luxembourg Tuner		
The PW Troubadour	}	
The PW Everest Tuner		
The PW Britannic Two	}	*
The PW Mercury Six		
The PW Regency	}	*
The PW International Short Wave Two		
Beginner's Short Wave Two	}	*
S.W. Listener's Guide		
Beginner's 10-watt Transmitter	}	*
Transmitting and Aerial Data...		
P.W. "Sixteen" Multirange Meter	}	*
Test Meter Applications Chart		
The Celeste 7-transistor Portable Radio	}	*
The Spinette Record Player		
The P.W. 35-watt Guitar Amplifier		*
Transistor Radio Mains Unit	}	*
7 Mc/s Transceiver		

RECEIVERS

5/-	The Tutor *	3/-
	The Citizen *	5/-
5/-	Dual-Wave Crystal Diode	PW95	...	2/6
	Modern One-valver	PW96	...	2/6
5/-	All-dry Three	PW97	...	3/6
	Modern Two-valver	PW98	...	3/6
7/6	A.C. Band-pass Three	PW99	...	4/-
	A.C. Coronet-4	PW100	...	4/-
6/-	A.C./D.C. Coronet	PW101	...	4/-
5/-	The PW Pocket Superhet	5/-

MISCELLANEOUS

5/-	The PW 3-speed Autogram	8/-
	The PW Monophonic Electric Organ	8/-
5/-	The PT Band III TV converter	1/6
5/-	The Mini-amp *	5/-
	The PT Olympic *	7/6
5/-	The PT Multimeter *	5/-

PLEASE NOTE that we can supply no blueprints other than those shown in the above list. Nor are we able to supply service sheets for commercial radio, TV or audio equipment.

QUERY SERVICE

The P.W. Query Service is designed primarily to answer queries on articles published in the magazine and to deal with problems which cannot easily be solved by reference to standard text books. In order to prevent unnecessary disappointment, prospective users of the service should note that:

(a) We cannot undertake to design equipment or to supply wiring diagrams or circuits, to individual requirements.

(b) We cannot supply detailed information for converting war surplus equipment, or to supply circuitry.

(c) It is usually impossible to supply information on imported domestic equipment owing to the lack of details available.

(d) We regret we are unable to answer technical queries over the telephone.

(e) It helps us if queries are clear and concise.

(f) **We cannot guarantee to answer any query not accompanied by the current query coupon and a stamped addressed envelope.**

QUERY COUPON

This coupon is available until 8th APRIL, 1965 and must accompany all queries in accordance with the rules of our Query Service.

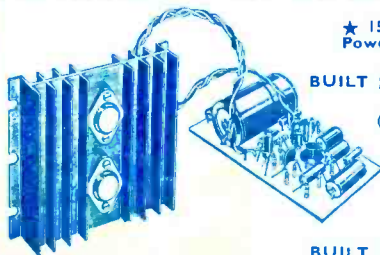
PRACTICAL WIRELESS, APRIL, 1965

First Class Designs — Proven Unbeatable Performance

★ CIRCUITS AND DETAILS ON REQUEST — FULL AFTER SALES SERVICE AND GUARANTEE ★

CALL IN FOR DEMONSTRATION

● TRANSISTOR HIGH FIDELITY EQUIPMENT MONO or STEREO 10 WATTS and 20 WATTS



★ 15 ohm 10 watt
Power Amplifier

BUILT £5.19.6 P.P. 2/6

(OR KIT £5.10.0 P.P. 2/6)

★ 3 ohm 10 watt power amplifier

BUILT £5.10.0 P.P. 2/6

(OR KIT 99/6 P.P. 2/6)

★ MAINS UNITS 59/6 for one amplifier, or 69/6 to power two amplifiers

PREAMPLIFIERS

● Mono full function preamplifier with 8 input positions. Low noise, high quality and sensitivity. Gives 10 watts with one power amplifier or 20 watts with two amplifiers. Size $9 \times 2\frac{1}{2} \times 2$ in.



BUILT £5.10.0 P.P. 2/-

(KIT 99/6 P.P. 2/-)

★ Brown and Gold detailed front panel plate 8/6

● STEREO PREAMPLIFIER

For use with two power amplifiers.

Size: $9 \times 3\frac{1}{2} \times 1\frac{1}{2}$ in.

PRICE BUILT £10.19.6

P.P. 3/6

★ Dark Brown with Gold front panel 12/6



● MULTI-INPUT PREAMPLIFIER

Simplified preamplifier for use with one or two power amplifiers, 8 inputs.

PRICE BUILT 65/- P.P. 1/6


★ Front Panel Plate 6/6.



All the above preamplifiers can be used with any valve or transistor power amplifier requiring 250mV plate for full output. They can be operated with two 9 volt batteries in series or from the power amplifiers.

● 10 Watts R.M.S. music power or 20 watts peak power per amplifier.

TWO NEW PACKAGED TRANSISTOR QUALITY AMPLIFIERS



4 WATT and 1½ WATT

● 6-Transistor printed circuit designs. Push-pull output for 3 to 5 ohm speakers. Can be battery operated. 6mV into 1 Kohm sensitivity Response 30 c/s to 15 kc/s. Input suitable for mics., pick-ups, tuners, etc.

Can be used with above preamplifiers for mono or stereo in any application requiring a low distortion low cost amplifier.

OVERALL SIZE: $2\frac{1}{2} \times 2 \times 1\frac{1}{2}$ inches.

● 4-watt version operates from 12 to 18 volts.

● 1½ watt version operates from 9 to 12v.

PRICE BUILT 79/6 P.P. 1/6

PRICE BUILT 65/- P.P. 1/6

“REGENT-6”

New!

● MEDIUM and LONG WAVE POCKET SUPERHET RADIO

A New 6-transistor printed circuit designed with full coverage on both wavebands. Features “Cleartone” push-pull speaker output, geared tuning and complete set of 1st grade components. Moulded two tone cabinet size $5 \times 3 \times 1\frac{1}{2}$ in. Easy to follow building details. All parts sold separately.

● Total cost of all parts 85/-

Available mid-February



P & P. 2/-
(Battery 2/6 extra)

‘CONVAIR’ PUSH-BUTTON PORTABLE/ CAR RADIO

● UNBEATABLE FOR PERFORMANCE AND DESIGN

Printed circuit 6-Transistor 2-Diode superhet radio with full tuning on medium and long wavebands. Quality push-pull output up to 1 watt. Attractive portable cabinet, size $10 \times 7 \times 3\frac{1}{2}$ in. with horizontal slow motion turning dial and push button wave change. Easy to build with superb performance. All parts sold separately. After sales service and guarantee.



● Total cost of all parts.

£7.19.6

P.P. 3/6.

(Batteries 6/- extra) ★ The finest portable available.

ALL TRANSISTOR CAR RADIO

● 1 HOUR TO BUILD WITH PRE-ASSEMBLED CHASSIS AND PANELS

6-Transistor 3 diode med. and long wave superhet design. Features double tuned IFTS, AVC, permeability tuning with geared drive. Push-pull car filling volume. Full tuning on both wavebands. A high sensitivity printed circuit professional design to fit any type of vehicle. Case size $7 \times 4 \times 2\frac{1}{2}$ in. For 12 volt positive earth or dry battery. All parts available separately.



THE “ROADSTER”

£8.19.6

P.P. 3/6

7 × 4 in Hi-Flux speaker with baffle and car fixing kit 20/- extra.

VHF TRANSISTOR FM TUNER

● HIGH STABILITY—HIGH SENSITIVITY ●

Features 5-Mullard transistors with 4-diodes, compact printed circuit, high gain, low distortion, superhet design. Full tuning from 87.105 Mc/s with geared tuning. AVC and AFC. 9 volt 9 mA operation. 50 dB S/N. Output up to 1 volt audio. Easy to build and align. Overall size in cabinet $3\frac{1}{2} \times 2\frac{1}{2} \times 4$ in. All parts sold separately.



● Total cost with front panel—

£6.19.6

P.P. 2/6

(Cabinet Assembly 20/- extra)

● NEW 6-TRANSISTOR FM DESIGN with factory built units, horizontal tuning, AFC, etc. Leaflet on request. Total cost to build £12.17.6.

HENRY'S RADIO LTD.

PADDINGTON 1008/9.

303 EDGWARE ROAD, LONDON, W.2.

(Open Monday to Saturday all day 9 a.m. to 6 p.m. Half-day Thursday 1 p.m.)

PLEASE TURN TO INSIDE PAGE

Latest 90 page Catalogue 2/6 post paid